



US00D586104S

(12) **United States Design Patent**
Duffy

(10) **Patent No.:** **US D586,104 S**
(45) **Date of Patent:** **** Feb. 10, 2009**

(54) **FOOTWEAR UPPER**

(75) Inventor: **Gregg Duffy**, Essex Junction, VT (US)

(73) Assignee: **Wolverine World Wide, Inc.**, Rockford, MI (US)

(**) Term: **14 Years**

(21) Appl. No.: **29/293,113**

(22) Filed: **Nov. 7, 2007**

(51) **LOC (9) Cl.** **02-99**

(52) **U.S. Cl.** **D2/969**

(58) **Field of Classification Search** D2/902,
D2/906-908, 943, 944, 969, 972-974, 905;
36/45, 77 M, 77 R, 83, 113, 114, 126-131
See application file for complete search history.

(56) **References Cited**

U.S. PATENT DOCUMENTS

D225,093 S	*	11/1972	Dassler	D2/907
D226,882 S	*	5/1973	Powers	D2/907
D228,267 S	*	9/1973	Powers	D2/908
D297,281 S	*	8/1988	Lussier	D2/969
D298,982 S	*	12/1988	Lussier	D2/973
D305,076 S	*	12/1989	Crowley	D2/969
D479,036 S		9/2003	Matis		
D479,037 S		9/2003	Matis		
D479,765 S		9/2003	Matis		
D480,547 S		10/2003	Matis et al.		
D480,549 S		10/2003	Matis et al.		
D480,551 S		10/2003	Matis et al.		
D483,938 S	*	12/2003	Laberge	D2/973
D487,337 S		3/2004	Rogers		
D487,338 S		3/2004	Matis et al.		
D487,958 S		4/2004	Matis et al.		
D487,960 S		4/2004	Bandini et al.		
D500,405 S	*	1/2005	Matis	D2/969
D501,071 S		1/2005	Belley et al.		
D502,799 S	*	3/2005	Matis et al.	D2/969
D503,266 S		3/2005	Schoenborn et al.		

D503,268 S		3/2005	Belley et al.		
D504,214 S		4/2005	Schoenborn et al.		
D504,999 S		5/2005	Robbins et al.		
D514,298 S		2/2006	Le		
D543,682 S		6/2007	Matis et al.		
D545,546 S		7/2007	Schoenborn et al.		
D545,549 S		7/2007	Schoenborn et al.		
D546,043 S		7/2007	Belley et al.		
D554,843 S	*	11/2007	Matis	D2/969
D567,495 S	*	4/2008	St. Louis	D2/969
D575,491 S	*	8/2008	Belley et al.	D2/969
D575,493 S	*	8/2008	St-Louis	D2/969

OTHER PUBLICATIONS

Merrell Spring 2008 Catalog, pp. 20, 21 and 22.

* cited by examiner

Primary Examiner—Dominic Simone

(74) *Attorney, Agent, or Firm*—Warner Norcross & Judd LLP

(57) **CLAIM**

The ornamental design for footwear upper, as shown and described.

DESCRIPTION

FIG. 1 is a perspective view of the footwear upper embodying the new design;

FIG. 2 is a top view thereof;

FIG. 3 is a right side view thereof;

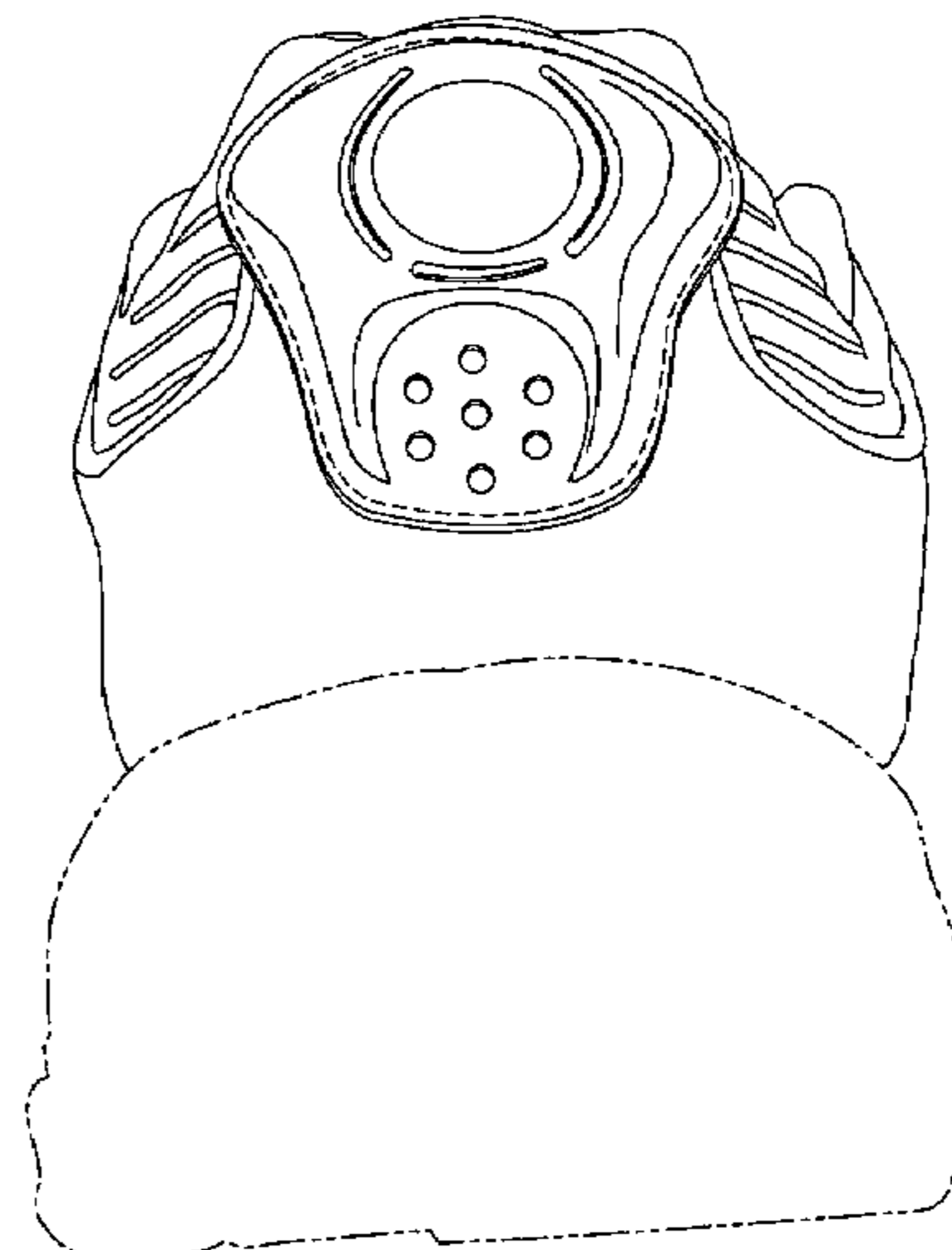
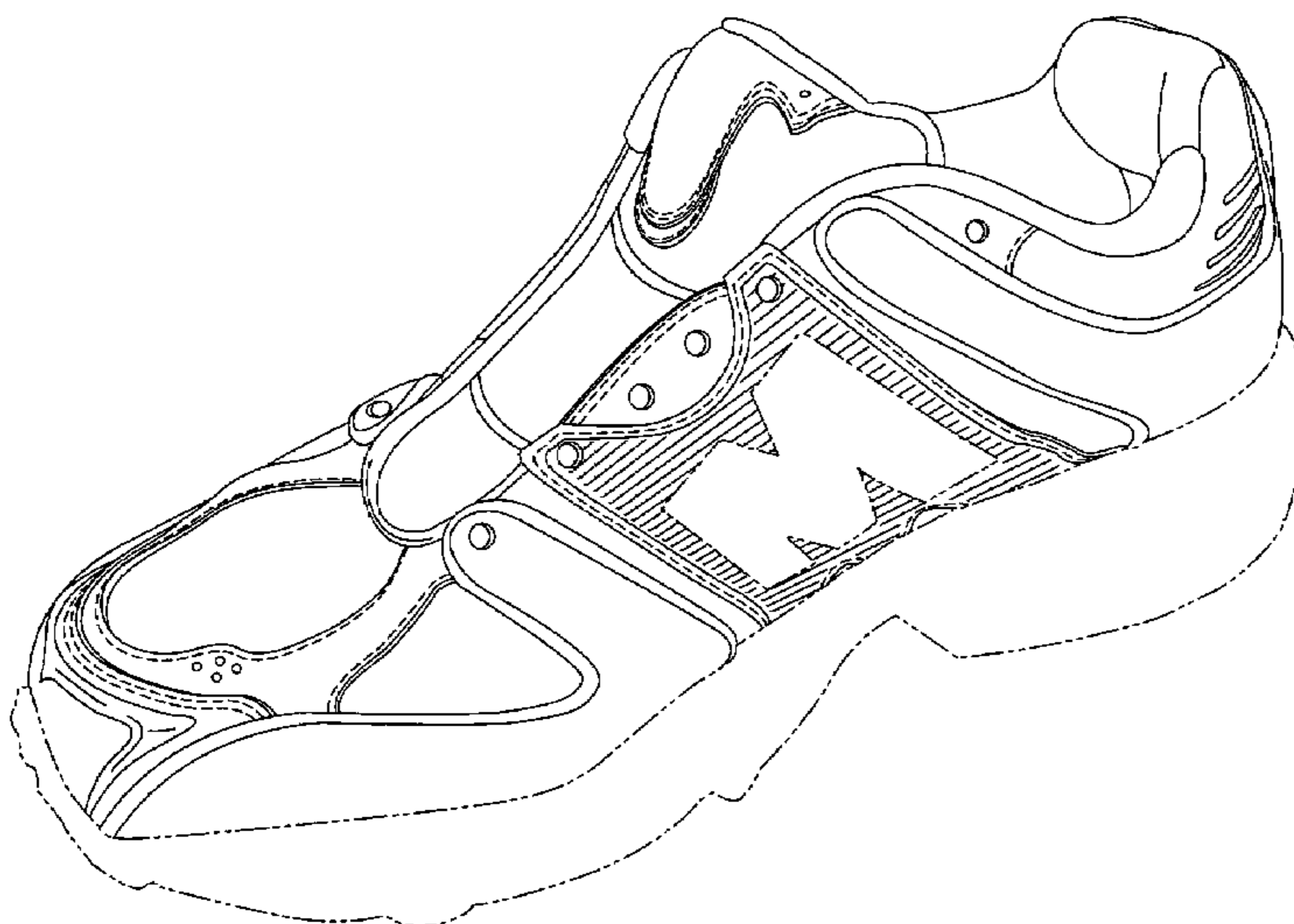
FIG. 4 is a left side view thereof;

FIG. 5 is a front view thereof; and,

FIG. 6 is a rear view thereof.

FIGS. 1-6 show features of an article of footwear in phantom lines. These features are shown for environmental purposes and do not form any part of the claimed design. Further, the phantom lines immediately adjacent the solid-line portions of the design form the boundary of the design, with the phantom lines forming no part of the claimed design.

1 Claim, 4 Drawing Sheets



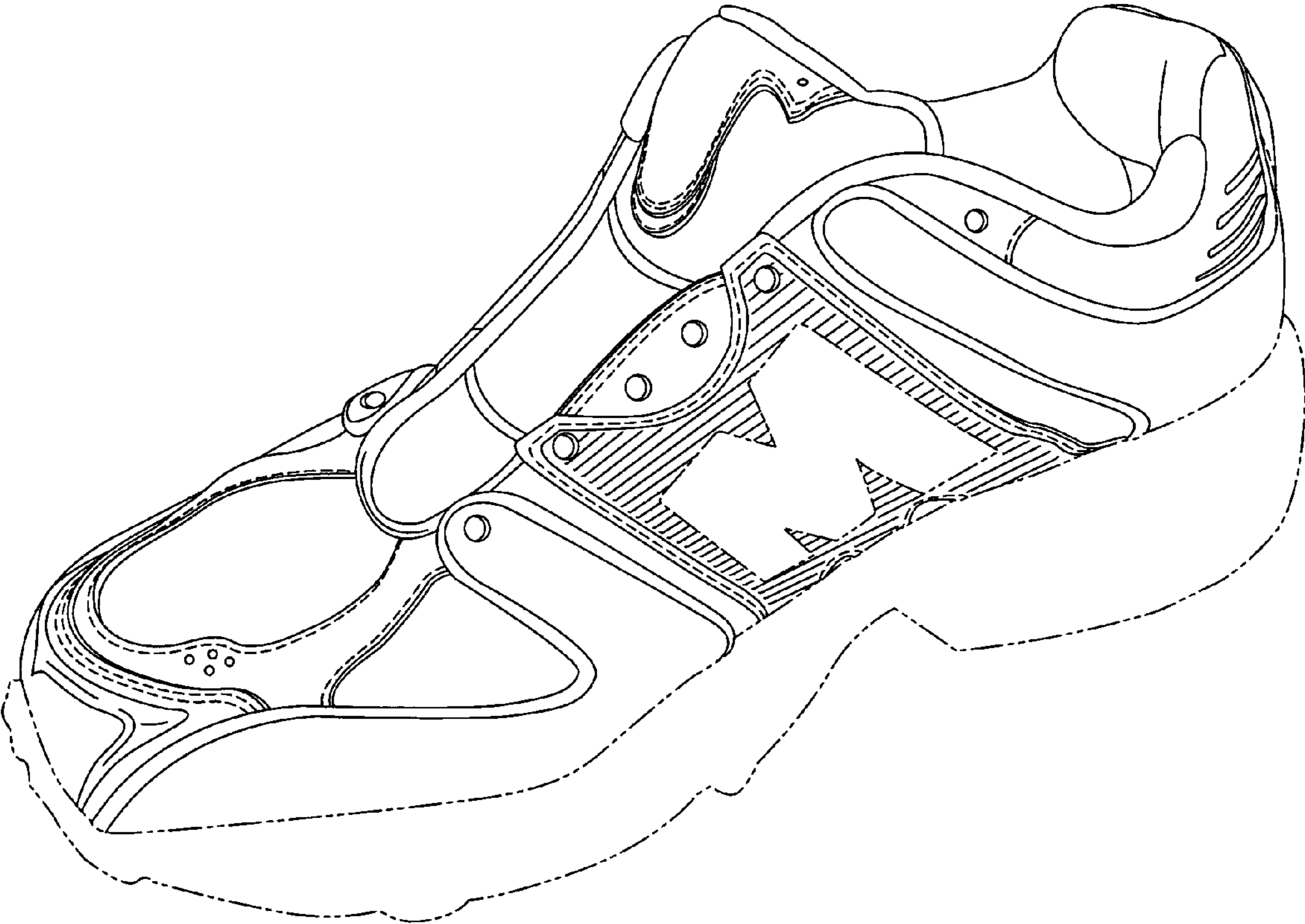


Fig. 1

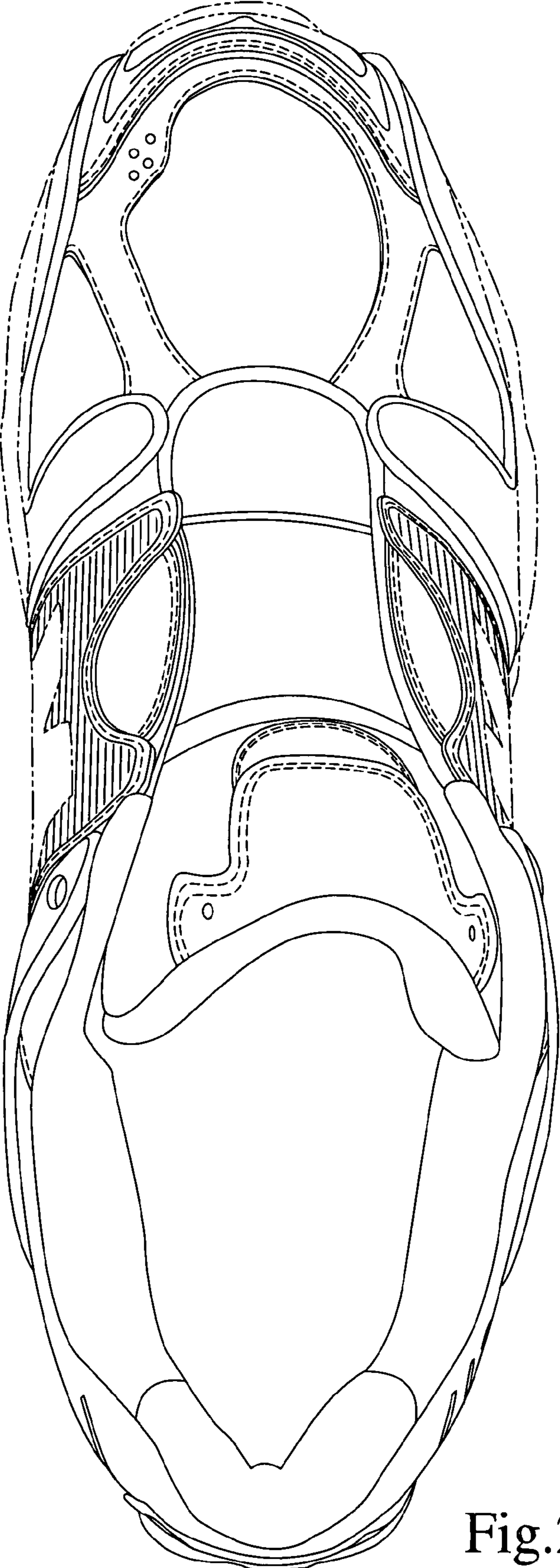


Fig.2




Fig.3




Fig.4

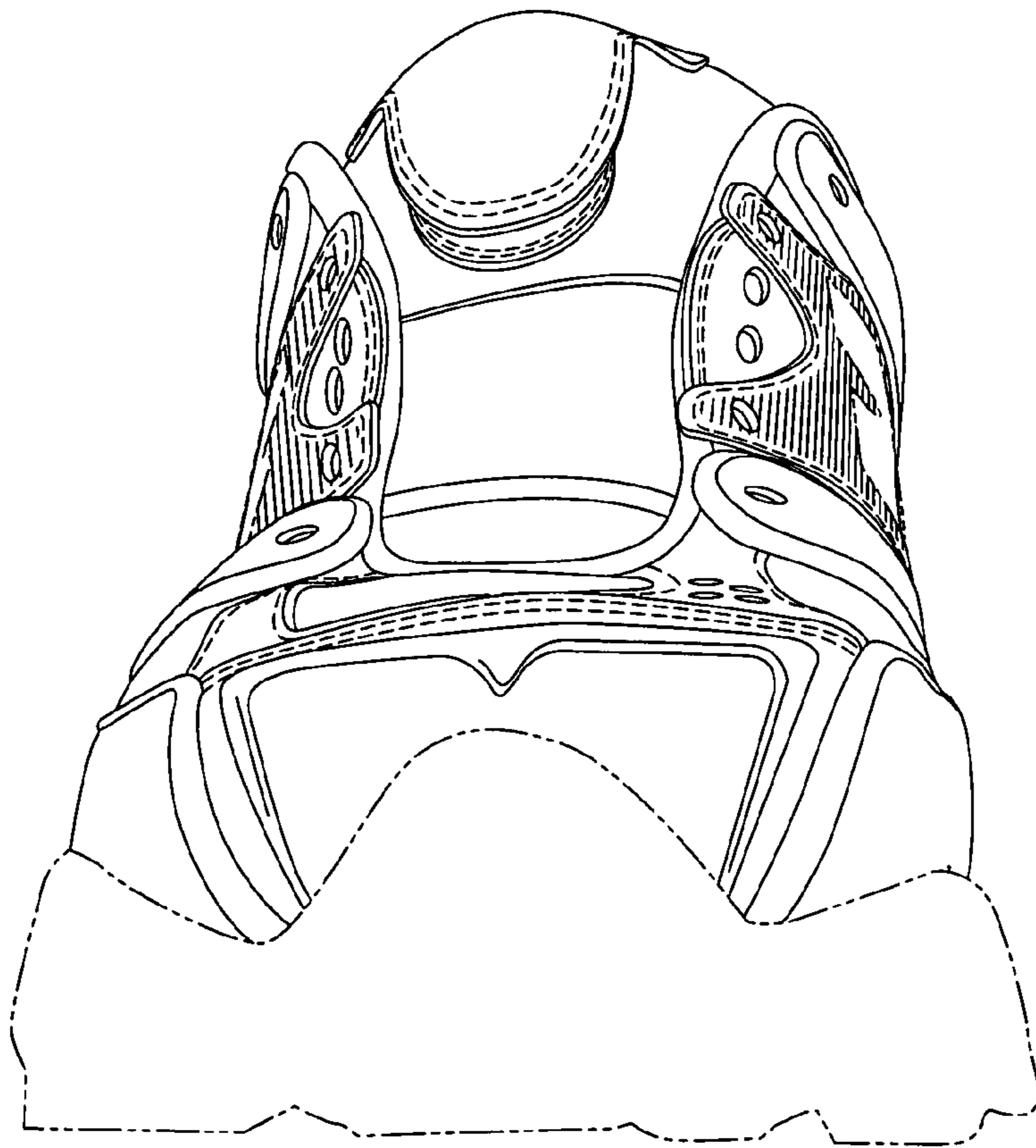


Fig.5

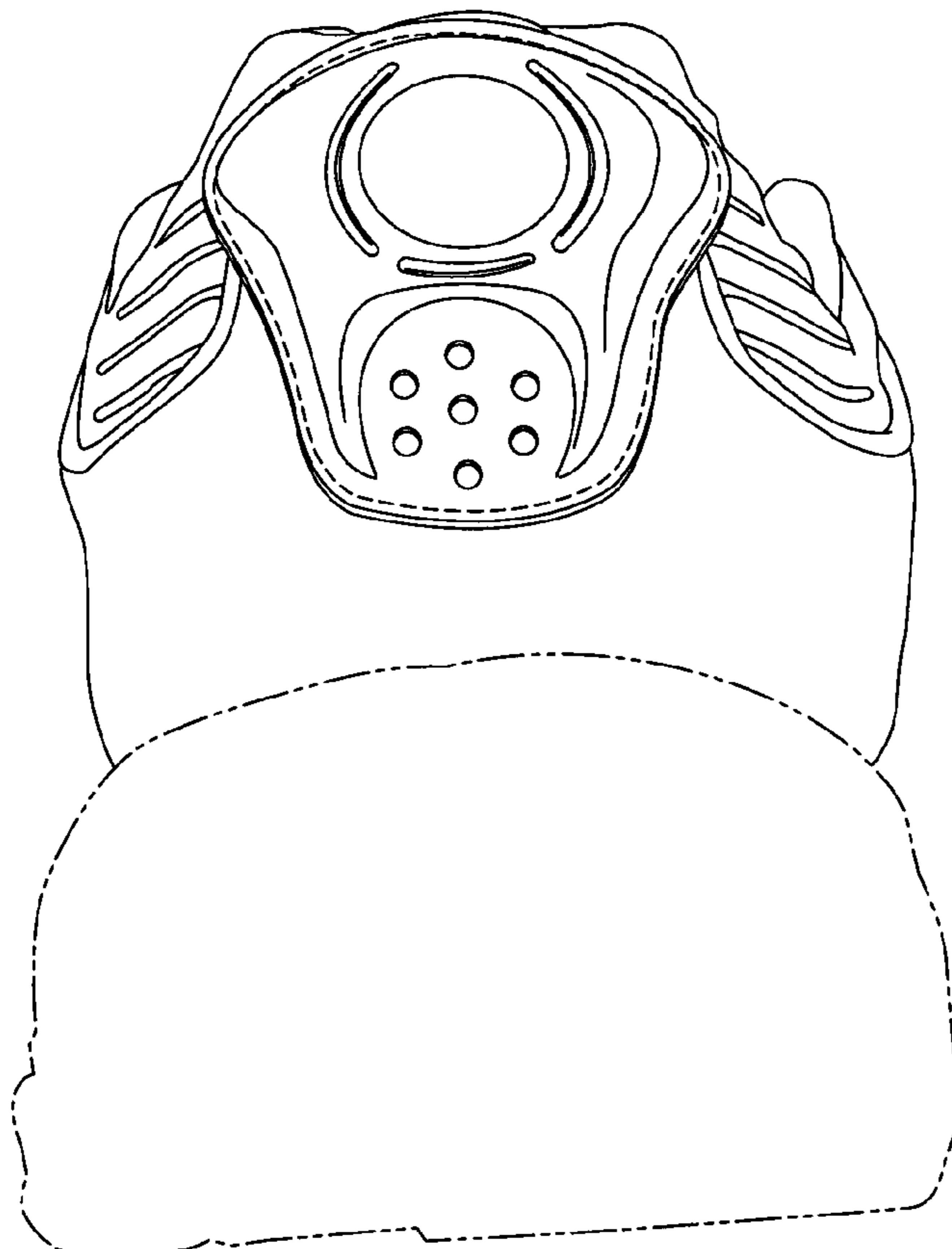


Fig.6