



US00D586101S

(12) **United States Design Patent**
Banik

(10) **Patent No.:** **US D586,101 S**

(45) **Date of Patent:** **** Feb. 10, 2009**

(54) **FOOTWEAR UPPER**

(75) Inventor: **Gary J. Banik**, Boulder, CO (US)

(73) Assignee: **Wolverine World Wide, Inc.**, Rockford, MI (US)

(**) Term: **14 Years**

(21) Appl. No.: **29/293,108**

(22) Filed: **Nov. 7, 2007**

(51) **LOC (9) Cl.** **02-99**

(52) **U.S. Cl.** **D2/969**

(58) **Field of Classification Search** D2/902,
D2/906-908, 943, 944, 969, 972-974, 905;
36/45, 77 M, 77 R, 83, 113, 114, 126-131
See application file for complete search history.

(56) **References Cited**

U.S. PATENT DOCUMENTS

D382,099 S *	8/1997	Hoefl	D2/972
D386,599 S *	11/1997	LaRowe	D2/972
D438,698 S	3/2001	Matis et al.		
D447,620 S	9/2001	Matis et al.		
D447,859 S	9/2001	Matis et al.		
D452,067 S	12/2001	Matis et al.		
D480,545 S *	10/2003	Matis et al.	D2/969
D480,548 S *	10/2003	Matis et al.	D2/969
D480,551 S	10/2003	Matis et al.		
D486,627 S	2/2004	Rogers et al.		
D491,344 S *	6/2004	Laska	D2/969
D502,799 S *	3/2005	Matis et al.	D2/969
D503,268 S	3/2005	Belley et al.		
D504,762 S *	5/2005	Matis et al.	D2/969
D504,763 S	5/2005	Matis et al.		
D511,883 S	11/2005	Matis		
D511,885 S *	11/2005	Young	D2/972
D532,588 S *	11/2006	Matis et al.	D2/969
D532,961 S *	12/2006	Schoenborn et al.	D2/969
D533,987 S	12/2006	Matis et al.		

D541,519 S *	5/2007	Belley et al.	D2/972
D545,548 S *	7/2007	Belley et al.	D2/969
D552,833 S *	10/2007	Yamashita et al.	D2/902
D560,892 S *	2/2008	Belley et al.	D2/969
D561,447 S *	2/2008	Belley et al.	D2/969
D561,454 S *	2/2008	Hlavacs et al.	D2/969
D567,495 S *	4/2008	St. Louis	D2/969
D571,992 S *	7/2008	Robinson et al.	D2/969
D575,493 S *	8/2008	St-Louis	D2/969

OTHER PUBLICATIONS

Merrell Fall 2007 Catalog, pp. 8, 9 and 20.
Merrell Spring 2008 Catalog, pp. 5, 6 and 10.

* cited by examiner

Primary Examiner—Dominic Simone

(74) *Attorney, Agent, or Firm*—Warner Norcross & Judd LLP

(57) **CLAIM**

The ornamental design for footwear upper, as shown and described.

DESCRIPTION

FIG. 1 is a perspective view of the footwear upper embodying the new design;

FIG. 2 is a top view thereof;

FIG. 3 is a right side view thereof;

FIG. 4 is a left side view thereof;

FIG. 5 is a front view thereof; and,

FIG. 6 is a rear view thereof.

FIGS. 1-6 show features of an article of footwear in phantom lines. These features are shown for environmental purposes and do not form any part of the claimed design. Further, the phantom lines immediately adjacent the solid-line portions of the design form the boundary of the design, with the phantom lines forming no part of the claimed design.

1 Claim, 4 Drawing Sheets

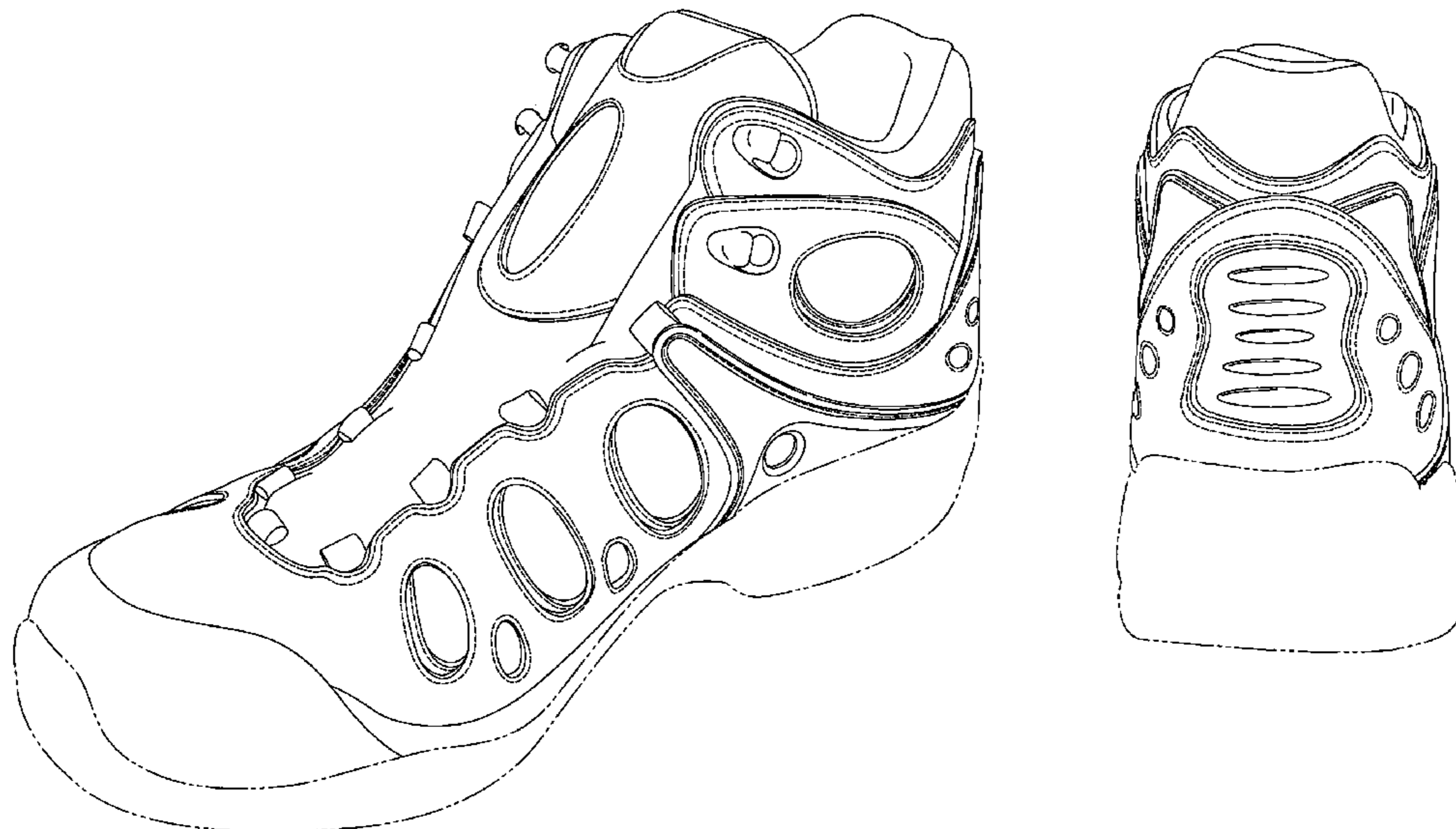




Fig. 1

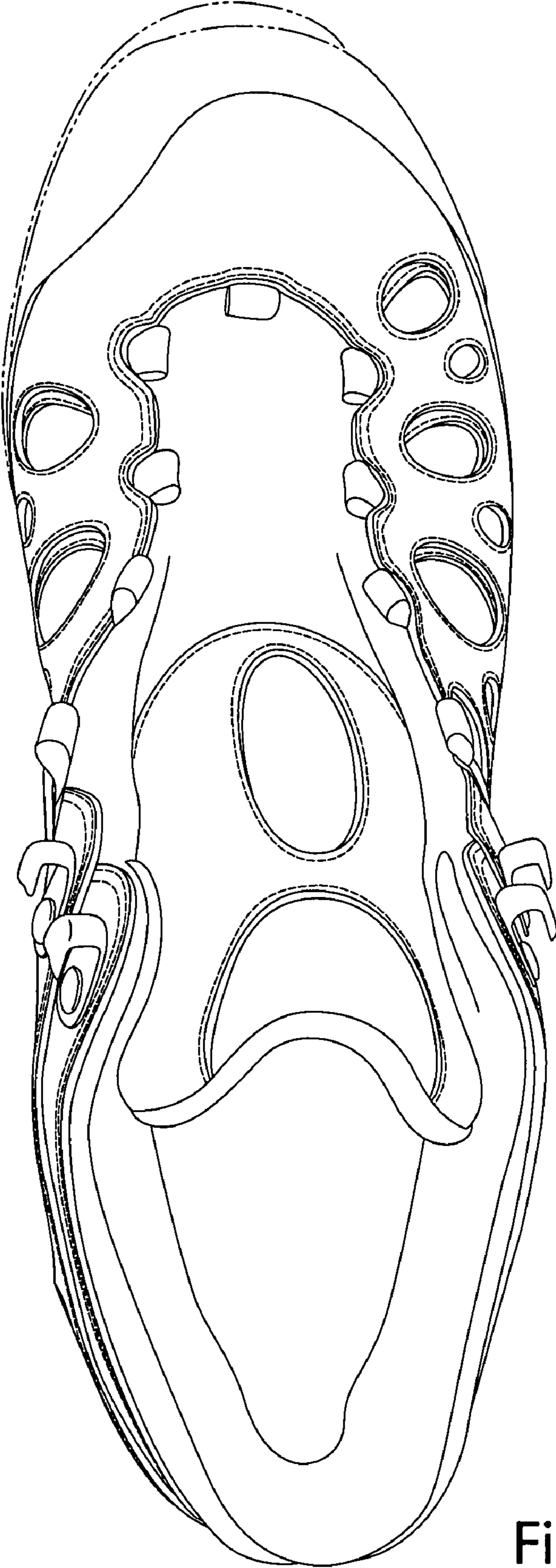


Fig. 2

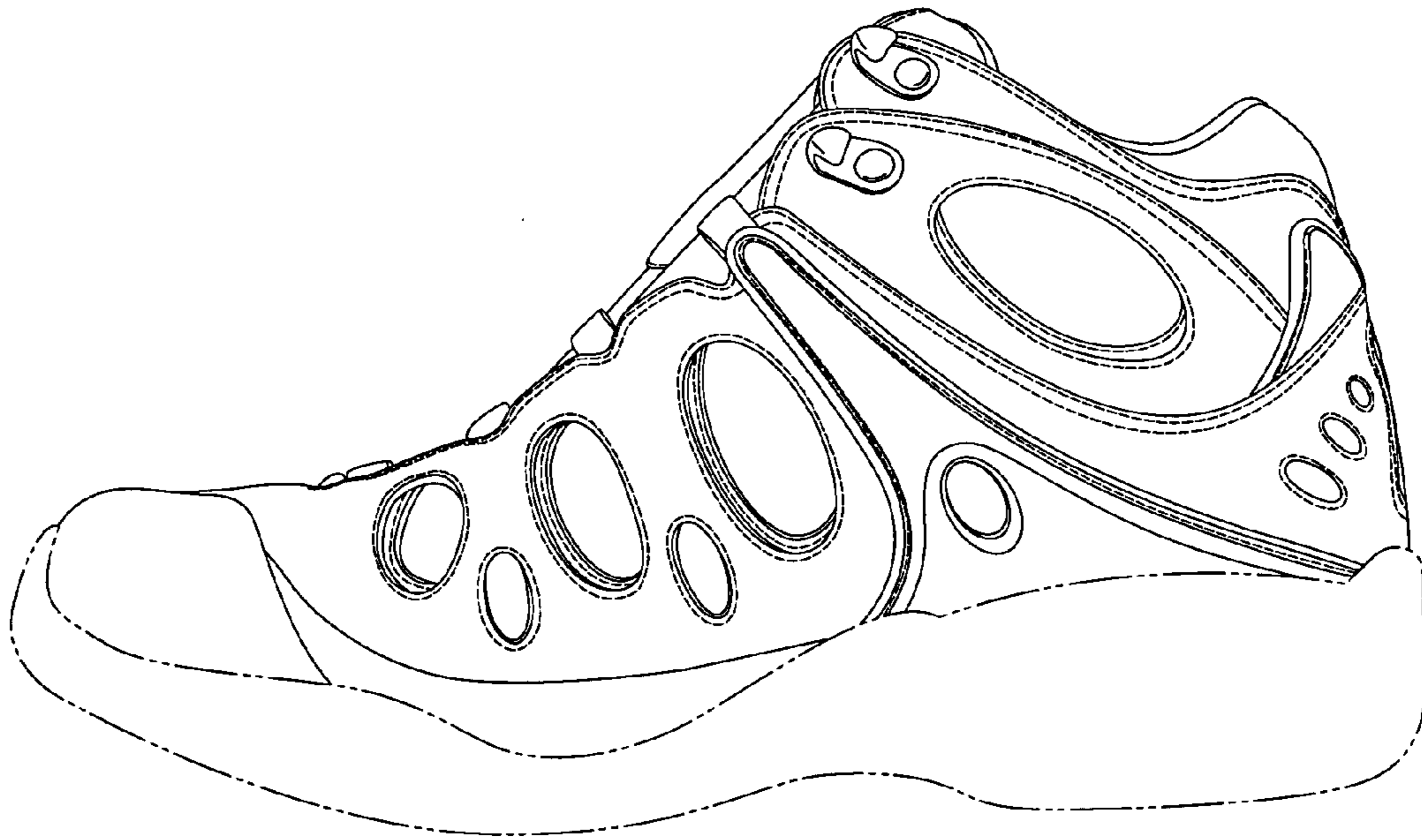


Fig. 3




Fig. 4

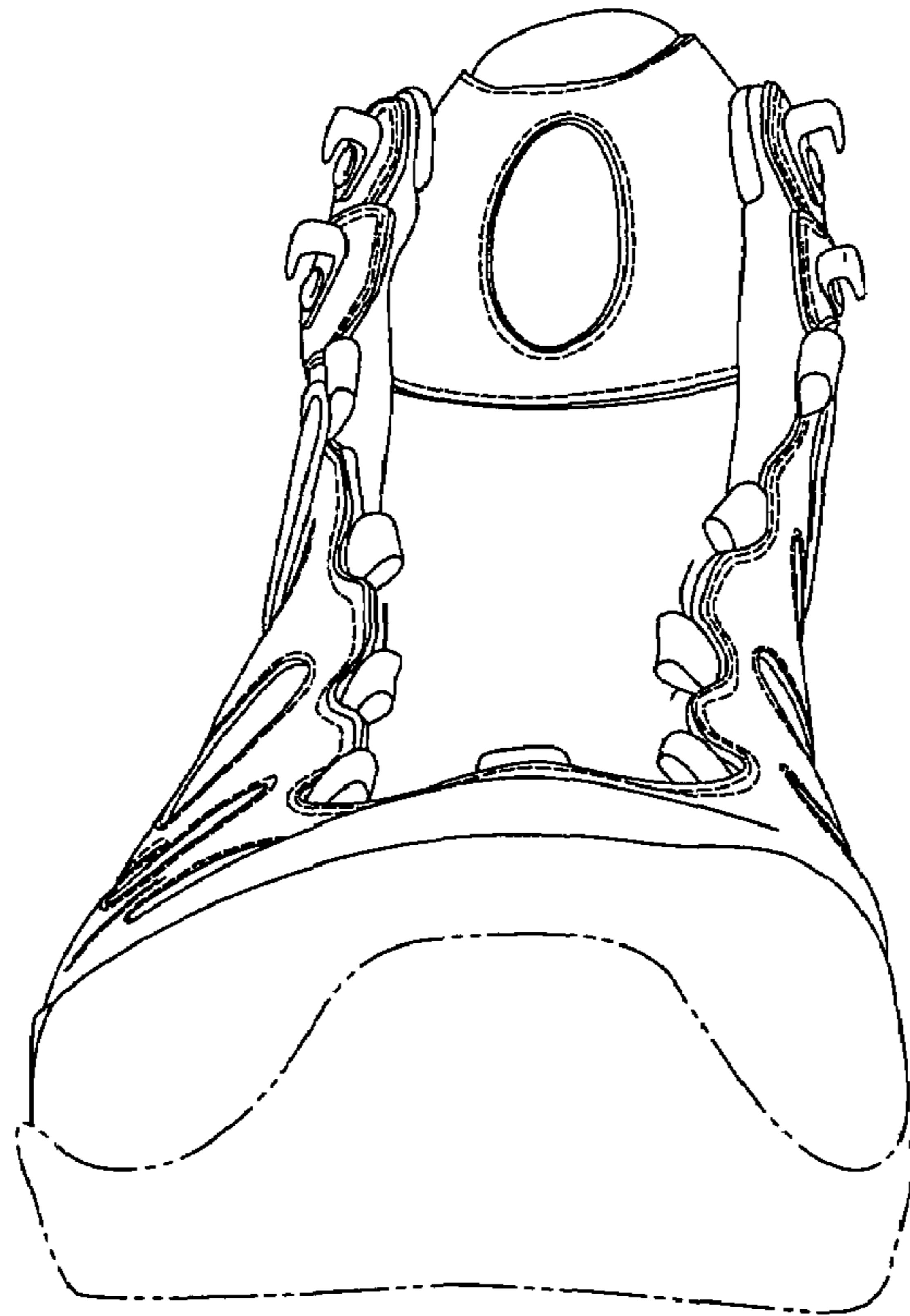


Fig. 5

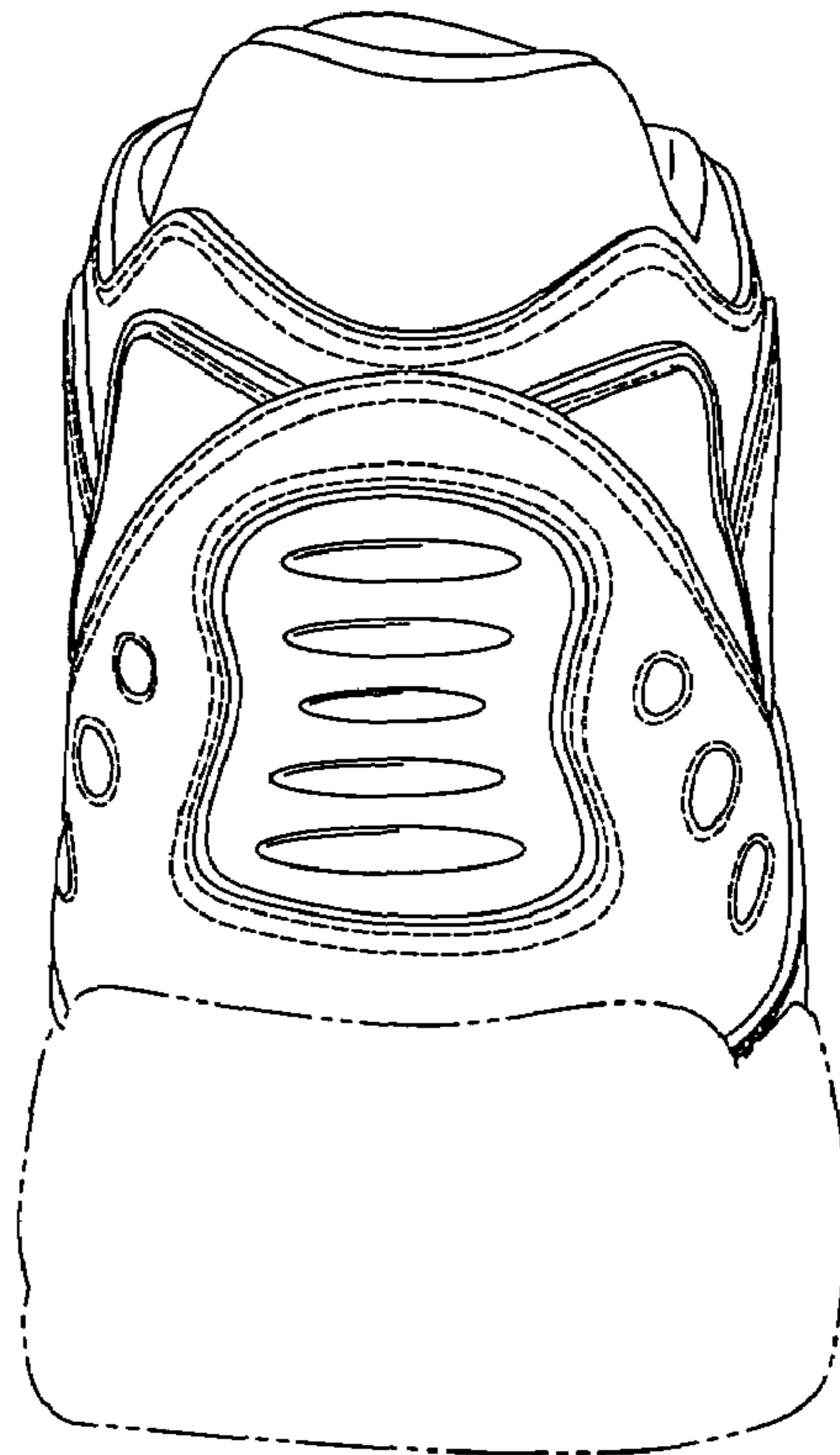


Fig. 6