



US00D586100S

(12) **United States Design Patent**  
**Schoenborn et al.**

(10) **Patent No.:** **US D586,100 S**

(45) **Date of Patent:** **\*\* Feb. 10, 2009**

(54) **FOOTWEAR UPPER**

(75) Inventors: **Mary L. Schoenborn**, Rockford, MI  
(US); **Grant A. Urie**, Shelburne, VT  
(US)

(73) Assignee: **Wolverine World Wide, Inc.**, Rockford,  
MI (US)

(\*\*) Term: **14 Years**

(21) Appl. No.: **29/293,104**

(22) Filed: **Nov. 7, 2007**

(51) **LOC (9) Cl.** ..... **02-99**

(52) **U.S. Cl.** ..... **D2/969**

(58) **Field of Classification Search** ..... D2/902,  
D2/906-908, 943, 944, 969, 972-974, 905;  
36/45, 77 M, 77 R, 83, 113, 114, 126-131  
See application file for complete search history.

(56) **References Cited**

**U.S. PATENT DOCUMENTS**

D283,463 S *	4/1986	Chassaing .....	D2/902
D444,936 S *	7/2001	Matis et al. ....	D2/969
D481,859 S	11/2003	Belley et al.	
D538,022 S	3/2007	Belley et al.	
D543,017 S *	5/2007	Hulbert .....	D2/969
D544,187 S *	6/2007	Hulbert .....	D2/969
D547,043 S *	7/2007	Matis et al. ....	D2/969
D548,940 S *	8/2007	Hulbert .....	D2/969
D556,439 S *	12/2007	Zimmerman .....	D2/972
D567,496 S *	4/2008	Belley et al. ....	D2/969
D572,441 S *	7/2008	Moretti .....	D2/907

D575,941 S *	9/2008	Weber .....	D2/907
D576,382 S *	9/2008	Hickman .....	D2/902
D576,383 S *	9/2008	Weber .....	D2/902
D576,384 S *	9/2008	Weber .....	D2/902

**OTHER PUBLICATIONS**

Merrell Spring 2008 Footwear, p. 82.  
UMI Dazzle Footwear, date unknown.

\* cited by examiner

*Primary Examiner*—Dominic Simone

(74) *Attorney, Agent, or Firm*—Warner Norcross & Judd LLP

(57) **CLAIM**

The ornamental design for footwear upper, as shown and described.

**DESCRIPTION**

FIG. 1 is a perspective view of the footwear upper embodying the new design;

FIG. 2 is a top view thereof;

FIG. 3 is a right side view thereof;

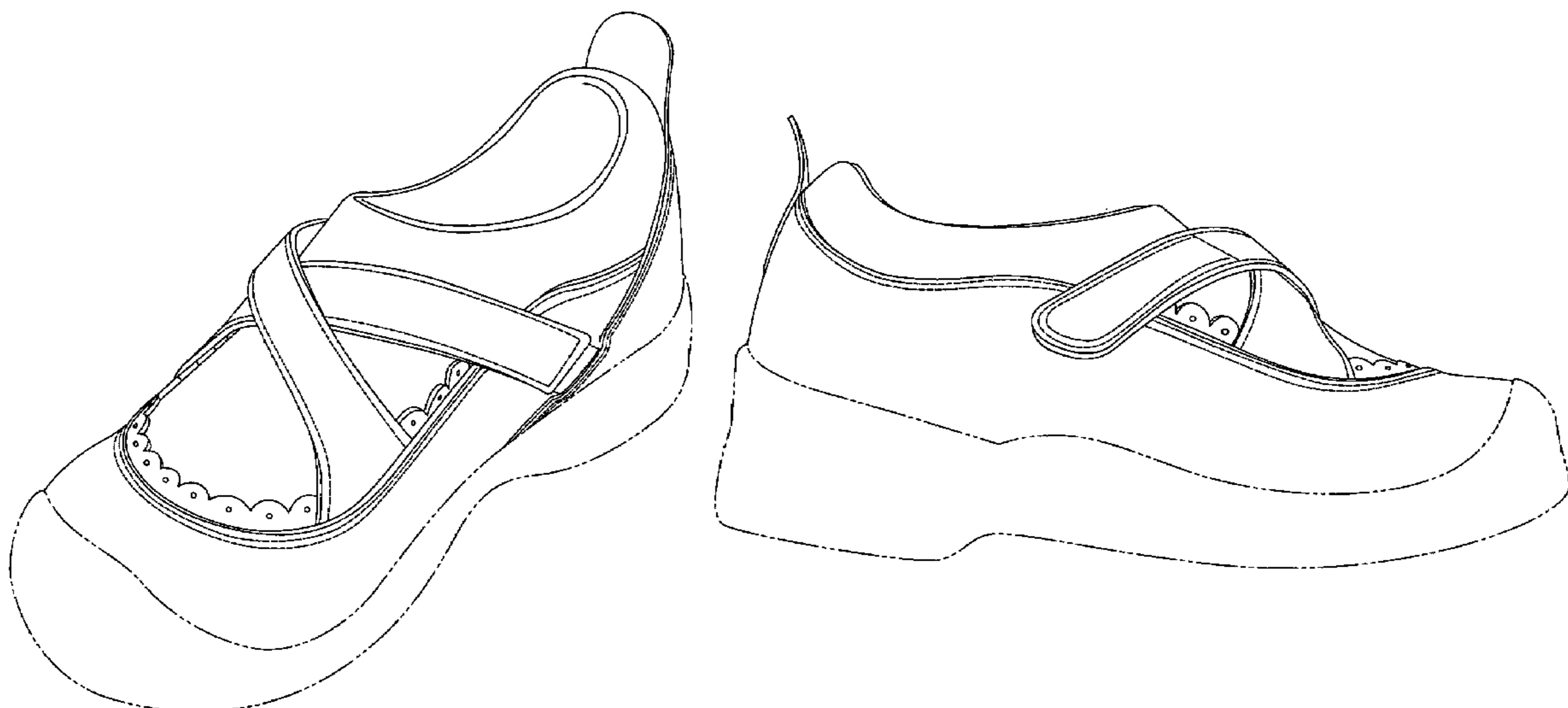
FIG. 4 is a left side view thereof;

FIG. 5 is a front view thereof; and,

FIG. 6 is a rear view thereof.

FIGS. 1-6 show features of an article of footwear in phantom lines. These features are shown for environmental purposes and do not form any part of the claimed design. Further, the phantom lines immediately adjacent the solid-line portions of the design form the boundary of the design, with the phantom lines forming no part of the claimed design.

**1 Claim, 4 Drawing Sheets**






Fig. 1

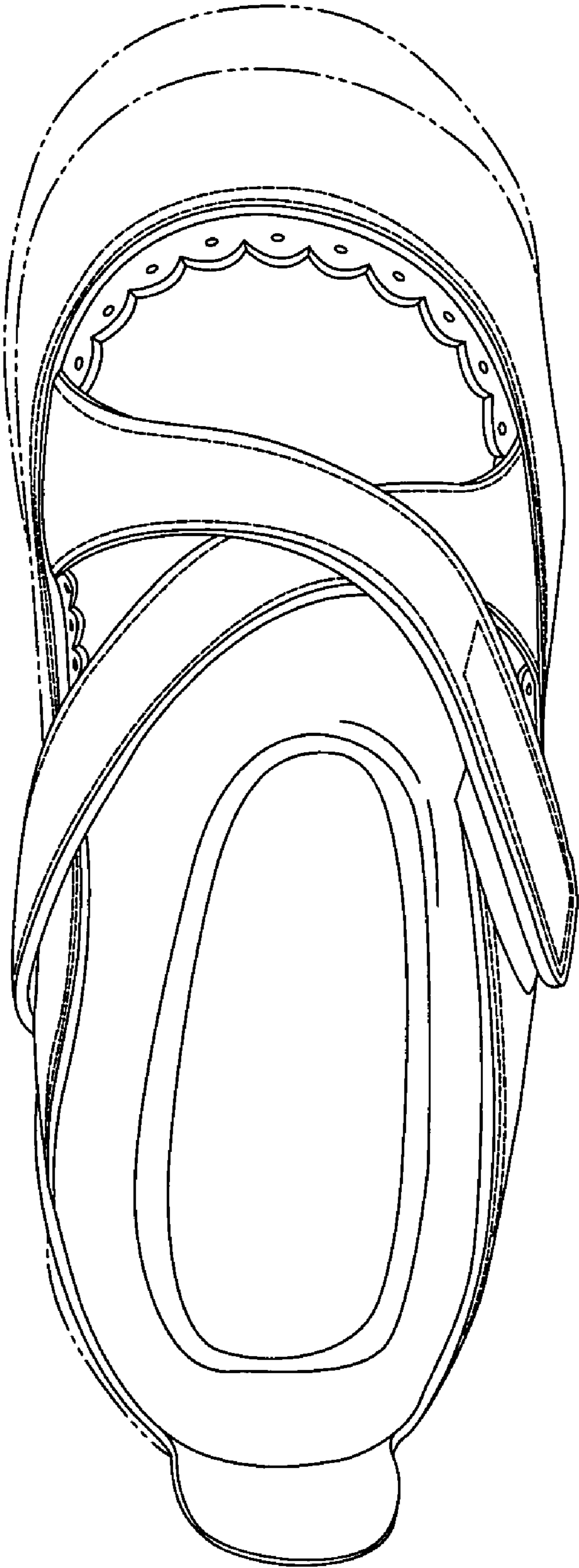


Fig. 2

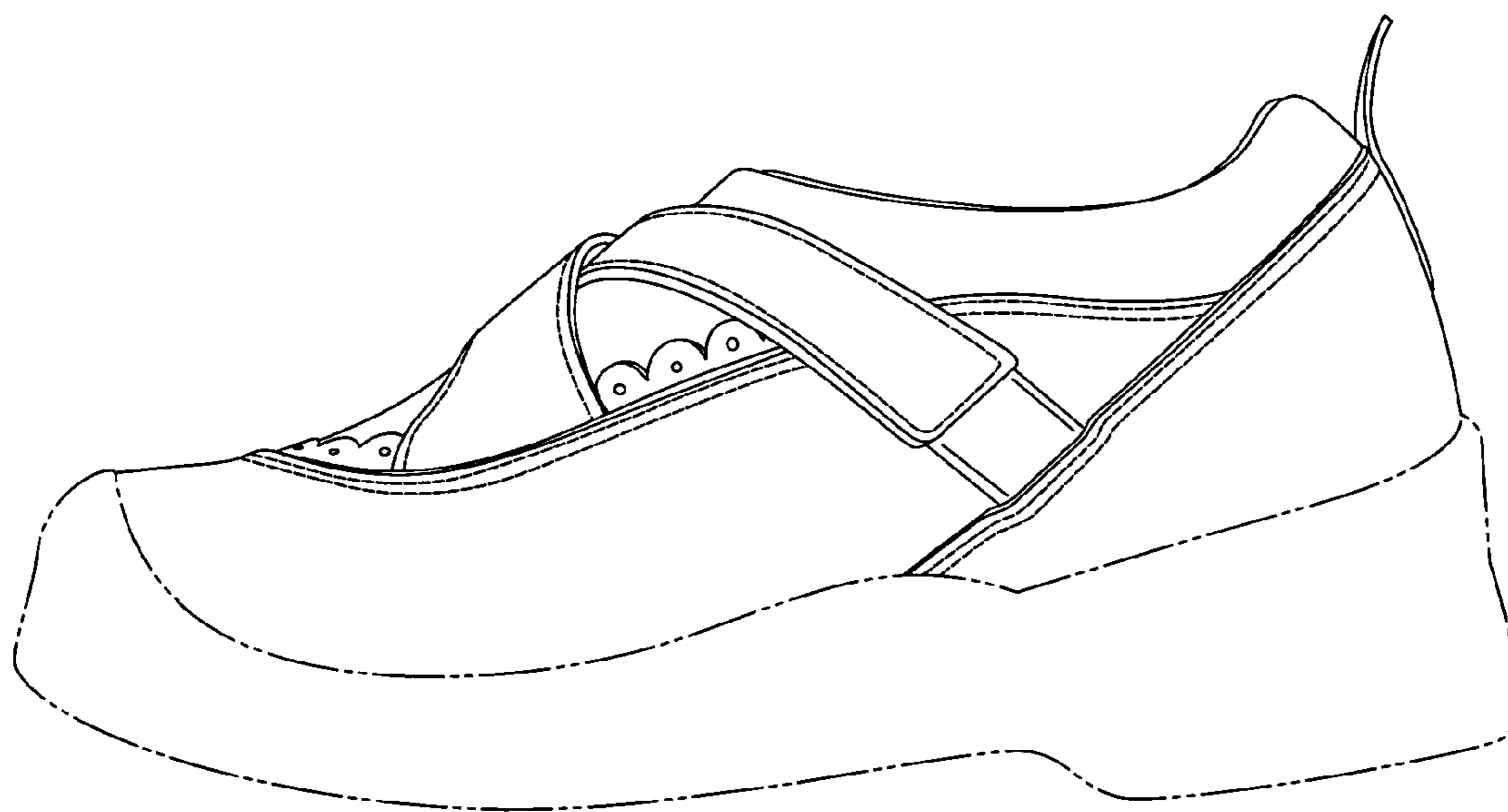


Fig. 3




Fig. 4

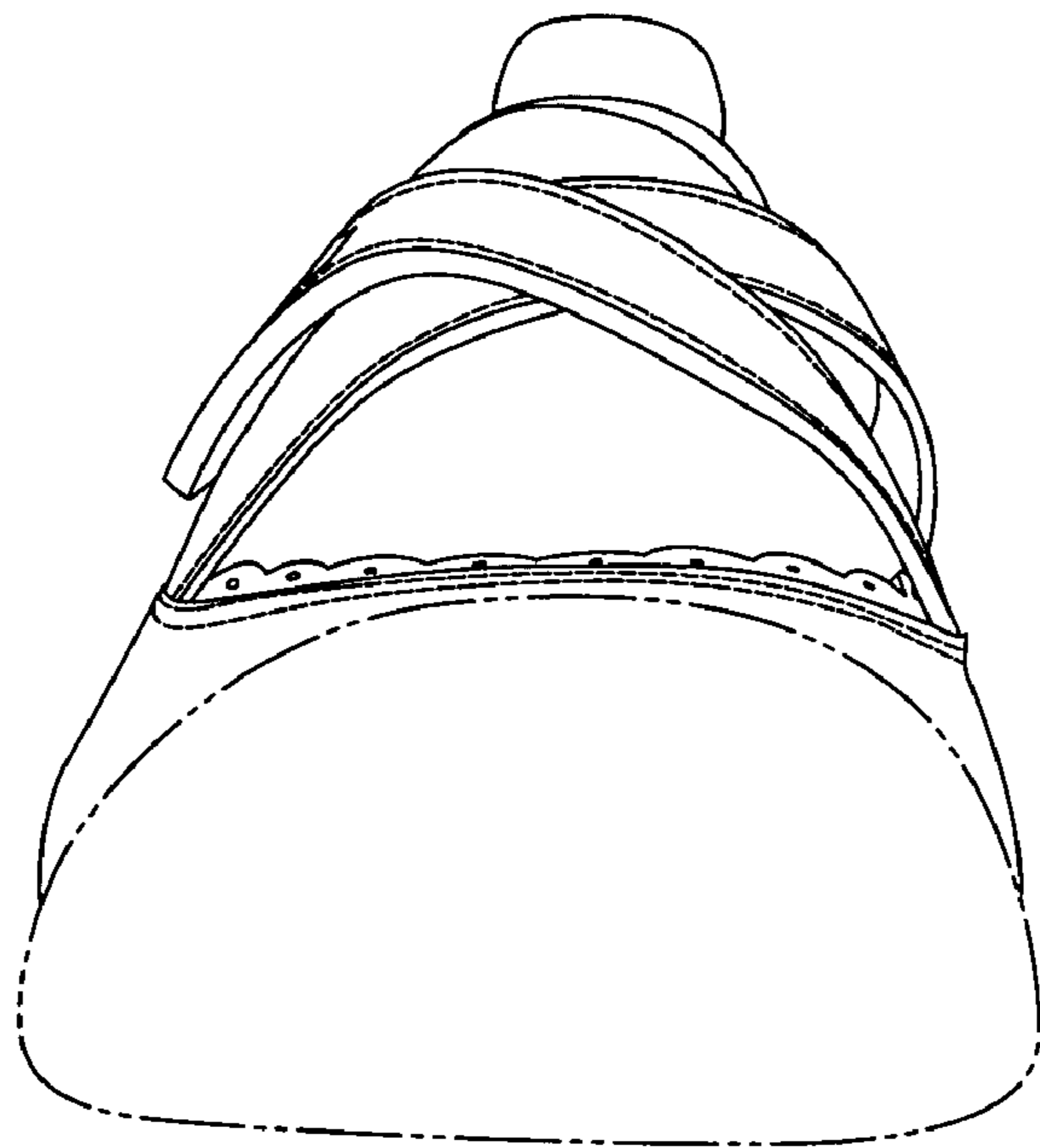


Fig. 5

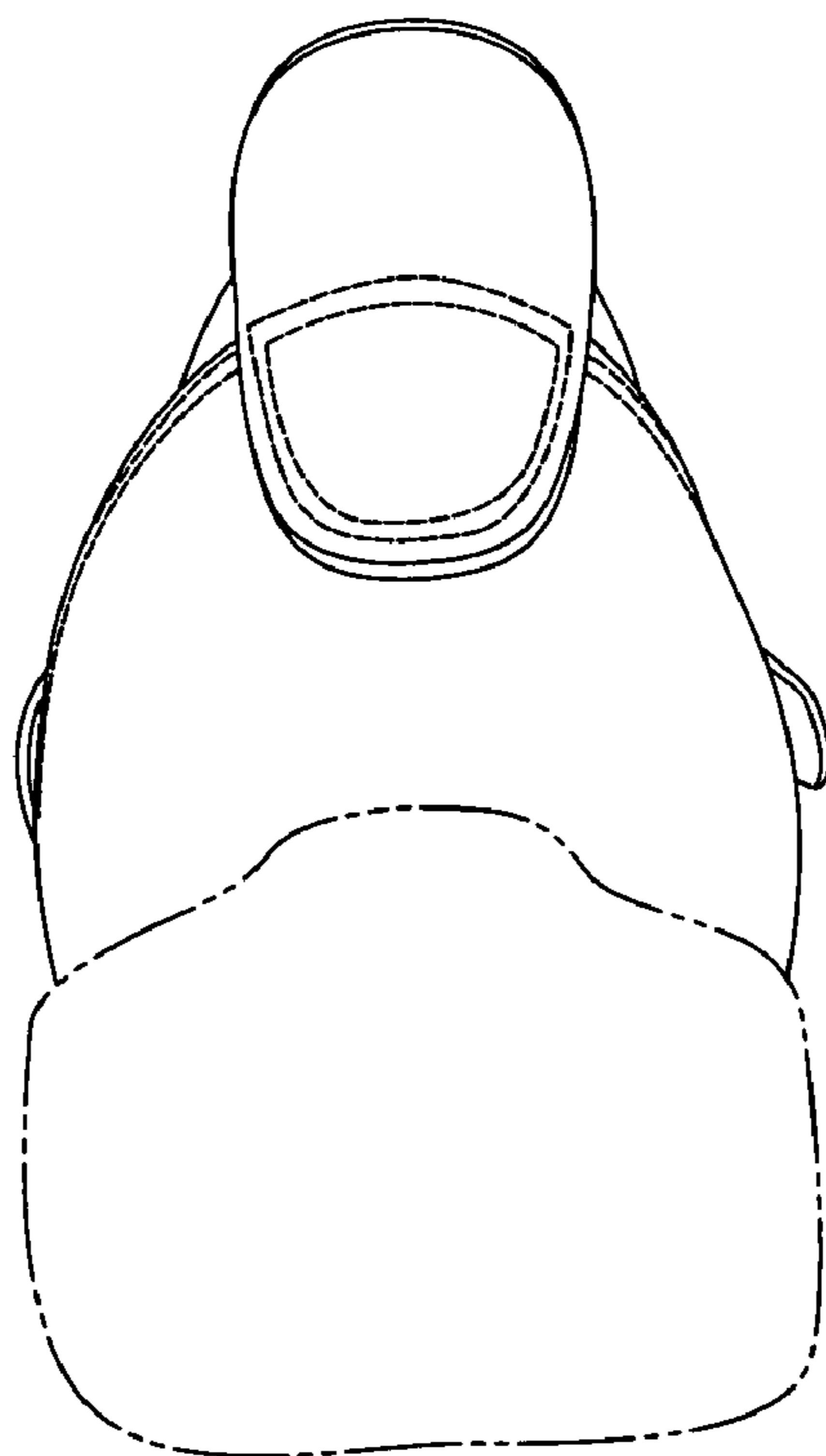


Fig. 6