



US00D586098S

(12) **United States Design Patent**  
**Schoenborn et al.**

(10) **Patent No.:** **US D586,098 S**

(45) **Date of Patent:** **\*\* Feb. 10, 2009**

(54) **FOOTWEAR UPPER**

D576,383 S \* 9/2008 Weber ..... D2/902  
D576,384 S \* 9/2008 Weber ..... D2/902

(75) Inventors: **Mary L. Schoenborn**, Rockford, MI (US); **Tuan N. Le**, Portland, OR (US)

\* cited by examiner

(73) Assignee: **Wolverine World Wide, Inc.**, Rockford, MI (US)

*Primary Examiner*—Dominic Simone

(74) *Attorney, Agent, or Firm*—Warner Norcross & Judd LLP

(\*\*) Term: **14 Years**

(57) **CLAIM**

(21) Appl. No.: **29/293,100**

The ornamental design for footwear upper, as shown and described.

(22) Filed: **Nov. 7, 2007**

**DESCRIPTION**

(51) **LOC (9) Cl.** ..... **02-99**

(52) **U.S. Cl.** ..... **D2/969**

(58) **Field of Classification Search** ..... D2/902,  
D2/906–908, 943, 944, 969, 972–974, 905;  
36/45, 77 M, 77 R, 83, 113, 114, 126–131  
See application file for complete search history.

FIG. 1 is a perspective view of the footwear upper embodying the new design;

FIG. 2 is a top view thereof;

FIG. 3 is a right side view thereof;

FIG. 4 is a left side view thereof;

FIG. 5 is a front view thereof; and,

FIG. 6 is a rear view thereof.



FIGS. 1–6 show features of an article of footwear in phantom lines. These features are shown for environmental purposes and do not form any part of the claimed design. Further, the phantom lines immediately adjacent the solid-line portions of the design form the boundary of the design, with the phantom lines forming no part of the claimed design.

(56) **References Cited**

**U.S. PATENT DOCUMENTS**

D534,715 S	1/2007	Belley et al.	
D537,612 S	3/2007	Belley et al.	
D542,518 S *	5/2007	Marvin	D2/969
D546,044 S	7/2007	Matis et al.	
D547,043 S *	7/2007	Matis et al.	D2/969
D567,496 S *	4/2008	Belley et al.	D2/969
D572,441 S *	7/2008	Moretti	D2/907
D576,382 S *	9/2008	Hickman	D2/902

**1 Claim, 4 Drawing Sheets**



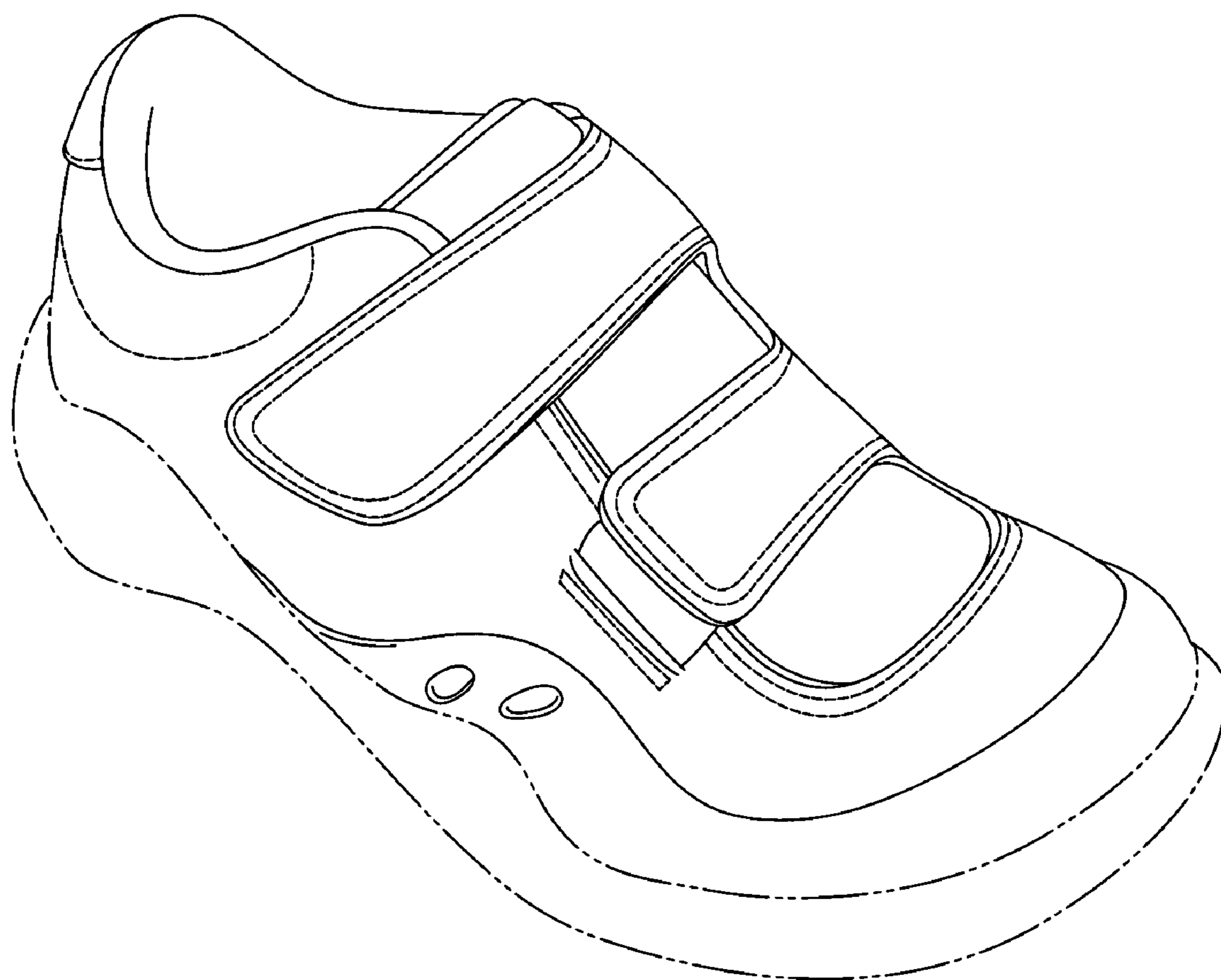


Fig. 1

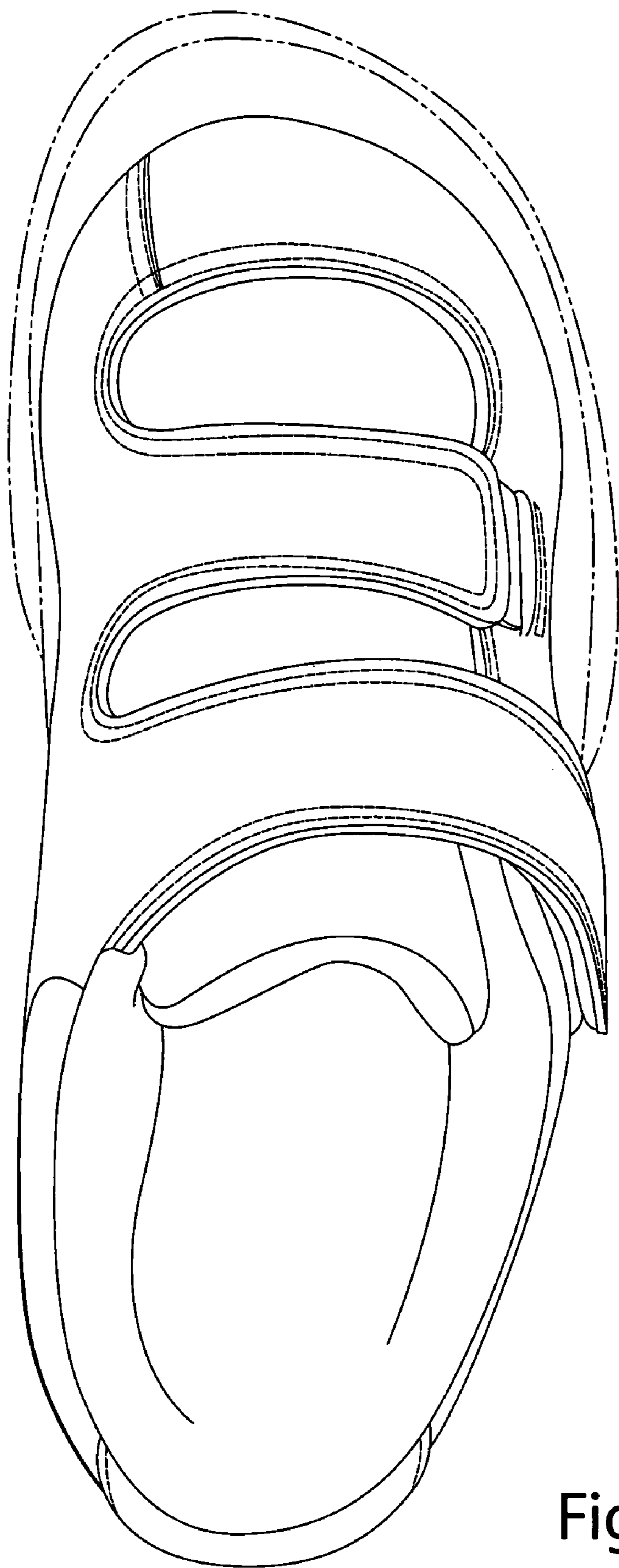


Fig. 2




Fig. 3

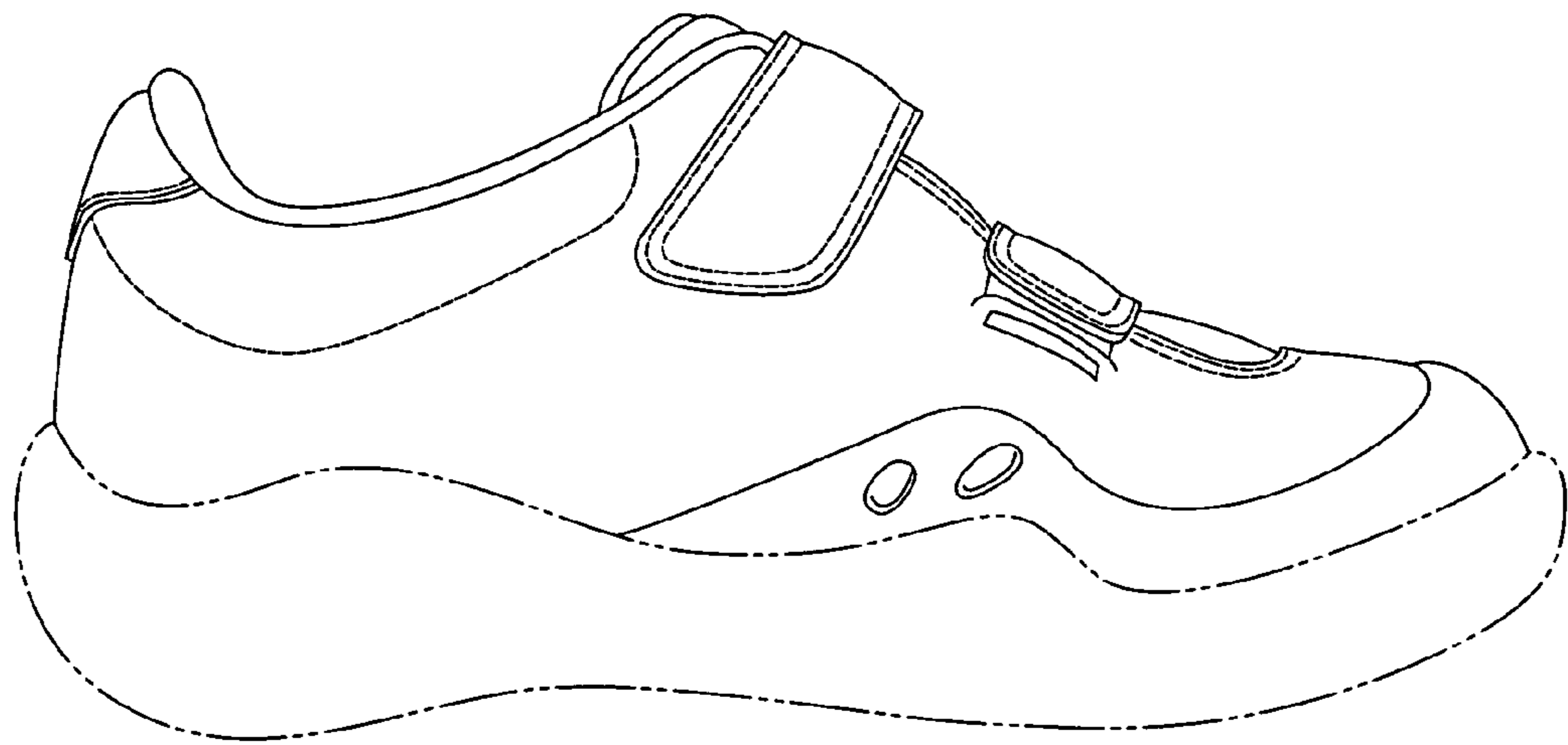


Fig. 4

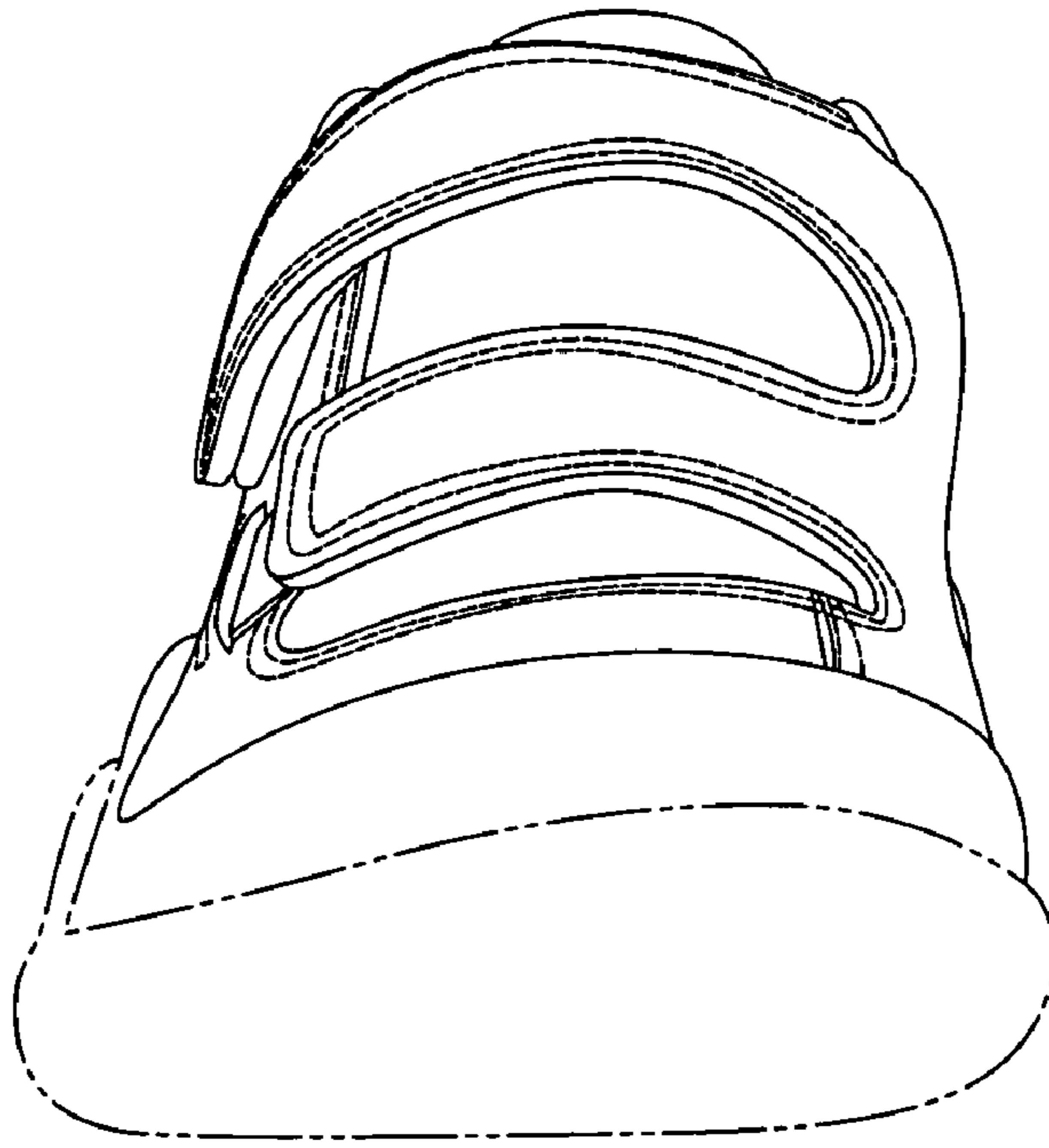


Fig. 5

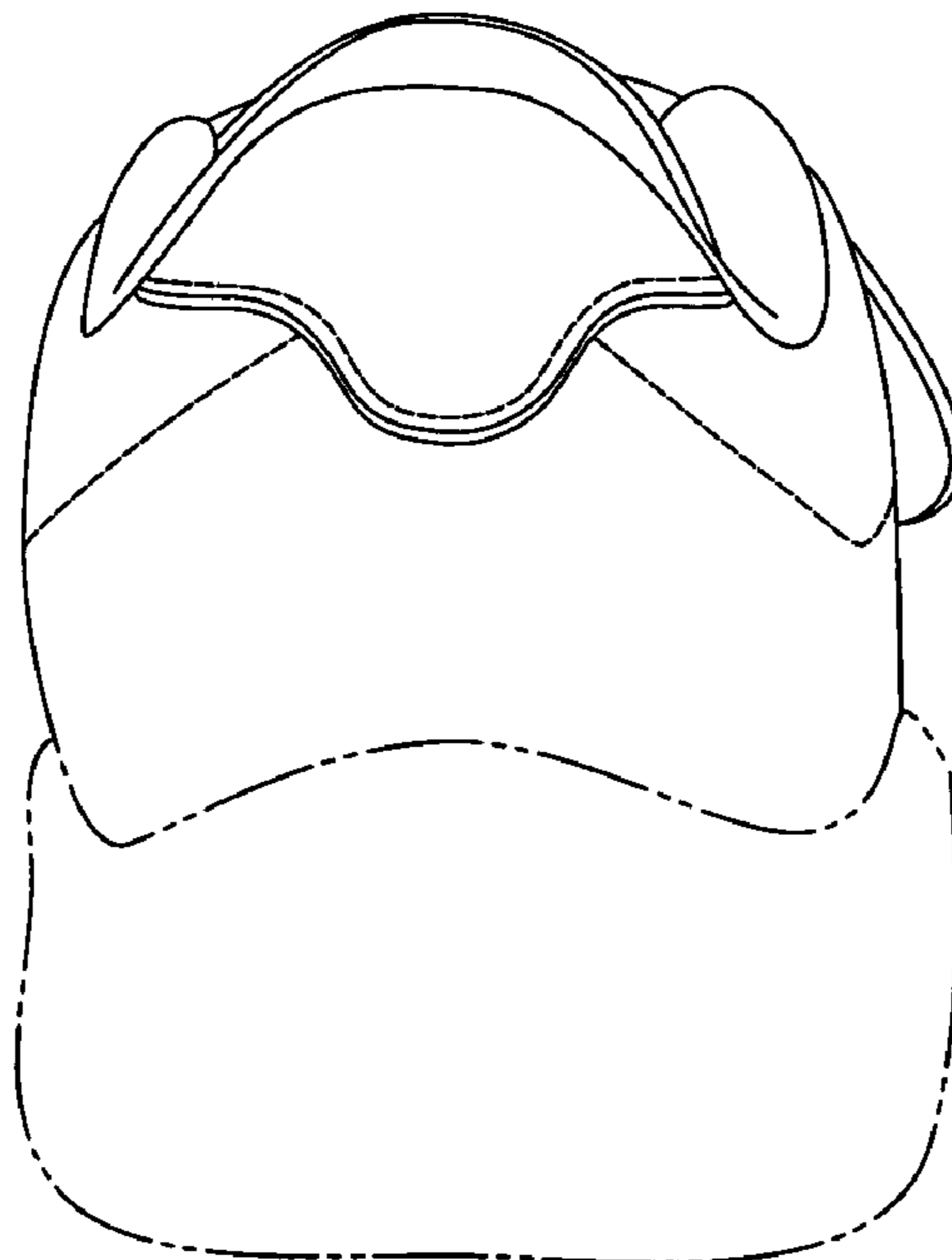


Fig. 6