



US00D586095S

(12) **United States Design Patent**  
**Duffy**

(10) **Patent No.:** **US D586,095 S**  
(45) **Date of Patent:** **\*\* Feb. 10, 2009**

(54) **FOOTWEAR UPPER**

(75) Inventor: **Gregg Duffy**, Essex Junction, VT (US)

(73) Assignee: **Wolverine World Wide, Inc.**, Rockford, MI (US)

(\*\*) Term: **14 Years**

(21) Appl. No.: **29/293,093**

(22) Filed: **Nov. 7, 2007**

(51) **LOC (9) Cl.** ..... **02-99**

(52) **U.S. Cl.** ..... **D2/969**

(58) **Field of Classification Search** ..... D2/902,  
D2/906-908, 943, 944, 969, 972-974, 905;  
36/45, 77 M, 77 R, 83, 113, 114, 126-131  
See application file for complete search history.

(56) **References Cited**

**U.S. PATENT DOCUMENTS**

D476,796 S *	7/2003	Meza et al.	.....	D2/902
D479,036 S	9/2003	Matis		
D479,037 S	9/2003	Matis		
D479,765 S	9/2003	Matis		
D480,547 S	10/2003	Matis et al.		
D480,549 S	10/2003	Matis et al.		
D480,551 S	10/2003	Matis et al.		
D487,337 S	3/2004	Rogers		
D487,338 S	3/2004	Matis et al.		
D487,958 S	4/2004	Matis et al.		
D487,960 S	4/2004	Bandini et al.		
D501,071 S	1/2005	Belley et al.		
D503,266 S	3/2005	Schoenborn et al.		
D503,268 S	3/2005	Belley et al.		
D503,519 S *	4/2005	Della Valle	.....	D2/907
D504,214 S	4/2005	Schoenborn et al.		
D504,999 S	5/2005	Robbins et al.		
D514,298 S	2/2006	Le		
D538,521 S *	3/2007	Matis et al.	.....	D2/969
D541,029 S *	4/2007	Matis et al.	.....	D2/969

D543,682 S	6/2007	Matis et al.		
D545,545 S *	7/2007	Matis et al.	.....	D2/969
D545,546 S	7/2007	Schoenborn et al.		
D545,549 S	7/2007	Schoenborn et al.		
D546,043 S	7/2007	Belley et al.		
D547,535 S *	7/2007	Matis et al.	.....	D2/969
D554,843 S *	11/2007	Matis	.....	D2/969
D563,633 S *	3/2008	Della Valle	.....	D2/902
D574,582 S *	8/2008	Della Valle	.....	D2/902
D575,491 S *	8/2008	Belley et al.	.....	D2/969

**OTHER PUBLICATIONS**

Merrell Spring 2008 Catalog, pp. 20, 21 and 22.

\* cited by examiner

*Primary Examiner*—Dominic Simone

(74) *Attorney, Agent, or Firm*—Warner Norcross & Judd LLP

(57) **CLAIM**

The ornamental design for footwear upper, as shown and described.

**DESCRIPTION**

FIG. 1 is a perspective view of the footwear upper embodying the new design;

FIG. 2 is a top view thereof;

FIG. 3 is a right side view thereof;


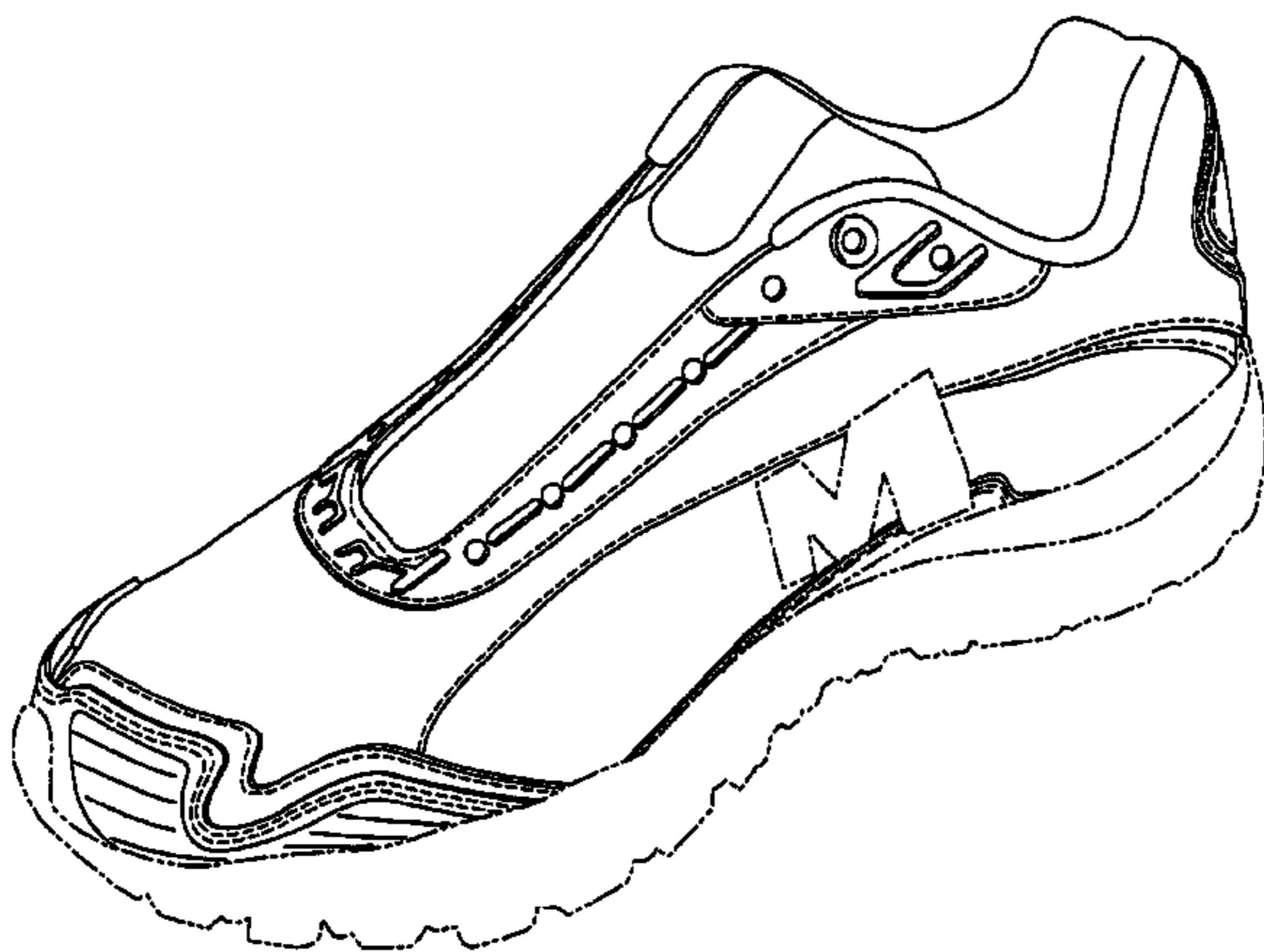
FIG. 4 is a left side view thereof;

FIG. 5 is a front view thereof; and,

FIG. 6 is a rear view thereof.

FIGS. 1-6 show features of an article of footwear in phantom lines. These features are shown for environmental purposes and do not form any part of the claimed design. Further, the phantom lines immediately adjacent the solid-line portions of the design form the boundary of the design, with the phantom lines forming no part of the claimed design.

**1 Claim, 4 Drawing Sheets**



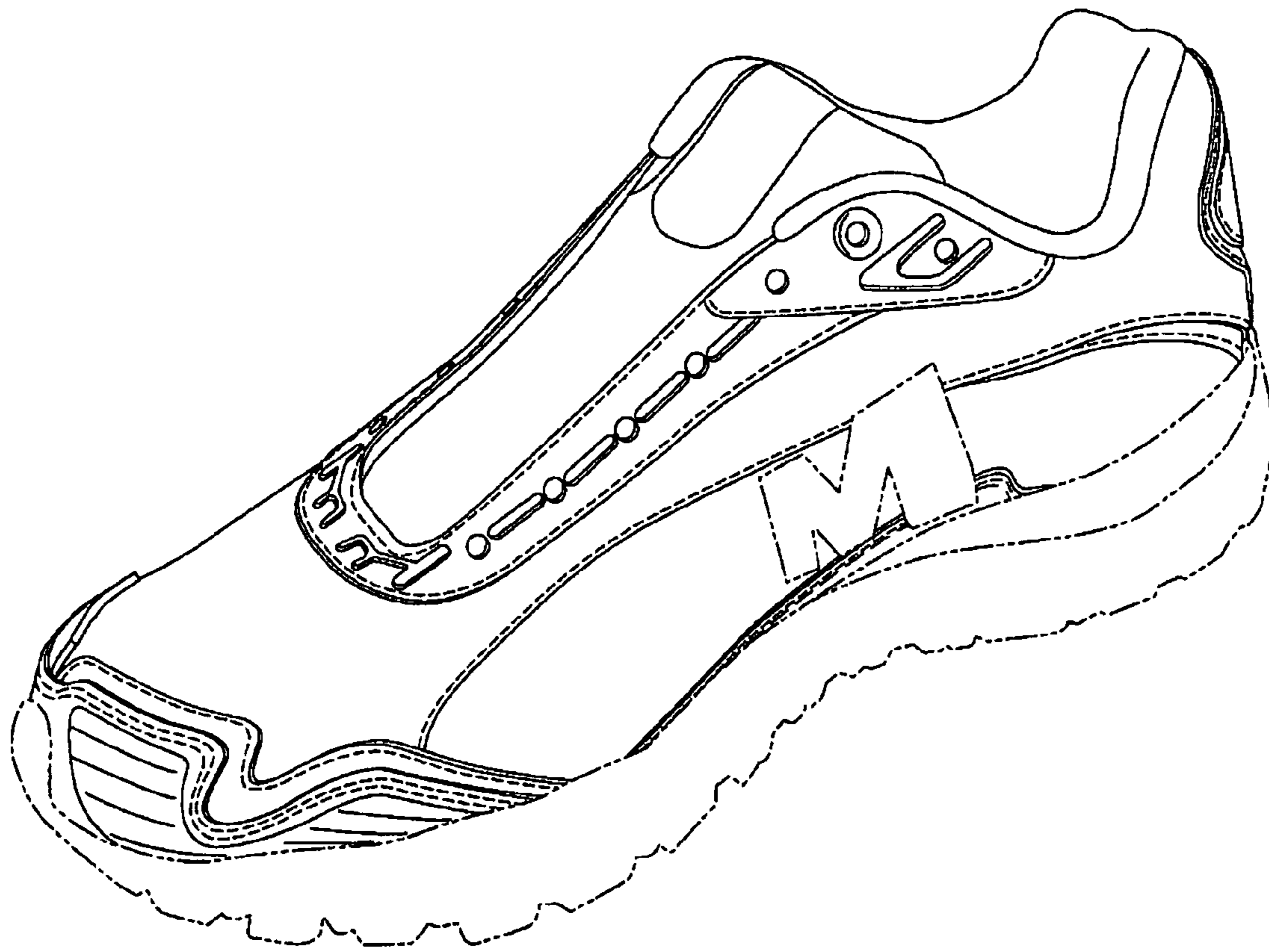


Fig. 1

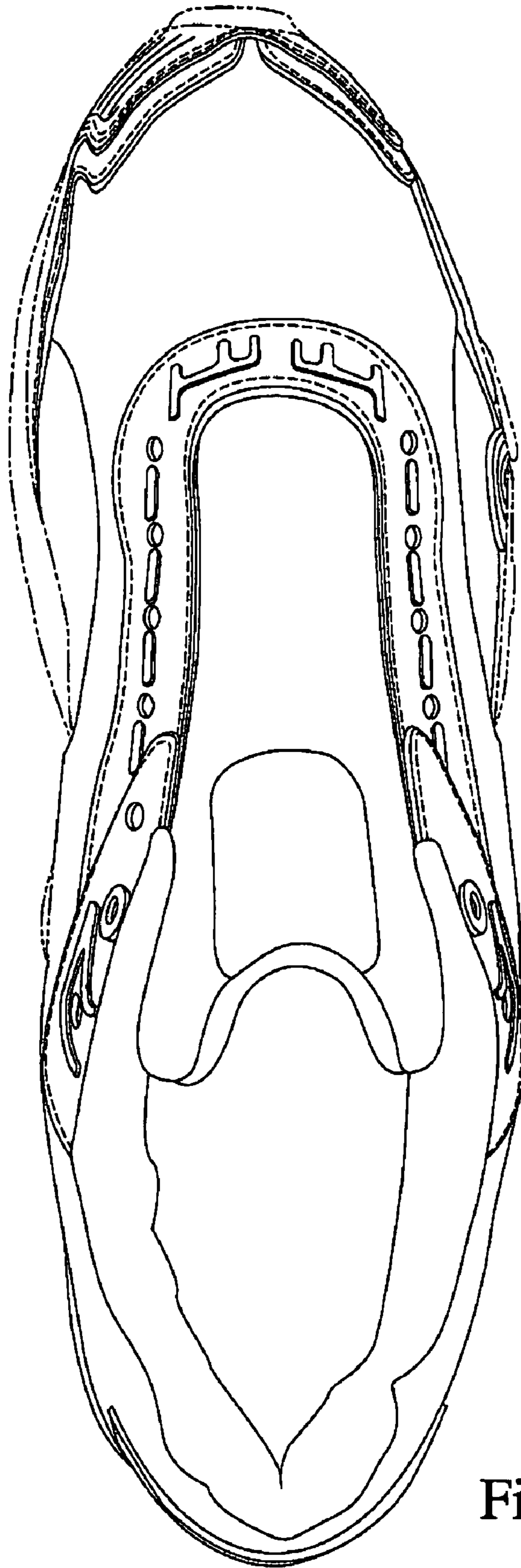


Fig.2






Fig.3




Fig.4

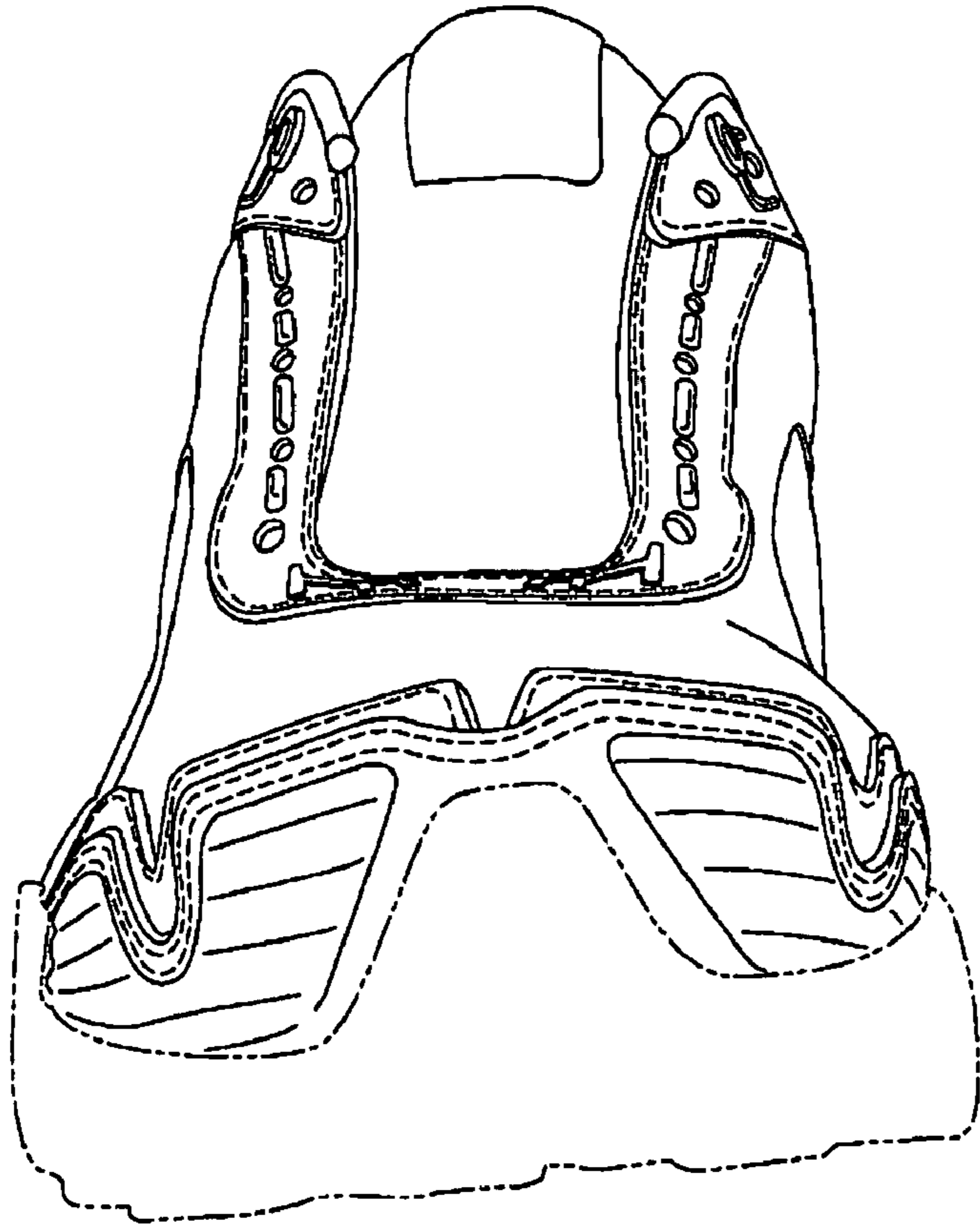


Fig.5

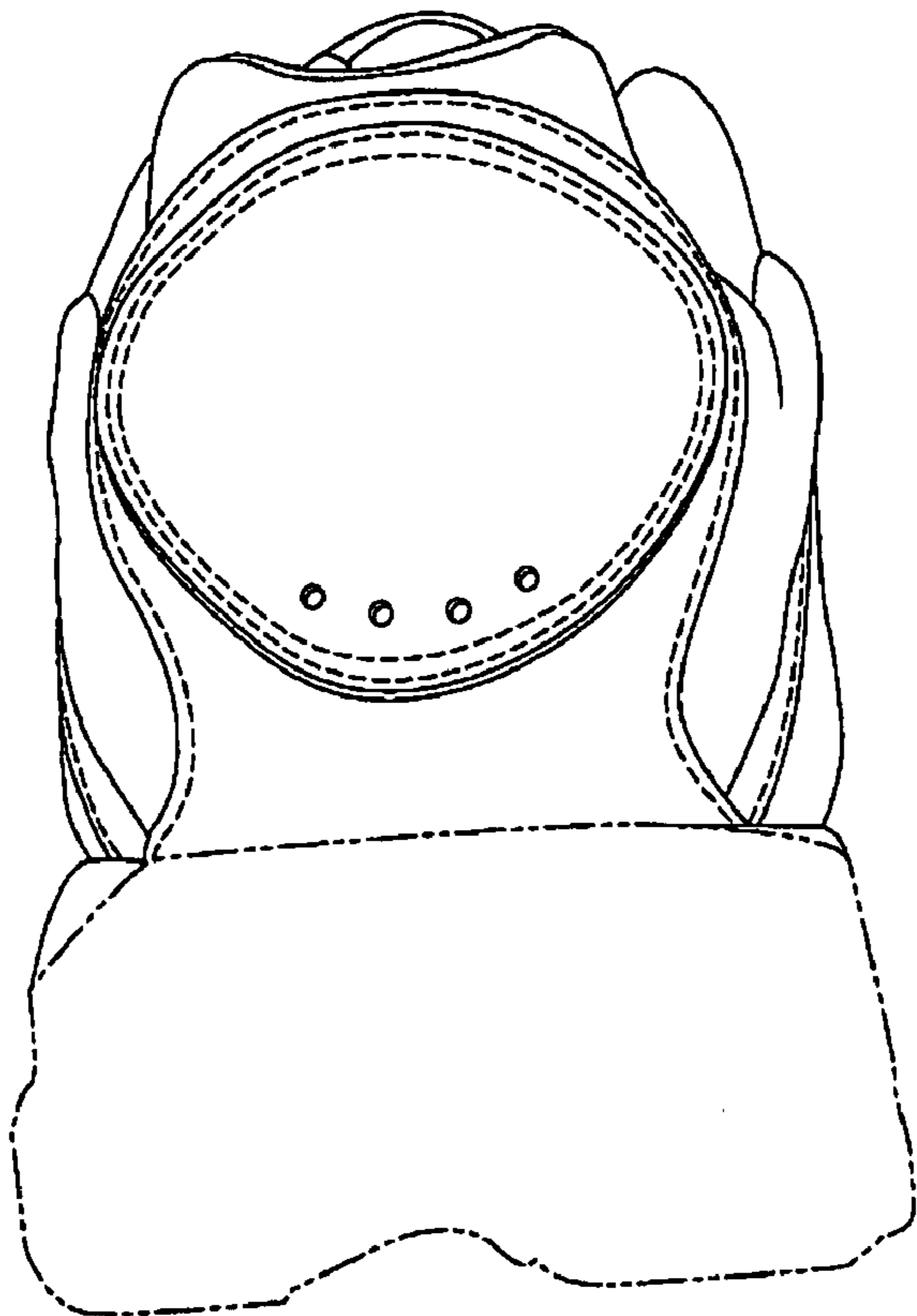


Fig.6