



US00D586091S

(12) **United States Design Patent**
Koh

(10) **Patent No.:** **US D586,091 S**

(45) **Date of Patent:** **** Feb. 10, 2009**

(54) **FOOTWEAR OUTSOLE**

(75) Inventor: **Kanae Koh**, Venice, CA (US)

(73) Assignee: **Deckers Outdoor Corporation**, Goleta, CA (US)

(**) Term: **14 Years**

(21) Appl. No.: **29/288,367**

(22) Filed: **Jun. 8, 2007**

(51) **LOC (9) Cl.** **02-04**

(52) **U.S. Cl.** **D2/952; D2/953**

(58) **Field of Classification Search** D2/902,
D2/947, 949, 951, 953, 957, 959, 960, 954,
D2/956, 952; 36/59 R, 8.4, 3 B, 22 R, 25 R;
D5/6

See application file for complete search history.

(56) **References Cited**

U.S. PATENT DOCUMENTS

D24,048 S *	2/1895	Werner	D5/6
D129,914 S *	10/1941	Bingham, Jr.	D2/970
D144,330 S *	4/1946	Walter	D5/6
D168,540 S *	1/1953	Friedman et al.	D5/66
D414,918 S *	10/1999	McNaught	D2/953
D474,584 S *	5/2003	Matis	D2/953
D497,468 S *	10/2004	McClaskie	D2/952
D513,840 S *	1/2006	Urie et al.	D2/953
D531,393 S *	11/2006	McClaskie	D2/952
D531,787 S *	11/2006	McClaskie	D2/952
D542,015 S *	5/2007	McClaskie	D2/952
D548,434 S *	8/2007	McClaskie	D2/953
D551,832 S *	10/2007	Scott	D2/952
D553,832 S *	10/2007	McClaskie	D2/952
D554,838 S *	11/2007	McClaskie	D2/957
D555,338 S *	11/2007	McClaskie	D2/952

D559,507 S *	1/2008	McClaskie	D2/952
D560,333 S *	1/2008	McClaskie	D2/952
D568,034 S *	5/2008	Horton et al.	D2/952
D569,083 S *	5/2008	McClaskie	D2/952
D571,088 S *	6/2008	St-Louis et al.	D2/953
D572,446 S *	7/2008	Schoenborn et al.	D2/953

OTHER PUBLICATIONS

Teva Spring 2000 Catalog; Storm, Terradactyl on p. 8; Dragon on p. 14.

Teva Spring 2002 Catalog; 6668 on p. 35, 6437 on p. 51, 6231 on p. 59; 6219 on p. 61.

* cited by examiner

Primary Examiner—Celia A Murphy

(74) *Attorney, Agent, or Firm*—Green, Burns & Crain, Ltd.

(57) **CLAIM**

The ornamental design for a footwear outsole, as shown and described.

DESCRIPTION

FIG. 1 is a bottom perspective view of a footwear outsole showing my new design;

FIG. 2 is a bottom plan view thereof;

FIG. 3 is a top plan view thereof;

FIG. 4 is a left side elevational view thereof;

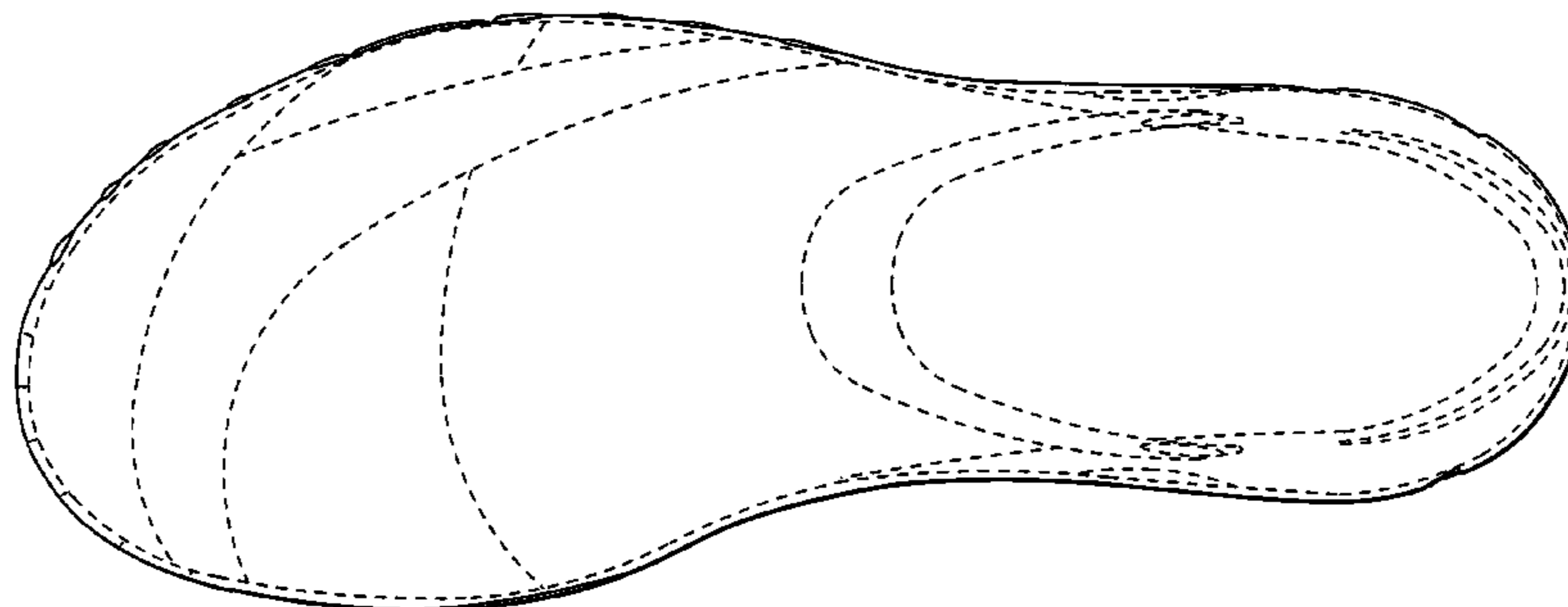

FIG. 5 is a right side elevational view thereof;

FIG. 6 is a front elevational view thereof; and,

FIG. 7 is a rear elevational view thereof.

The broken lines showing an upper in FIGS. 1–7 represent portions of the footwear that form no part of the claimed design.

1 Claim, 5 Drawing Sheets



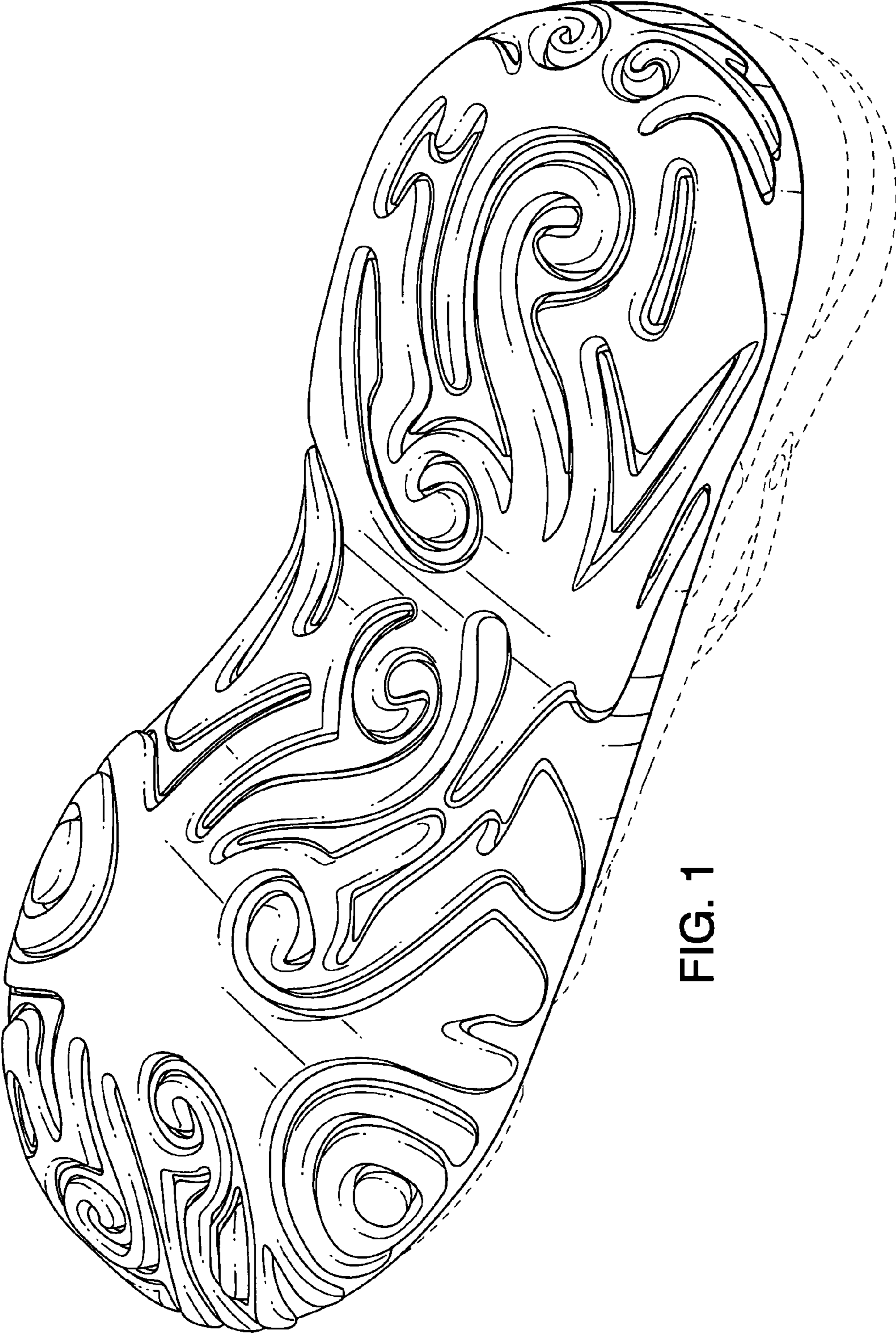


FIG. 1

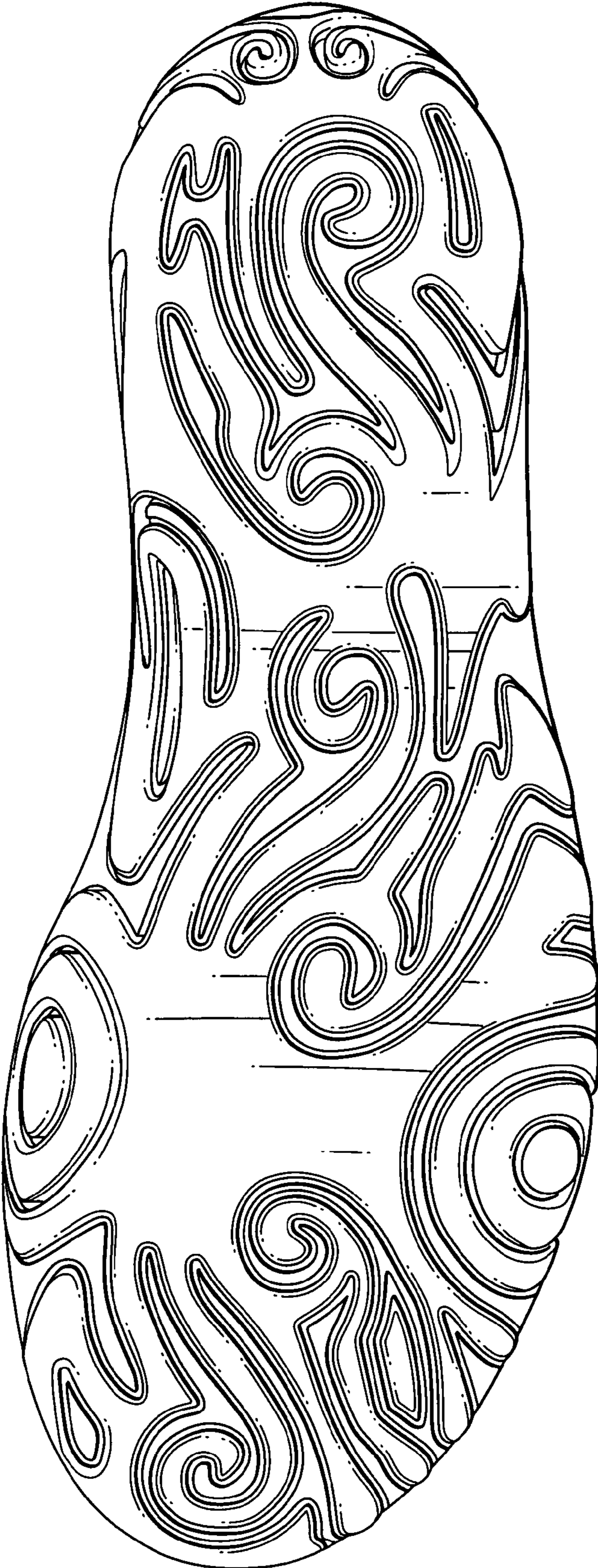


FIG. 2

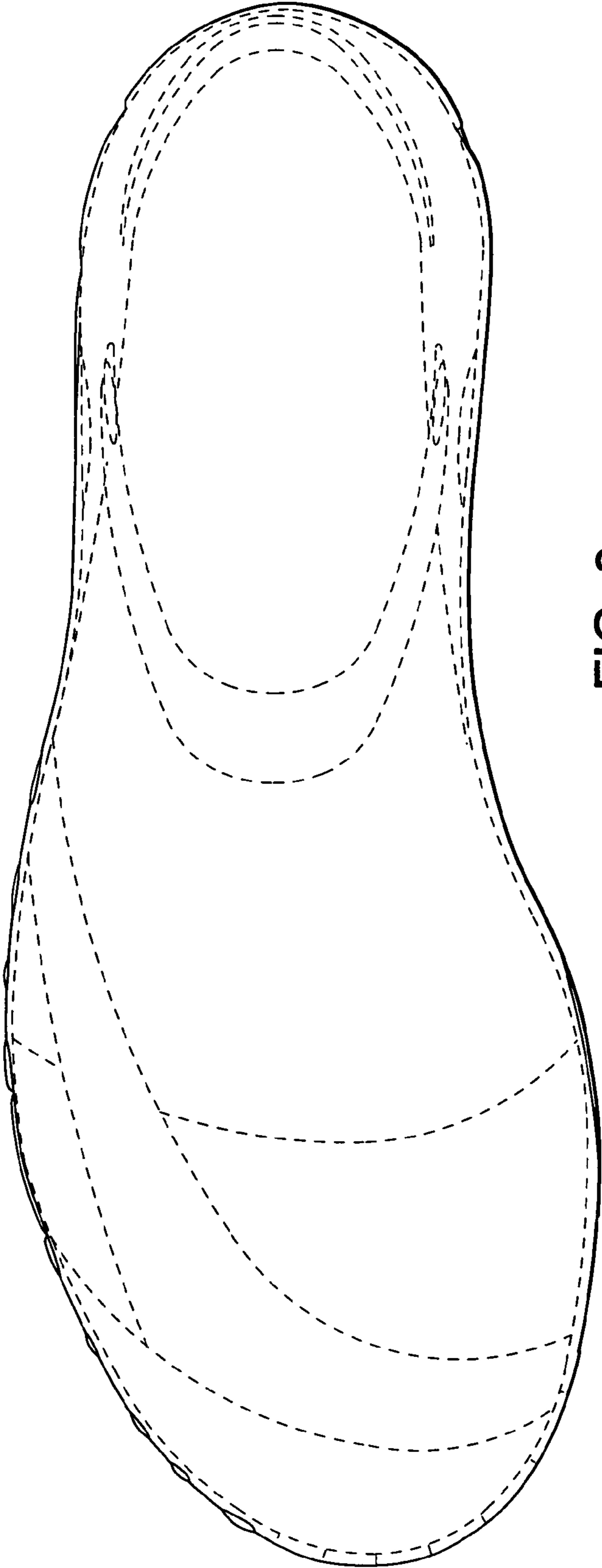


FIG. 3

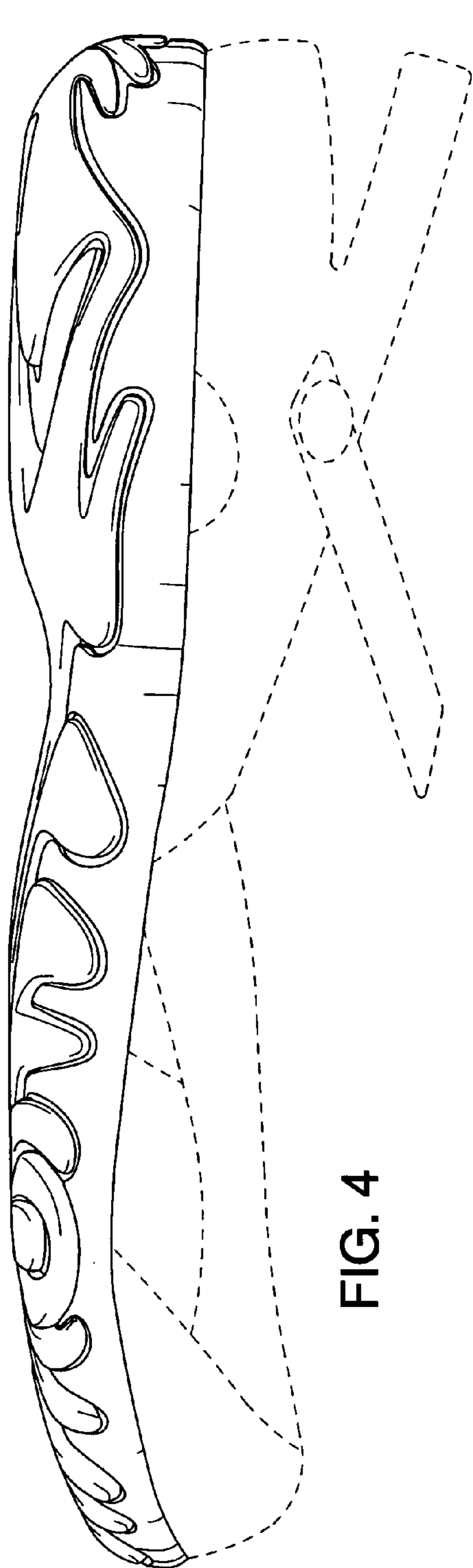


FIG. 4

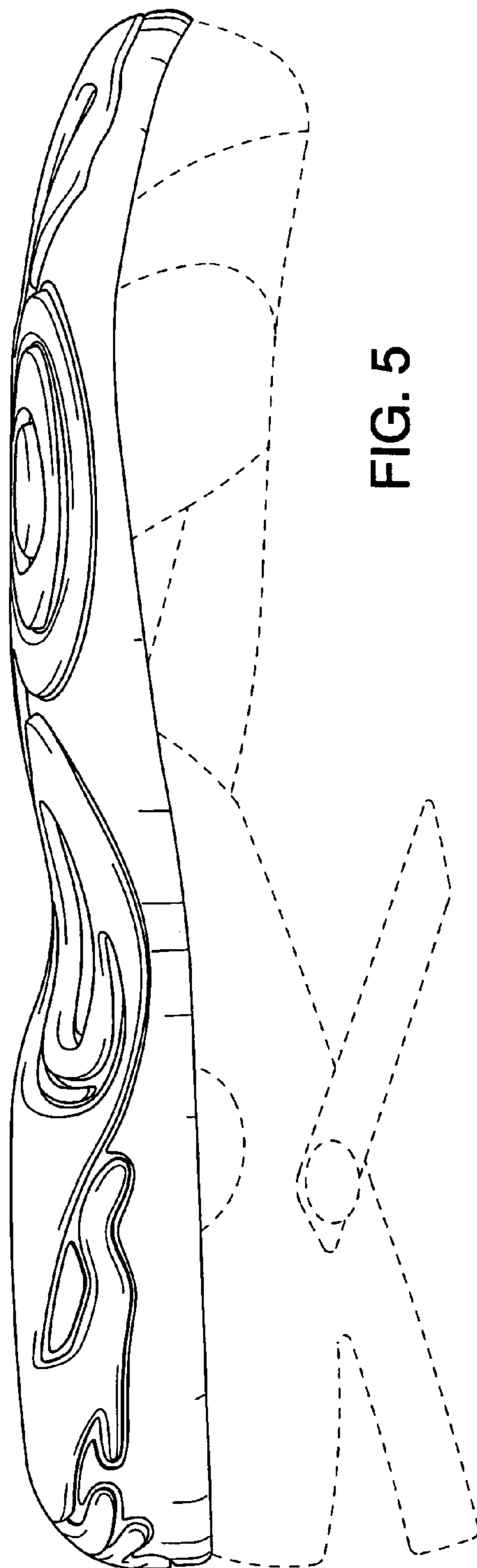


FIG. 5

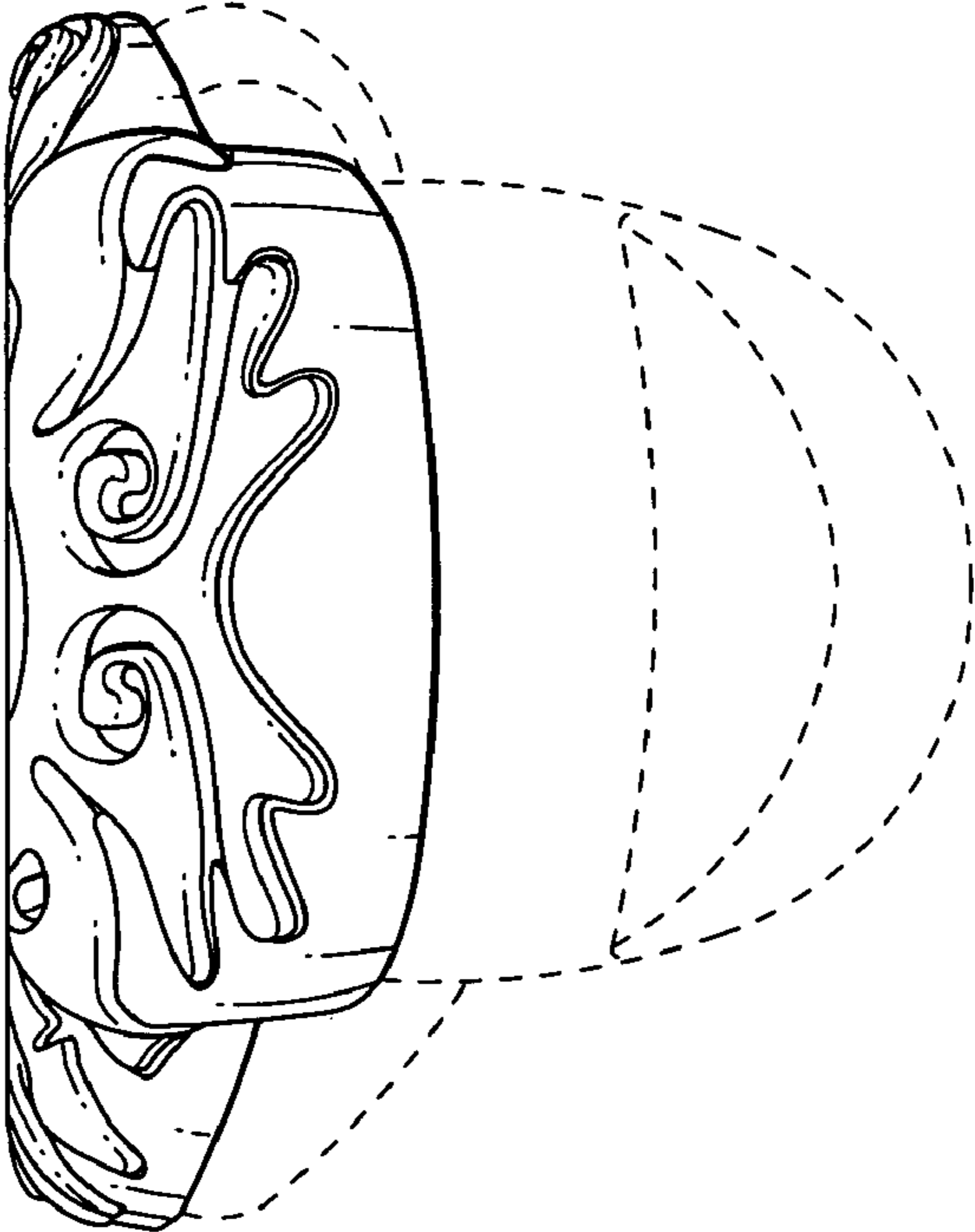


FIG. 6

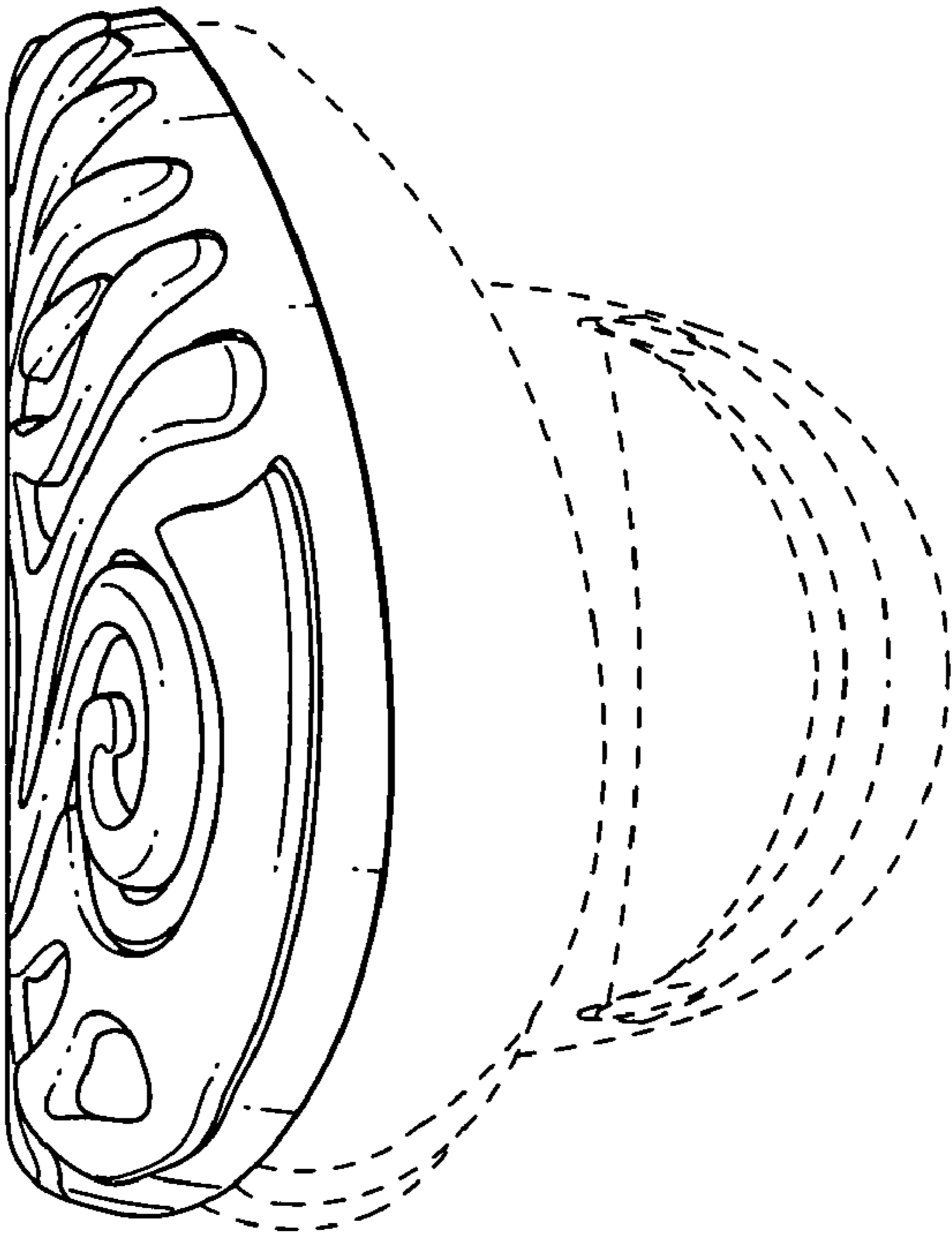


FIG. 7