



US00D586061S

(12) **United States Design Patent**  
**Curtin**

(10) **Patent No.:** **US D586,061 S**

(45) **Date of Patent:** **\*\* Feb. 3, 2009**

(54) **COLLAPSIBLE OVER THE SINK DISH DRAINER**

(75) Inventor: **Heather Curtin**, Renton, WA (US)

(73) Assignee: **Progressive International Corporation**,  
Kent, WA (US)

(\*\*) Term: **14 Years**

(21) Appl. No.: **29/319,227**

(22) Filed: **Jun. 5, 2008**

(51) **LOC (9) Cl.** ..... **07-05**

(52) **U.S. Cl.** ..... **D32/55**

(58) **Field of Classification Search** ..... D32/55-56,  
D32/58; 4/637, 656; 211/41.2-41.4, 41.8-41.9,  
211/85.25, 126.8-126.9, 494, 572; D6/462  
See application file for complete search history.

(56) **References Cited**

U.S. PATENT DOCUMENTS

D164,197 S	9/1951	Planeta	
D188,864 S *	9/1960	Stansbury, Jr. et al.	..... D32/55
2,954,875 A	10/1960	Becker	
3,027,041 A *	3/1962	Stansbury, Jr. et al.	..... 211/41.3
3,669,278 A	6/1972	Heroy	
4,592,471 A	6/1986	Bross	
4,726,475 A	2/1988	Ferenzi	
5,158,184 A *	10/1992	Craft et al.	..... 211/41.3
D345,834 S *	4/1994	Craft et al.	..... D32/55
D353,921 S *	12/1994	Lippisch et al.	..... D32/55
D363,578 S	10/1995	Brightbill et al.	
D370,323 S	5/1996	Lafond	

D373,866 S *	9/1996	Belden et al.	..... D32/55
D374,526 S *	10/1996	Breen et al.	..... D32/55
D408,603 S *	4/1999	Haley	..... D32/55
D413,700 S	9/1999	Wang	
D414,306 S	9/1999	Hollinger	
6,170,676 B1	1/2001	Patadia et al.	
D439,716 S	3/2001	Wright	
6,364,130 B2	4/2002	Wright	
D492,457 S *	6/2004	Soroka	..... D32/55

\* cited by examiner

*Primary Examiner*—Pamela J Burgess

(74) *Attorney, Agent, or Firm*—Black Lowe & Graham, PLLC

(57) **CLAIM**

I claim the ornamental design for the collapsible over the sink dish drainer, as shown and described.

**DESCRIPTION**

FIG. 1 is a perspective view of the collapsible over the sink dish drainer, showing my new design;


FIG. 2 is a top view of the collapsible over the sink dish drainer;

FIG. 3 is a left side view of the collapsible over the sink dish drainer, the right side view being a mirror-image;

FIG. 4 is a bottom view of the collapsible over the sink dish drainer; and,

FIG. 5 is a back side view of the collapsible over the sink dish drainer, the front side view being a mirror-image.

**1 Claim, 5 Drawing Sheets**






FIG.1



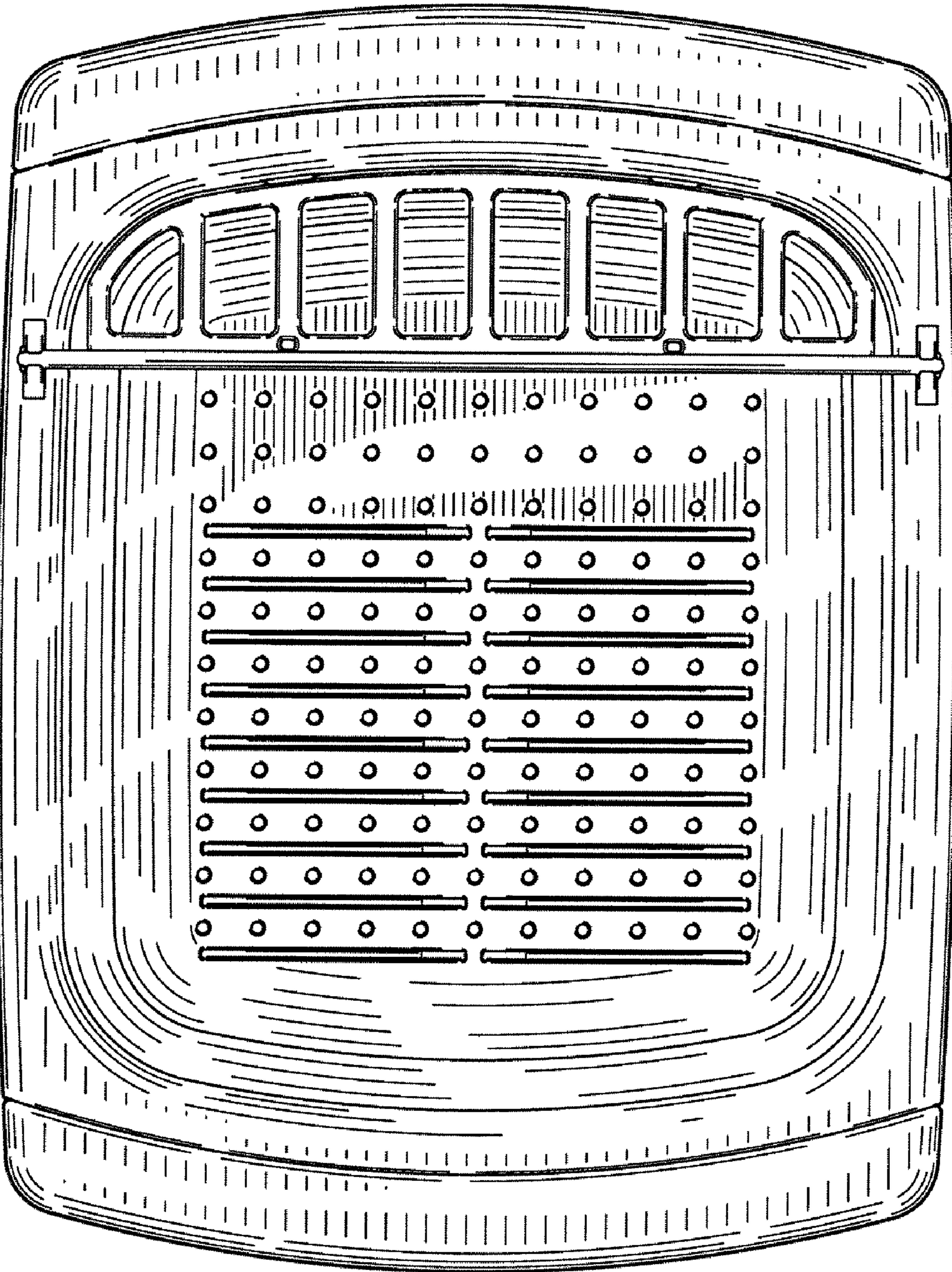


FIG.2




FIG. 3



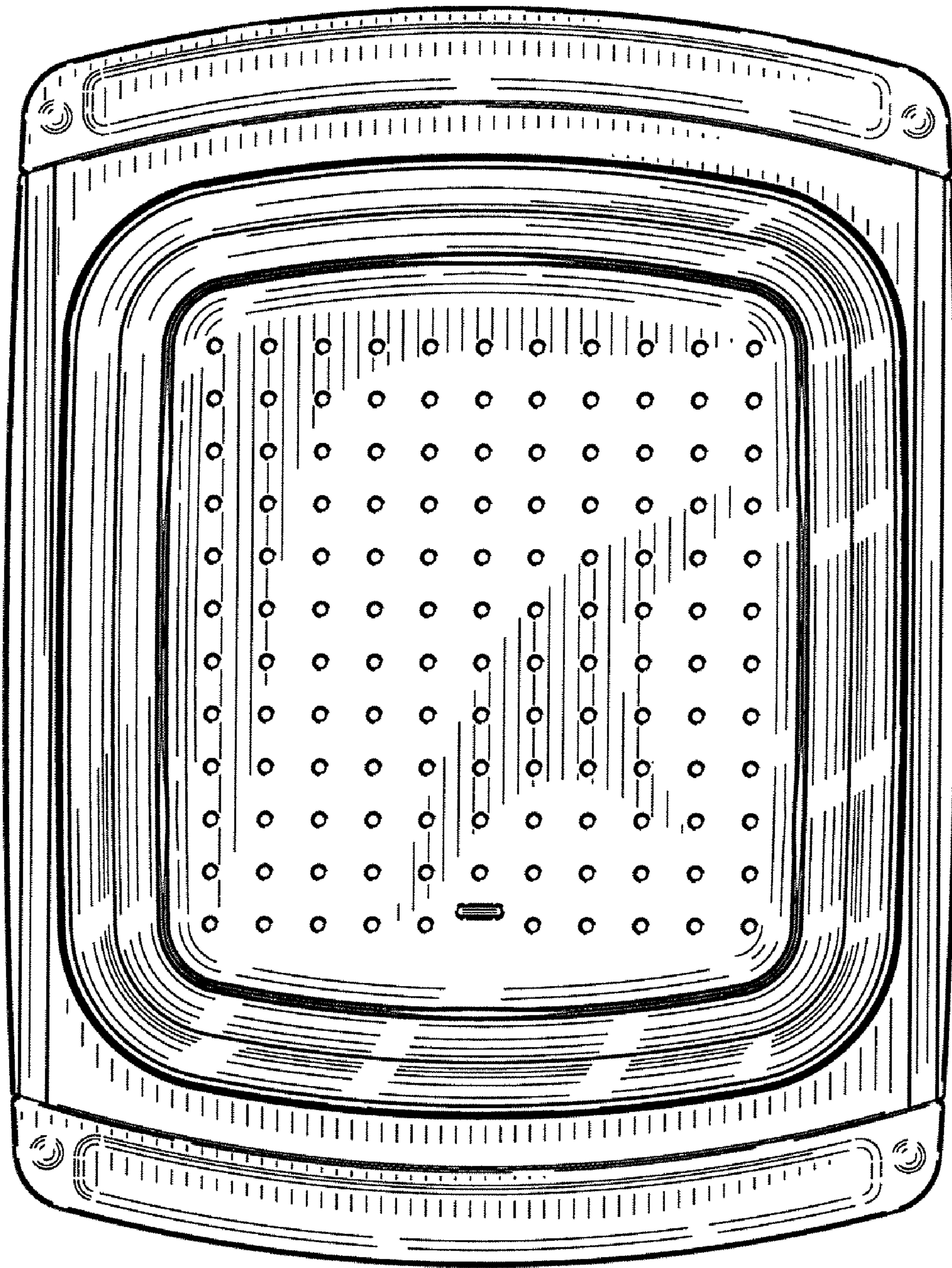


FIG.4




FIG.5