



US00D586054S

(12) **United States Design Patent**
Yoon

(10) **Patent No.:** **US D586,054 S**

(45) **Date of Patent:** **** *Feb. 3, 2009**

(54) **HANDLE FOR VACUUM CLEANER**

(75) Inventor: **Soo Hyun Yoon**, Seoul (KR)

(73) Assignee: **Samsung Electronics Co., Ltd.**, Suwon (KR)

(*) Notice: This patent is subject to a terminal disclaimer.

(**) Term: **14 Years**

(21) Appl. No.: **29/270,599**

(22) Filed: **Dec. 28, 2006**

(51) **LOC (9) Cl.** **15-05**

(52) **U.S. Cl.** **D32/34**

(58) **Field of Classification Search** D32/21-24,
D32/31, 34, 16, 30; 15/320-321, 323, 327.1-327.7,
15/329, 335, 340.2, 351, 353, 361, 410-412,
15/246.2, 246.5, DIG. 10, 347, 350; 285/7;
55/DIG. 3, 345, 337, 459.1, 418, 471, 318,
55/429; 95/271

See application file for complete search history.

(56) **References Cited**

U.S. PATENT DOCUMENTS

| | | | | |
|--------------|---------|-----------------|-------|--------|
| D374,318 S * | 10/1996 | Meelen | | D32/34 |
| D420,477 S * | 2/2000 | Saunders et al. | | D32/34 |
| D463,077 S * | 9/2002 | Kim | | D32/21 |
| D485,030 S * | 1/2004 | Svaldi | | D32/34 |

| | | | | |
|--------------|--------|----------|-------|--------|
| D493,927 S * | 8/2004 | Roschi | | D32/34 |
| D561,415 S * | 2/2008 | Tavano | | D32/34 |
| D562,512 S * | 2/2008 | Yoon | | D32/34 |
| D566,359 S * | 4/2008 | Houghton | | D32/34 |

* cited by examiner

Primary Examiner—Ruth McInroy

(74) *Attorney, Agent, or Firm*—Ladas and Parry LLP

(57) **CLAIM**

I claim the ornamental design for a handle for vacuum cleaner, as shown and described.

DESCRIPTION

FIG. 1 is a top, front and left-side perspective view of a handle for vacuum cleaner showing our new design;

FIG. 2 is a front elevational view thereof;

FIG. 3 is a rear elevational view thereof;

FIG. 4 is a left-side elevational view thereof;

FIG. 5 is a right-side elevational view thereof;

FIG. 6 is a top plan view thereof;

FIG. 7 is a bottom plan view thereof; and,

FIG. 8 is a top, front and left-side perspective view thereof showing the handle connected to a hose of a vacuum cleaner.

The details shown in broken lines FIG. 8 are for illustrative purpose only and form no part of the claimed design.

1 Claim, 8 Drawing Sheets

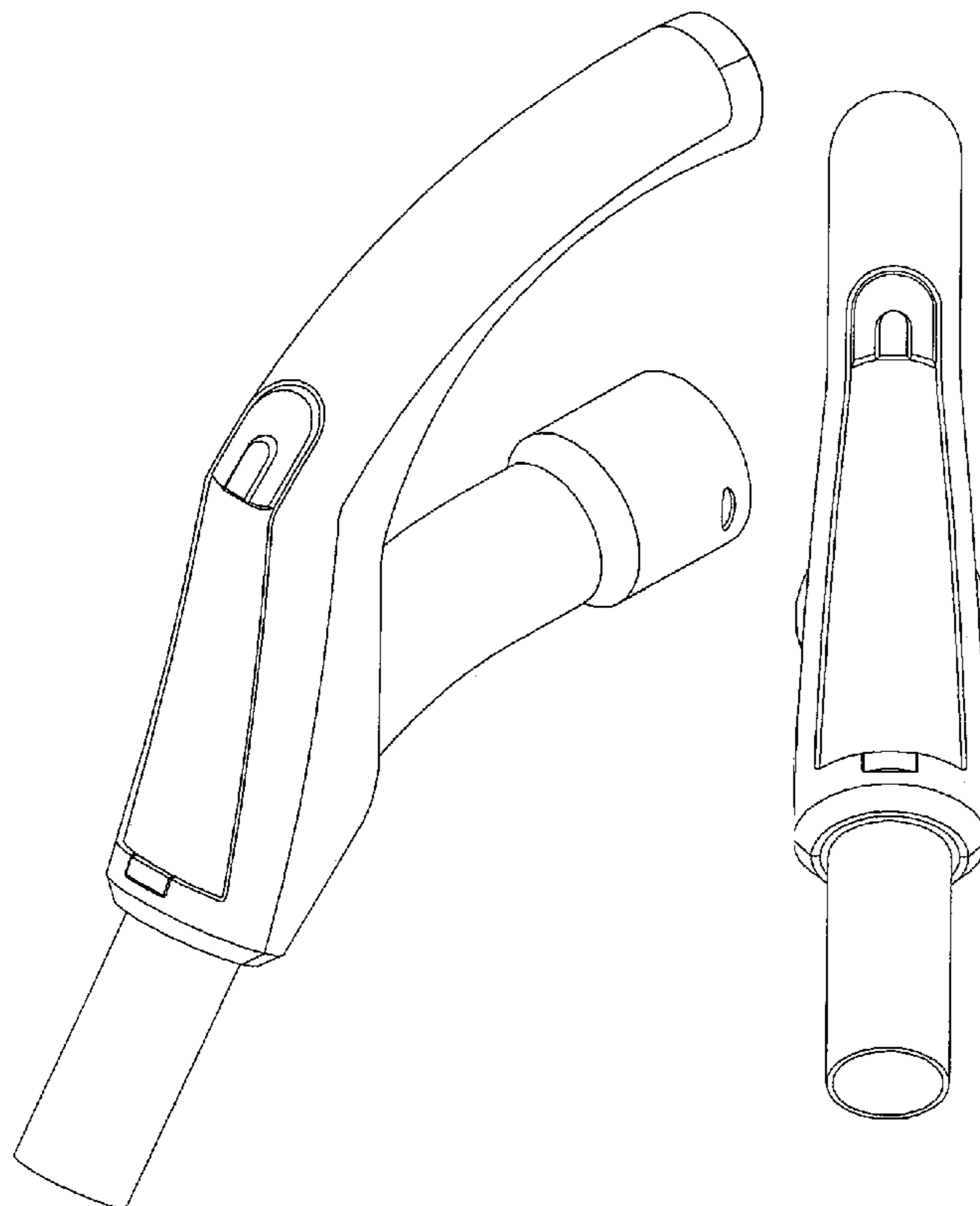


FIG. 1

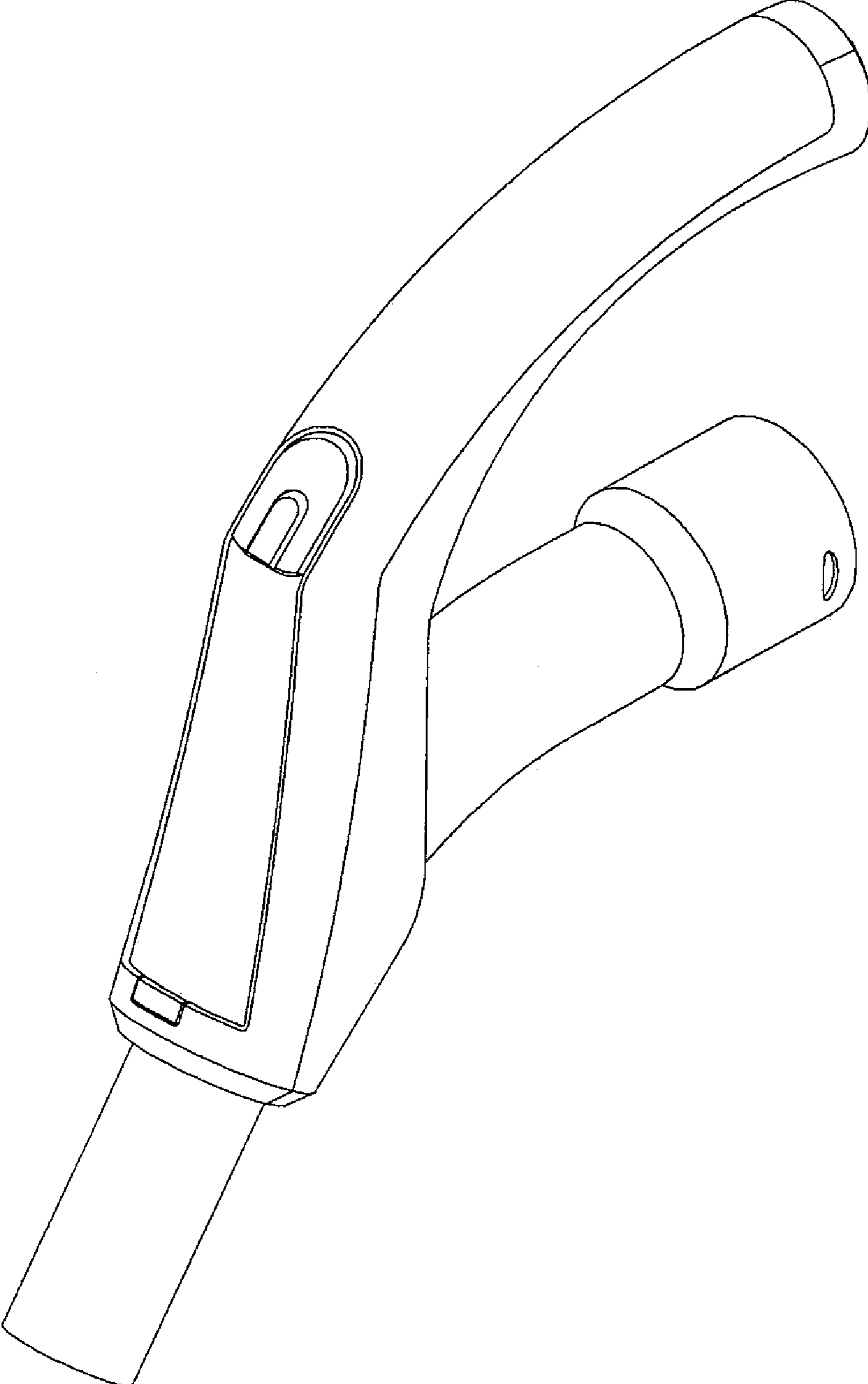


FIG. 2

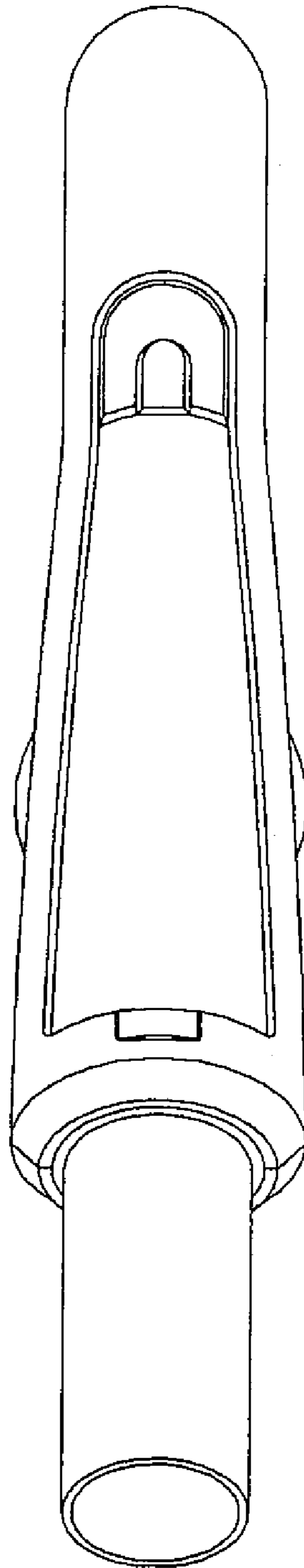


FIG. 3

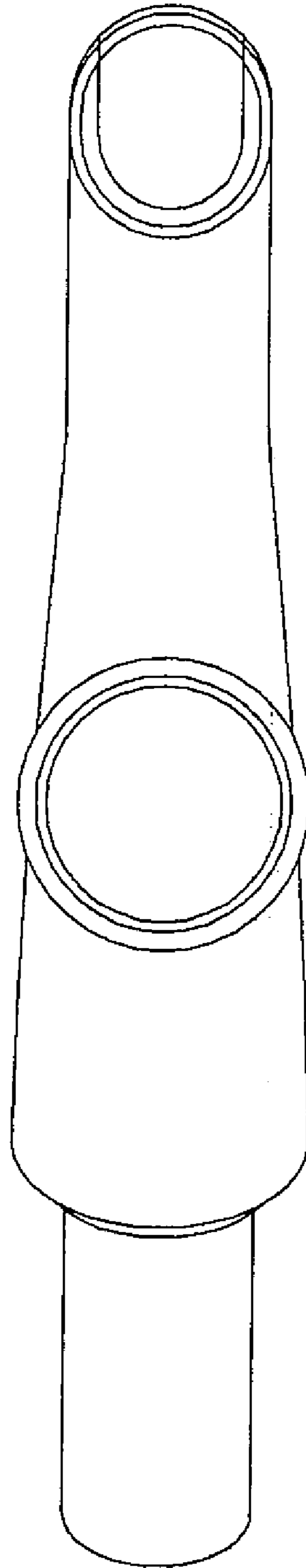


FIG. 4

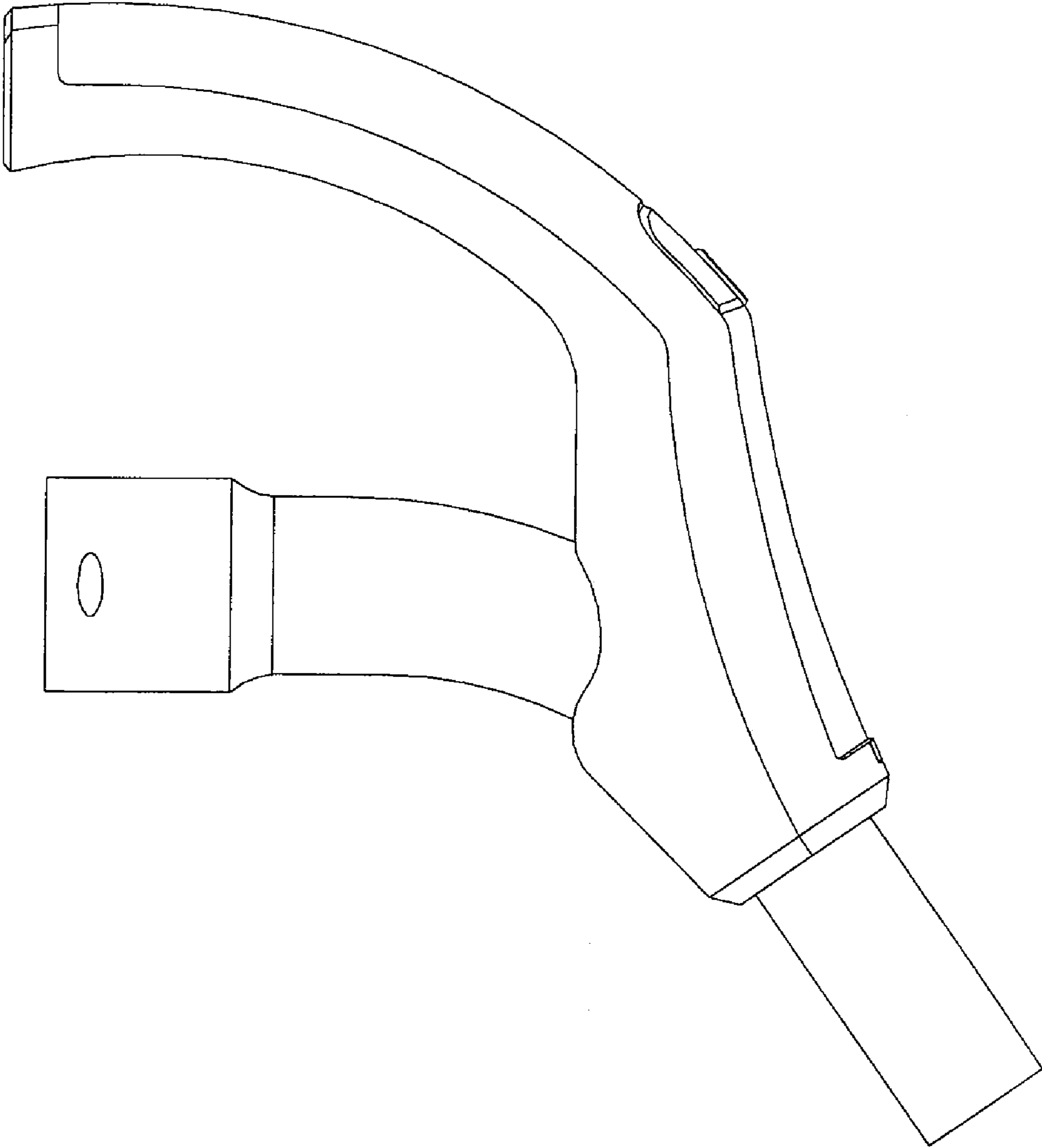


FIG. 5

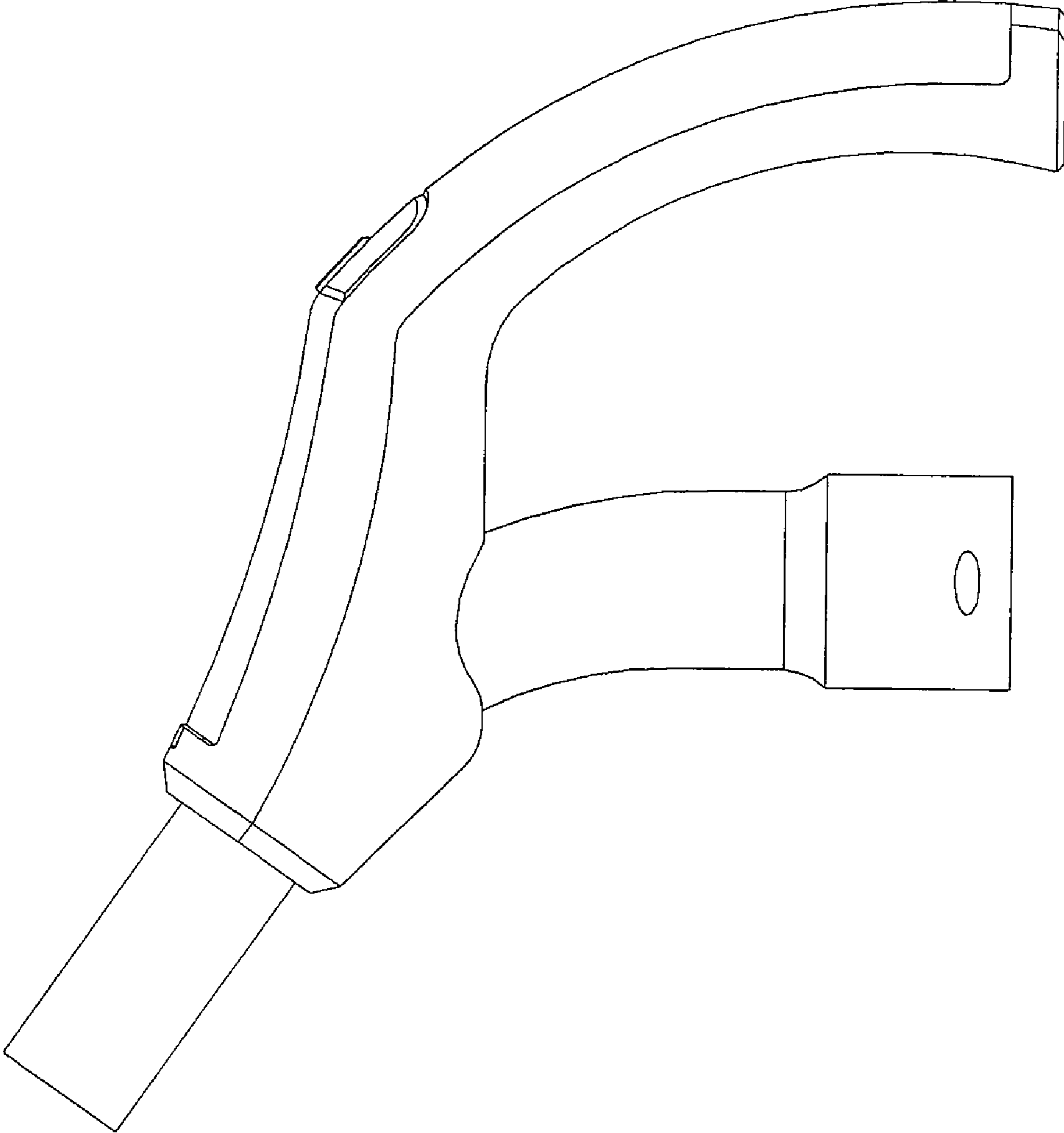


FIG. 6

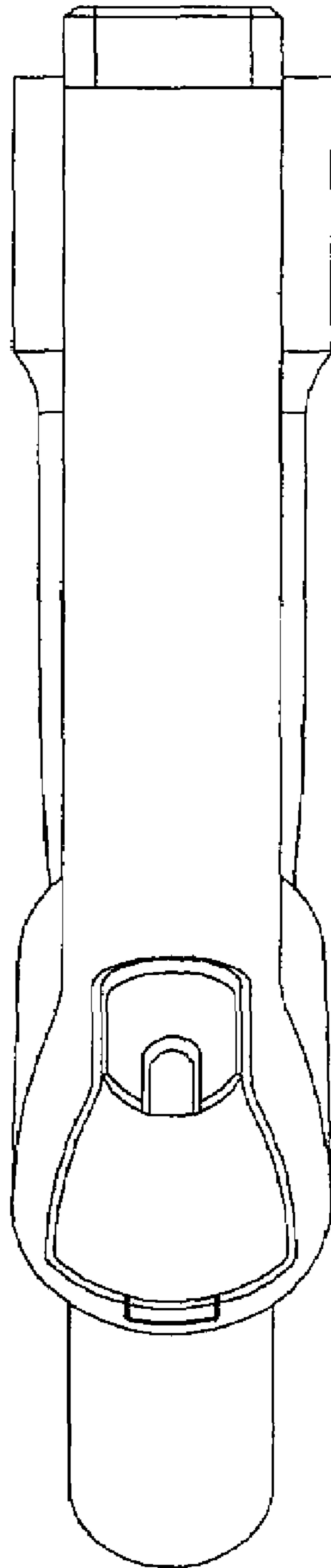


FIG. 7

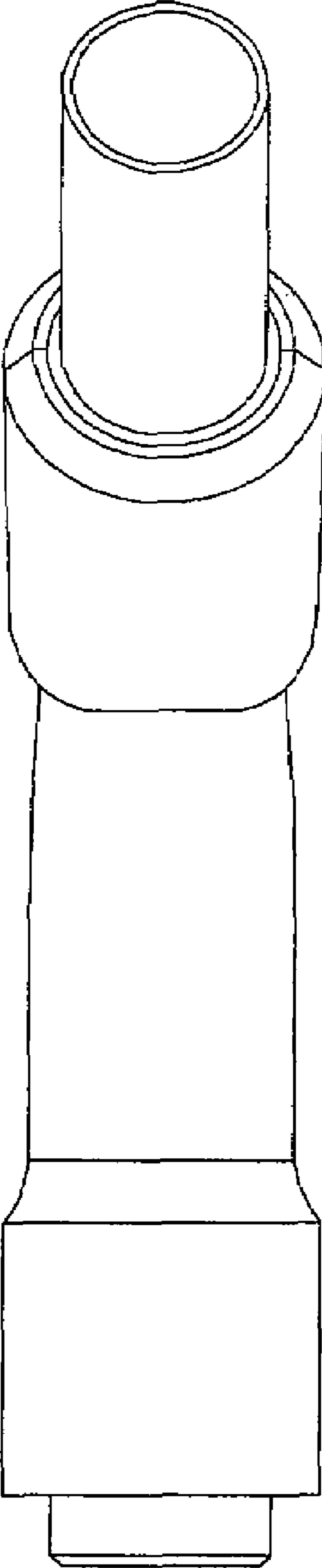


FIG. 8

