



US00D586046S

(12) **United States Design Patent**
Veizin

(10) **Patent No.:** **US D586,046 S**
(45) **Date of Patent:** **** Feb. 3, 2009**

(54) **DENTAL FLOSS HOLDER WITH SHOCK ABSORBER**

(75) Inventor: **Jean-Claude Veizin**, Soual (FR)

(73) Assignee: **Pierre Fabre Medicament**, Boulogne (FR)

(**) Term: **14 Years**

(21) Appl. No.: **29/300,897**

(22) Filed: **May 27, 2008**

(30) **Foreign Application Priority Data**

Dec. 10, 2007 (FR) 07 5603

(51) **LOC (9) Cl.** **28-03**

(52) **U.S. Cl.** **D28/66; D28/68**

(58) **Field of Classification Search** D28/31,
D28/56, 65-68, 73; D24/152, 154; 433/141,
433/146-147; 132/322-329

See application file for complete search history.

(56) **References Cited**

U.S. PATENT DOCUMENTS

D228,767 S * 10/1973 Anderson D28/68
D276,088 S * 10/1984 Fong D28/68
D301,071 S * 5/1989 Franchi D28/65

D316,617 S * 4/1991 Cheung D28/68
D382,367 S * 8/1997 Andrade et al. D28/65
D410,115 S * 5/1999 Chodorow D28/68
D481,829 S * 11/2003 Gwen D28/68
D489,490 S * 5/2004 Chodorow D28/68
D532,934 S * 11/2006 Crossman D28/65

* cited by examiner

Primary Examiner—Janice E Seeger

Assistant Examiner—Zenita I Bennett

(74) *Attorney, Agent, or Firm*—Jacobson Holman PLLC

(57) **CLAIM**

The ornamental design for a dental floss holder with shock absorber, as shown and described.

DESCRIPTION

FIG. 1 is a front perspective view showing my new design for a dental floss holder with shock absorber,

FIG. 2 is a front view thereof,

FIG. 3 is a rear view thereof,

FIG. 4 is a left side view thereof,

FIG. 5 is a right side view thereof,

FIG. 6 is a bottom view thereof; and,

FIG. 7 is a top view thereof.

1 Claim, 7 Drawing Sheets

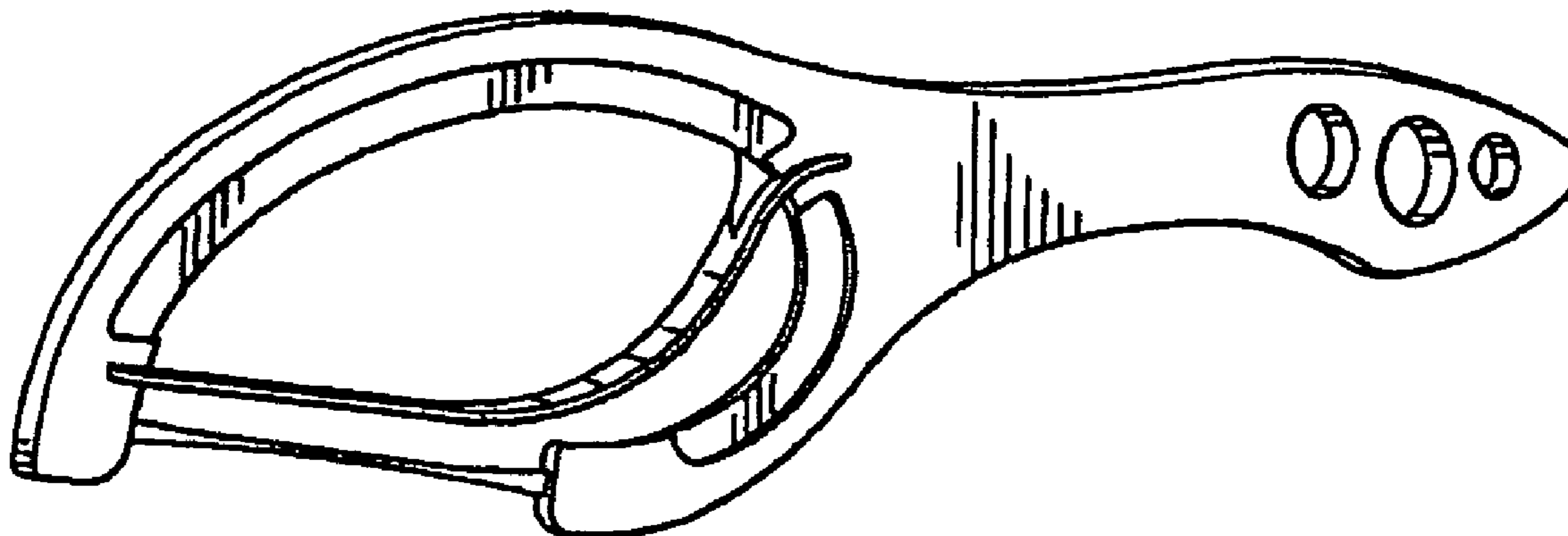


Figure 1

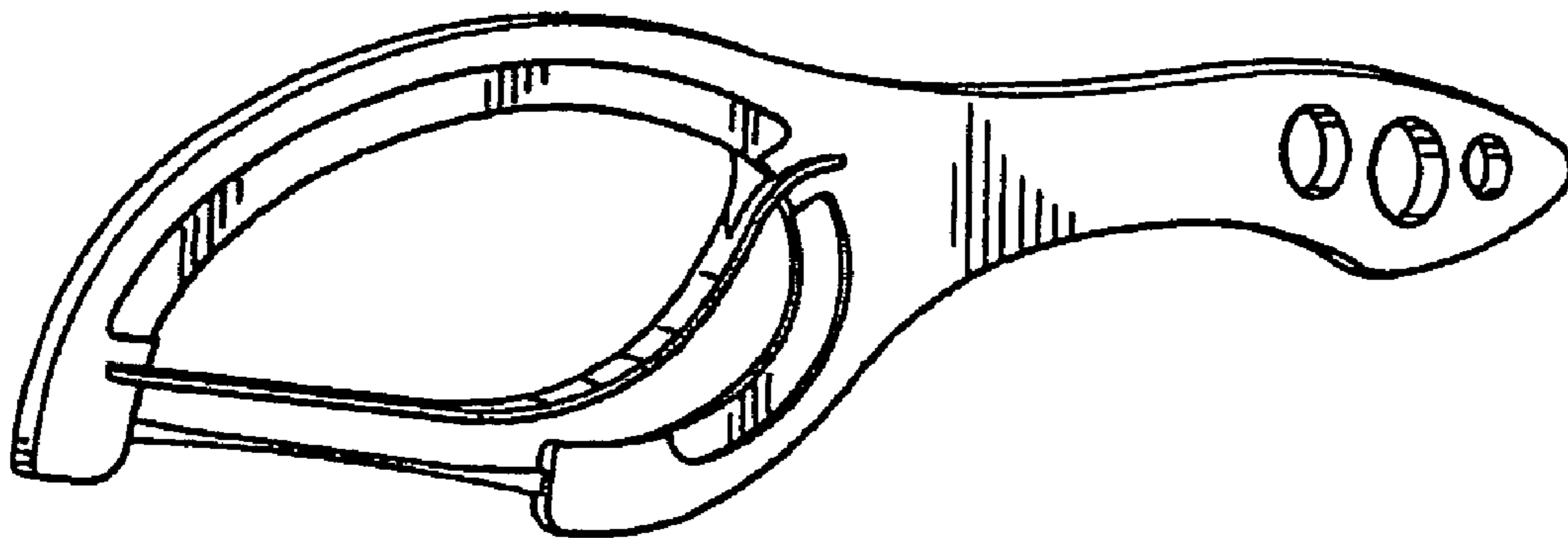


Figure 2

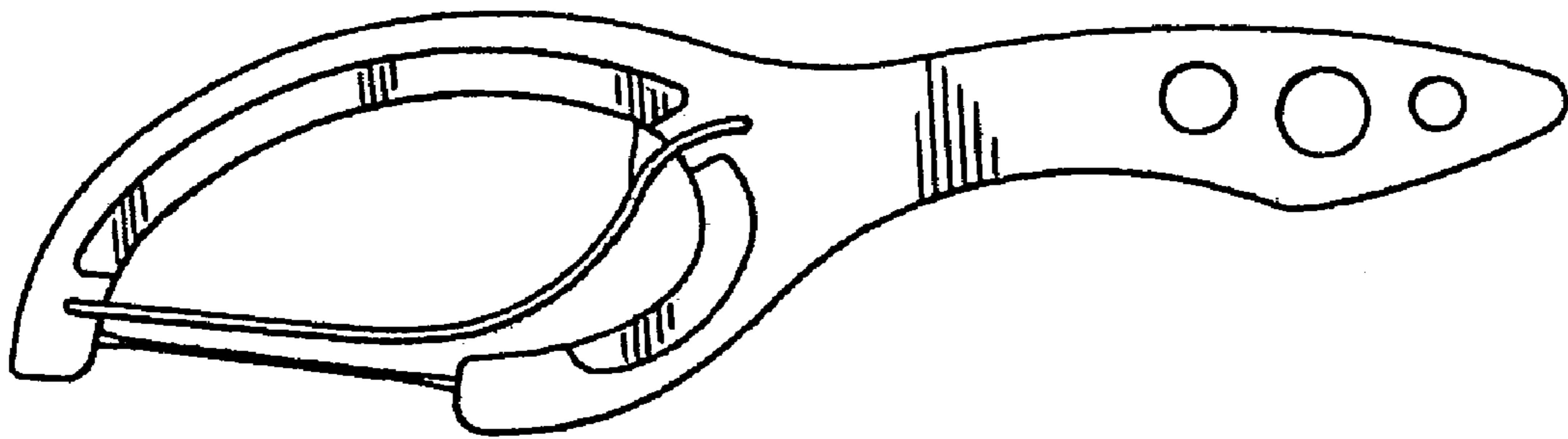


Figure 3

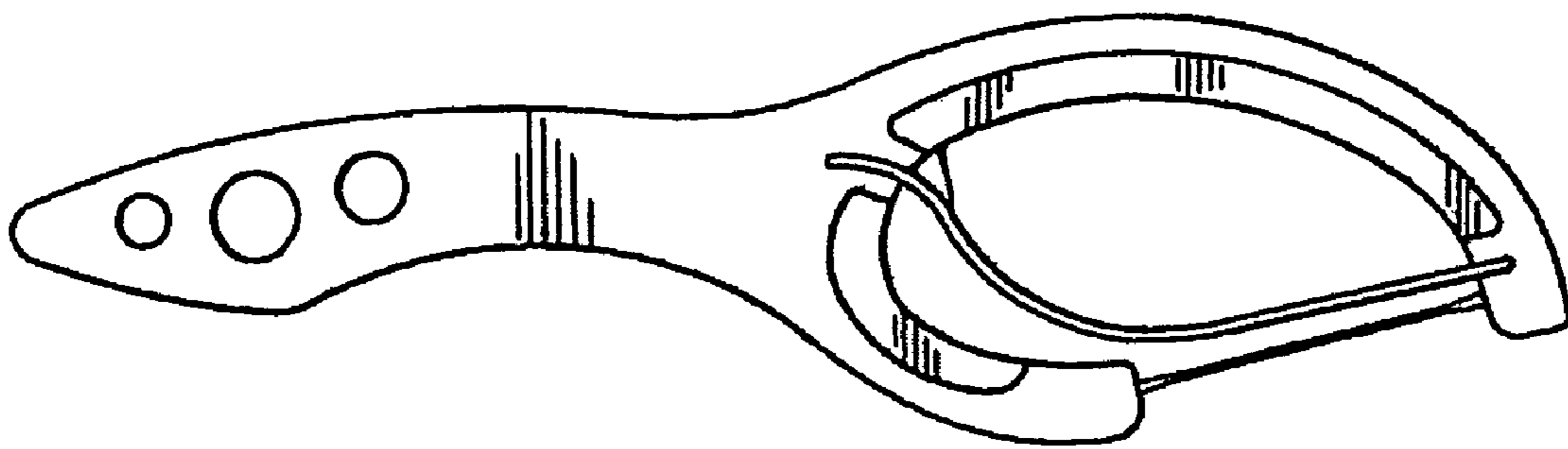


Figure 4



Figure 5



Figure 6




Figure 7

