



US00D586041S

(12) **United States Design Patent**
Tsai

(10) **Patent No.:** **US D586,041 S**

(45) **Date of Patent:** **** Feb. 3, 2009**

(54) **HAIR CLIP**

(76) Inventor: **Kai Mou Tsai**, 14F., No. 63, Jilin Road,
Taipei City (TW) 104

(**) Term: **14 Years**

(21) Appl. No.: **29/309,305**

(22) Filed: **Jul. 22, 2008**

(51) **LOC (9) Cl.** **28-03**

(52) **U.S. Cl.** **D28/39; D28/42**

(58) **Field of Classification Search** D28/21-34,
D28/39-43; 132/101, 126, 128-131, 144,
132/148, 219, 275-284; D11/52, 55, 56,
D11/82, 100, 103; D19/34, 65

See application file for complete search history.

(56) **References Cited**

U.S. PATENT DOCUMENTS

| | | | | | |
|-----------|-----|---------|---------|-------|---------|
| 1,470,631 | A * | 10/1923 | Marion | | 132/275 |
| 1,675,806 | A * | 7/1928 | Holden | | 24/561 |
| D89,782 | S * | 5/1933 | Meshko | | D28/40 |
| 2,659,378 | A * | 11/1953 | Caserta | | 132/276 |
| 2,659,379 | A * | 11/1953 | Caserta | | 132/276 |
| D185,529 | S * | 6/1959 | Caldora | | D28/40 |
| D202,016 | S * | 8/1965 | Solomon | | D28/40 |
| D233,945 | S * | 12/1974 | Burns | | D11/82 |

| | | | | | |
|----------|-----|---------|-------------|-------|--------|
| D437,250 | S * | 2/2001 | Hull et al. | | D11/82 |
| D478,836 | S * | 8/2003 | McCormack | | D11/81 |
| D497,034 | S * | 10/2004 | Markfield | | D28/42 |
| D511,708 | S * | 11/2005 | Steshik | | D11/82 |
| D542,171 | S * | 5/2007 | Olson | | D11/56 |

* cited by examiner

Primary Examiner—Janice E Seeger

Assistant Examiner—Zenia I Bennett

(74) *Attorney, Agent, or Firm*—Bacon & Thomas, PLLC

(57) **CLAIM**

The ornamental design for a hair clip, as shown.

DESCRIPTION

FIG. 1 is a perspective view of a hair clip showing my new design thereof;

FIG. 2 is a front elevational view thereof;

FIG. 3 is a rear elevational view thereof;

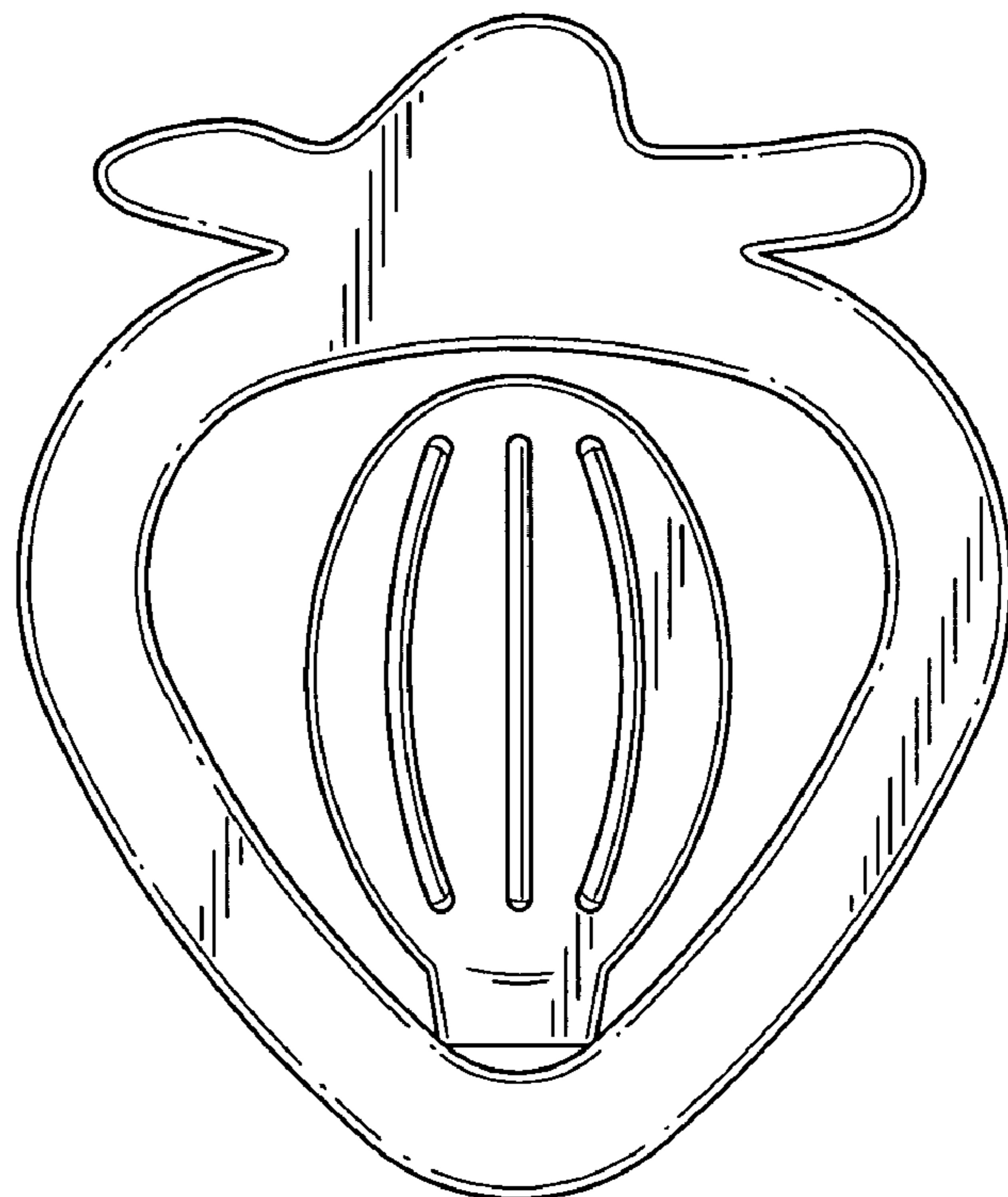
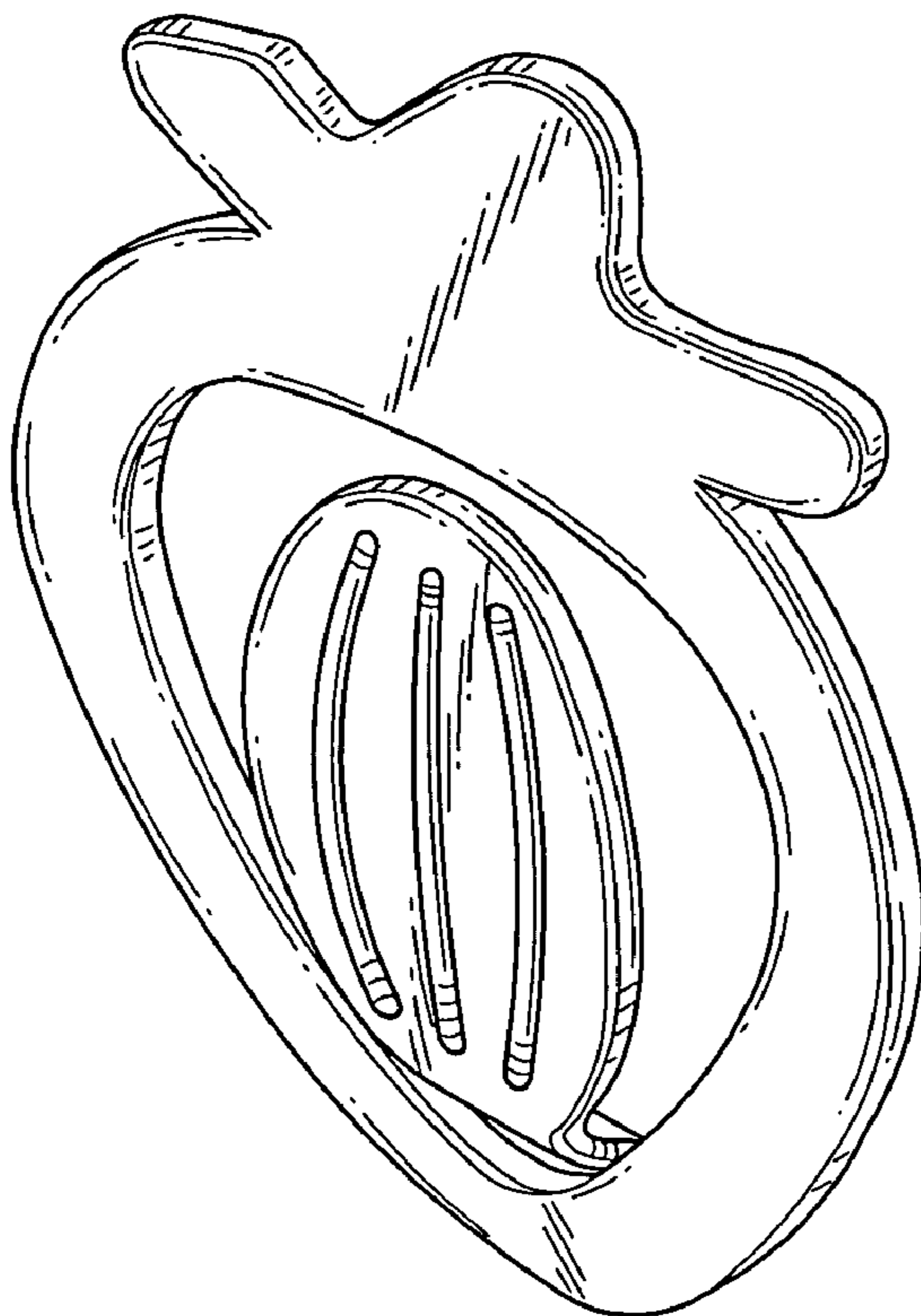
FIG. 4 is a left side elevational view thereof;

FIG. 5 is a right side elevational view thereof;

FIG. 6 is a top plan view thereof; and,

FIG. 7 is a bottom plan view thereof.

1 Claim, 4 Drawing Sheets



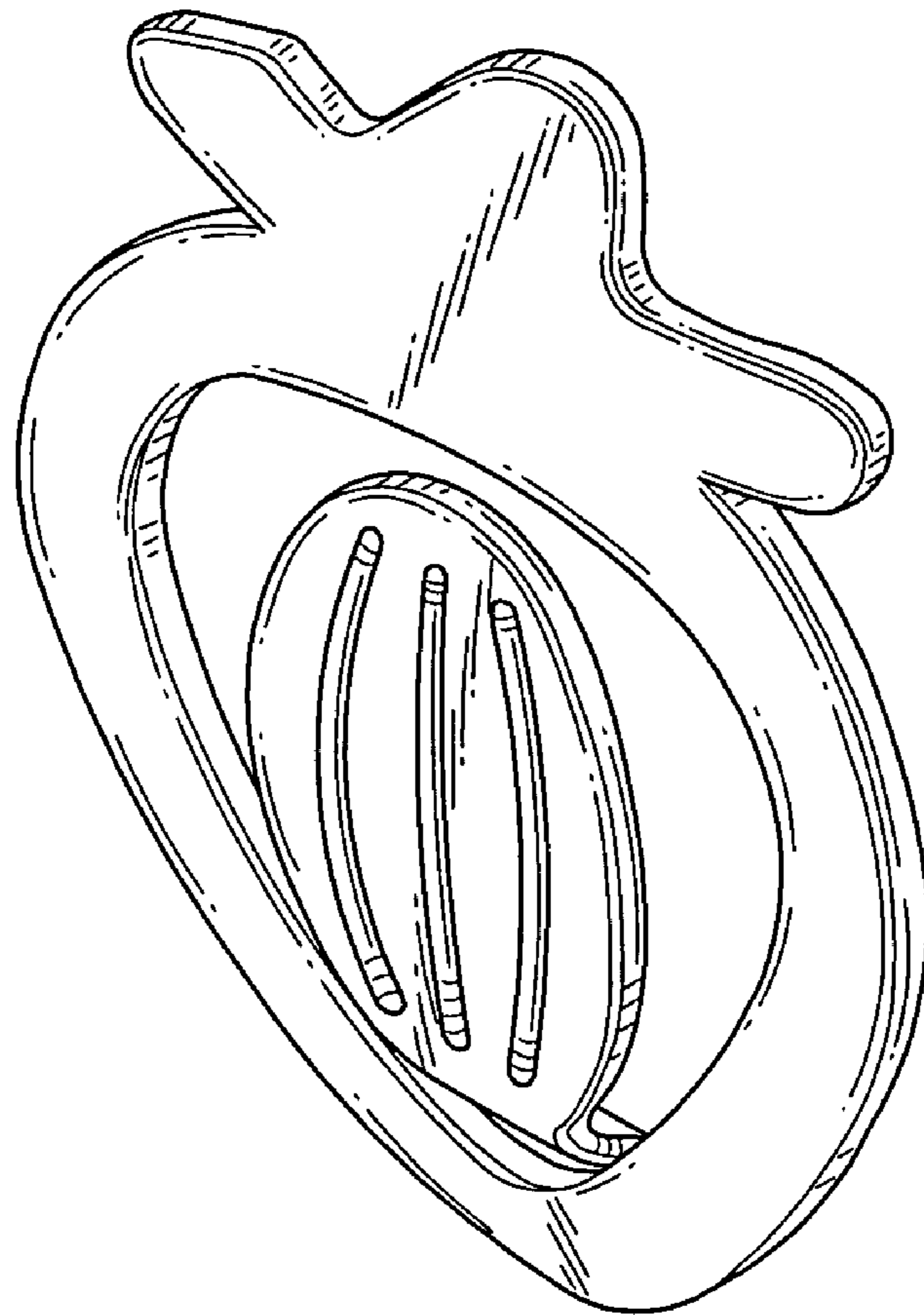


FIG. 1

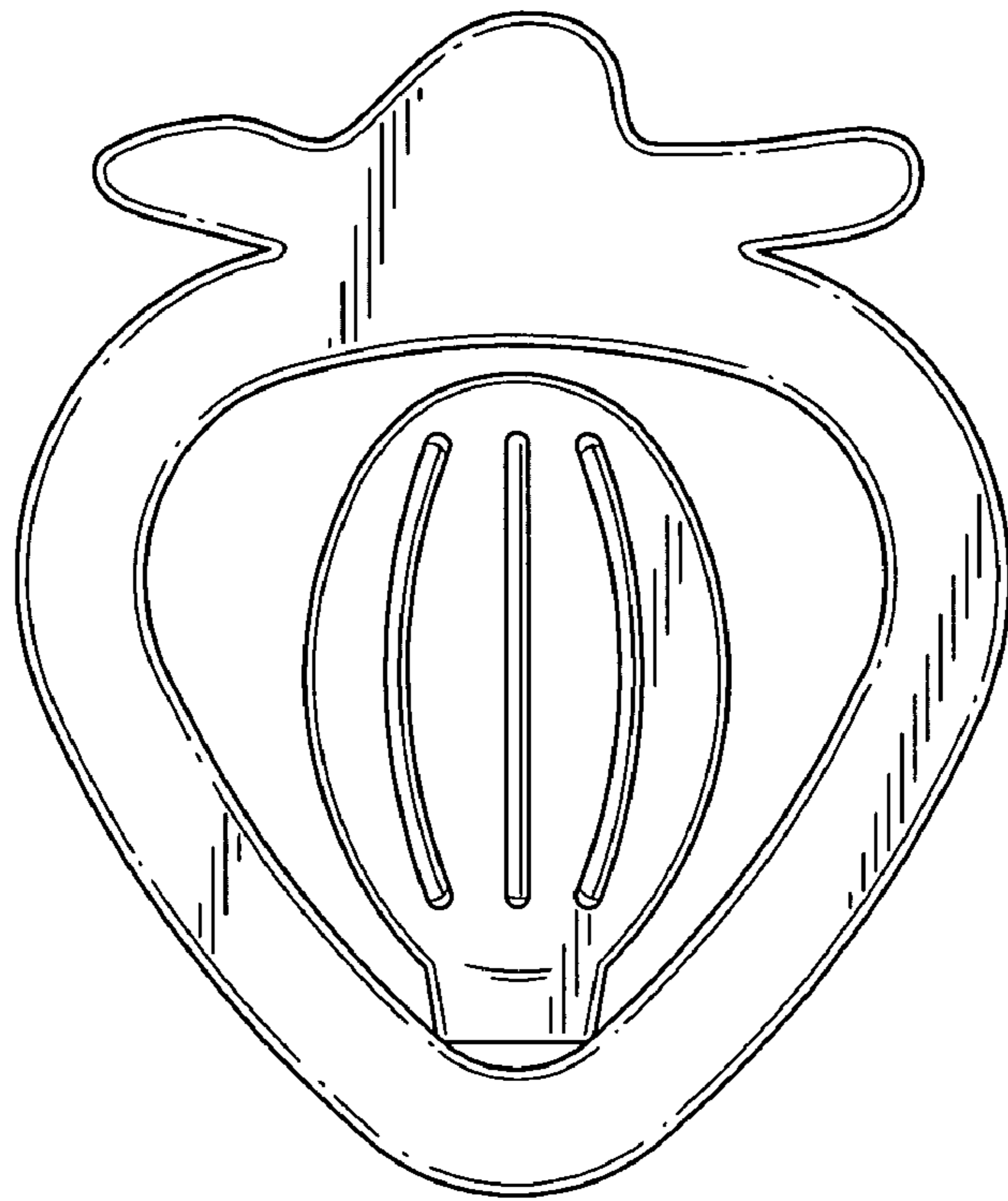


FIG. 2

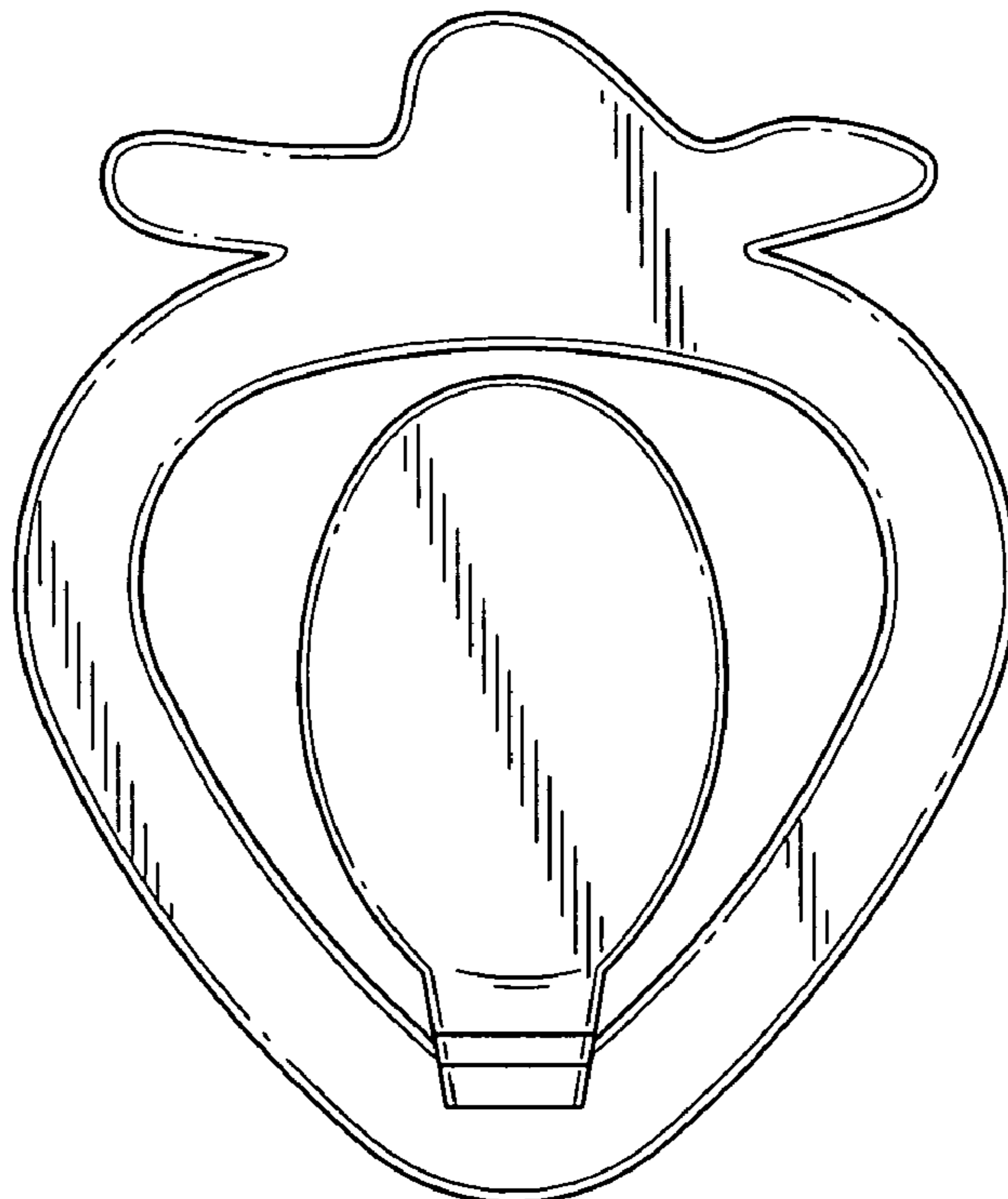


FIG. 3

FIG. 4



FIG. 5



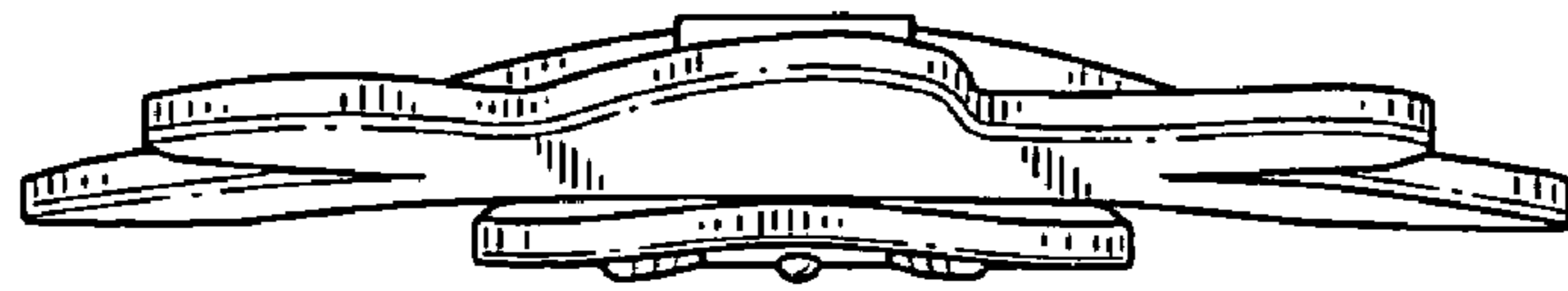


FIG. 6

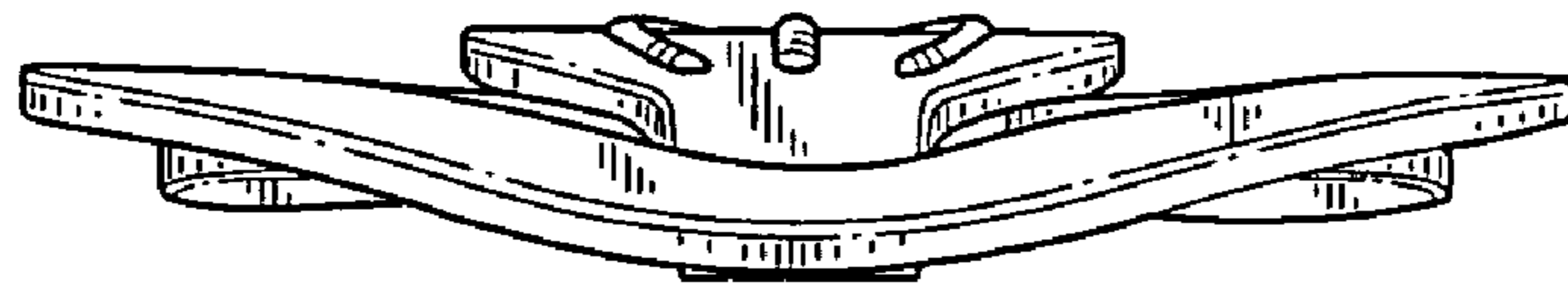


FIG. 7