



US00D586004S

(12) **United States Design Patent**  
**Sauter et al.**

(10) **Patent No.:** **US D586,004 S**

(45) **Date of Patent:** **\*\* \*Feb. 3, 2009**

(54) **SANITARY WALL BASE HAVING AN INCLINED CORNER**

(75) Inventors: **Mark J. Sauter**, Palatine, IL (US); **Curt Johnston**, Auburn, OH (US)

(73) Assignee: **Johnsonite Inc.**, Chagrin Falls, OH (US)

(\* ) Notice: This patent is subject to a terminal disclaimer.

(\*\*) Term: **14 Years**

(21) Appl. No.: **29/292,263**

(22) Filed: **Oct. 4, 2007**

(51) **LOC (9) Cl.** ..... **25-01**

(52) **U.S. Cl.** ..... **D25/119**

(58) **Field of Classification Search** ..... D25/119,  
D25/136; 52/287.1, 290, 288.1, 716.1, 716.6,  
52/716.8, 717.01, 718.01, 242  
See application file for complete search history.

(56) **References Cited**

U.S. PATENT DOCUMENTS

1,663,774	A	3/1928	Petersen	
2,069,289	A	2/1937	Swendsen	
2,651,086	A	9/1953	Corson	
2,994,905	A	8/1961	Franker, Jr.	
3,092,869	A	6/1963	Stump	
3,192,576	A	7/1965	Wieting	
3,460,302	A *	8/1969	Cooper	52/242
4,478,017	A	10/1984	Brown	
4,565,041	A *	1/1986	Wendt	52/288.1
5,010,703	A	4/1991	Pearlman	
D380,280	S	6/1997	Ingraham	
D424,709	S	5/2000	Minidis	

D432,671	S *	10/2000	Grosfillex	.....	D25/119
6,401,418	B1	6/2002	Senn		
6,729,087	B2	5/2004	Sauter		
D511,216	S	11/2005	Folliard		
D517,223	S *	3/2006	Folliard	.....	D25/119
D529,631	S	10/2006	Folliard		
D529,632	S	10/2006	Folliard		

\* cited by examiner

*Primary Examiner*—Doris Clark

(74) *Attorney, Agent, or Firm*—D. Peter Hochberg; Sean F. Mellino; Daniel J. Smola

(57) **CLAIM**

The ornamental design for a sanitary wall base having an inclined corner, as shown and described.

**DESCRIPTION**

FIG. 1 is a perspective view of the sanitary wall base having an inclined corner according to the invention;

FIG. 2 is a top view of the sanitary wall base having an inclined corner as shown in FIG. 1;

FIG. 3 is a front view of the sanitary wall base having an inclined corner as shown in FIG. 1;

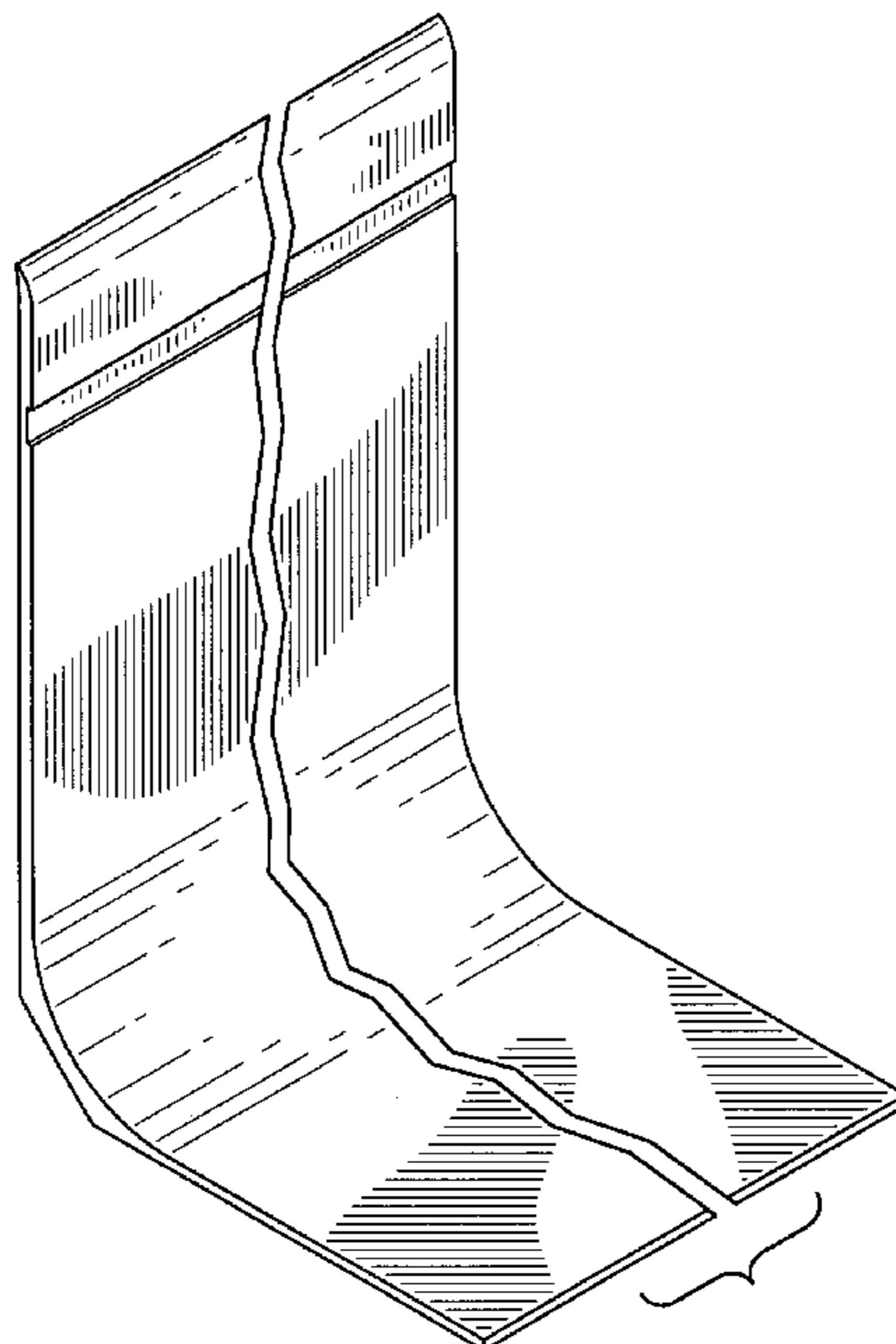
FIG. 4 is a side view of the sanitary wall base having an inclined corner as shown in FIG. 1;

FIG. 5 is a rear view of the sanitary wall base having an inclined corner as shown in FIG. 1;

FIG. 6 is side view of the sanitary wall base having an inclined corner as shown in FIG. 1, shown from the opposite side as that shown in FIG. 4; and,

FIG. 7 is a bottom view of the sanitary wall base having an inclined corner as shown in FIG. 1.

**1 Claim, 3 Drawing Sheets**



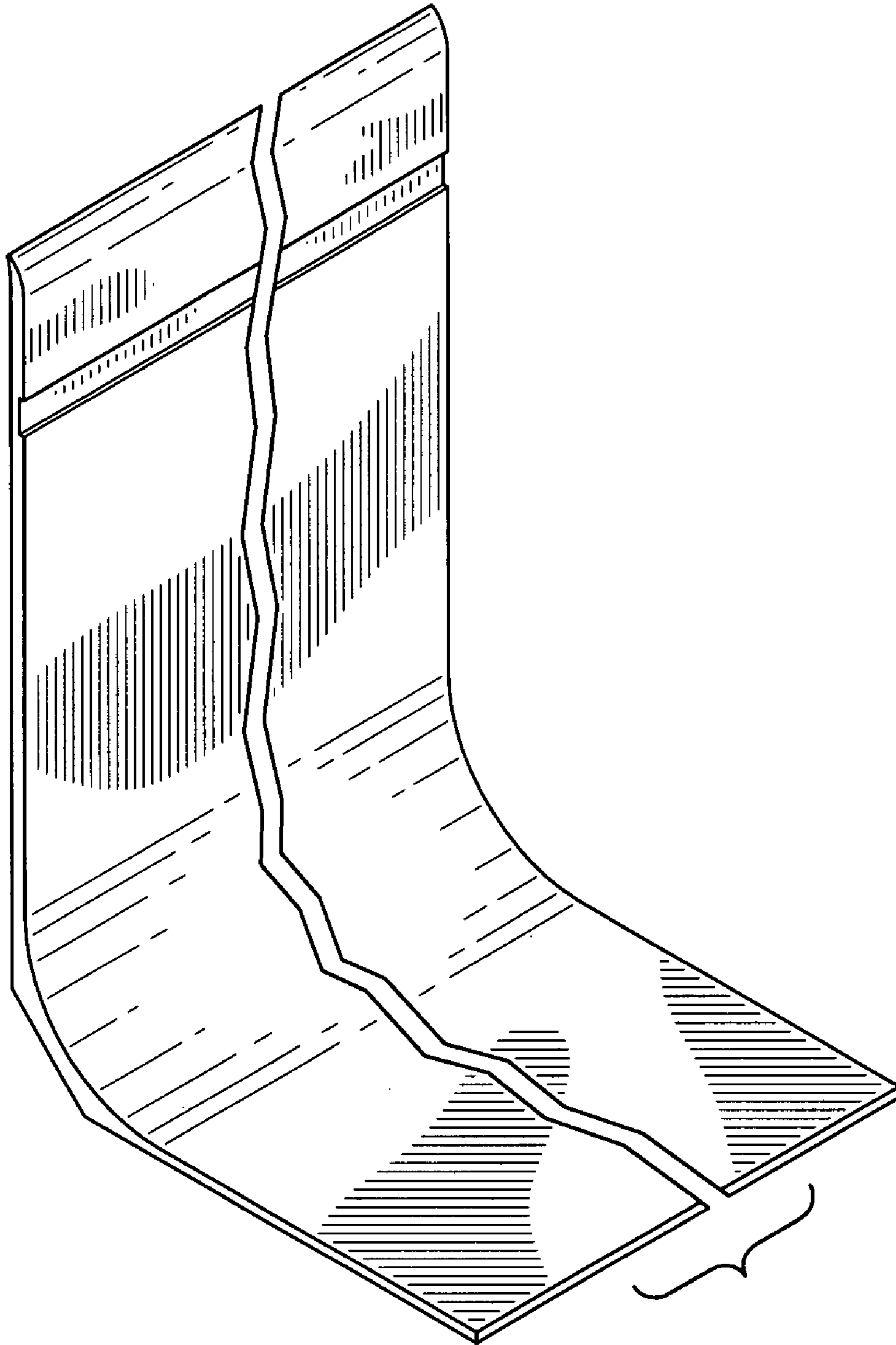


FIG-1

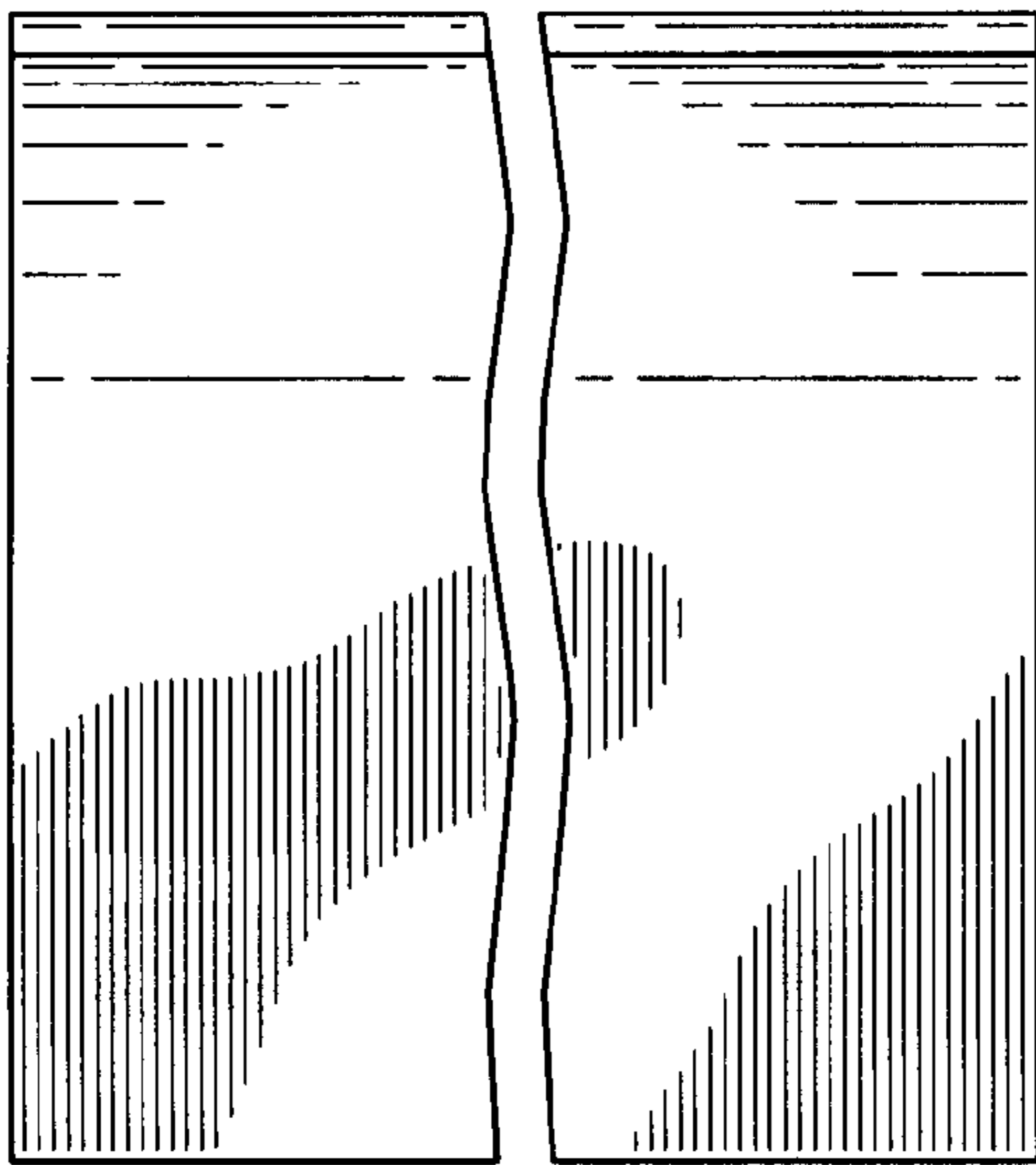


FIG-2

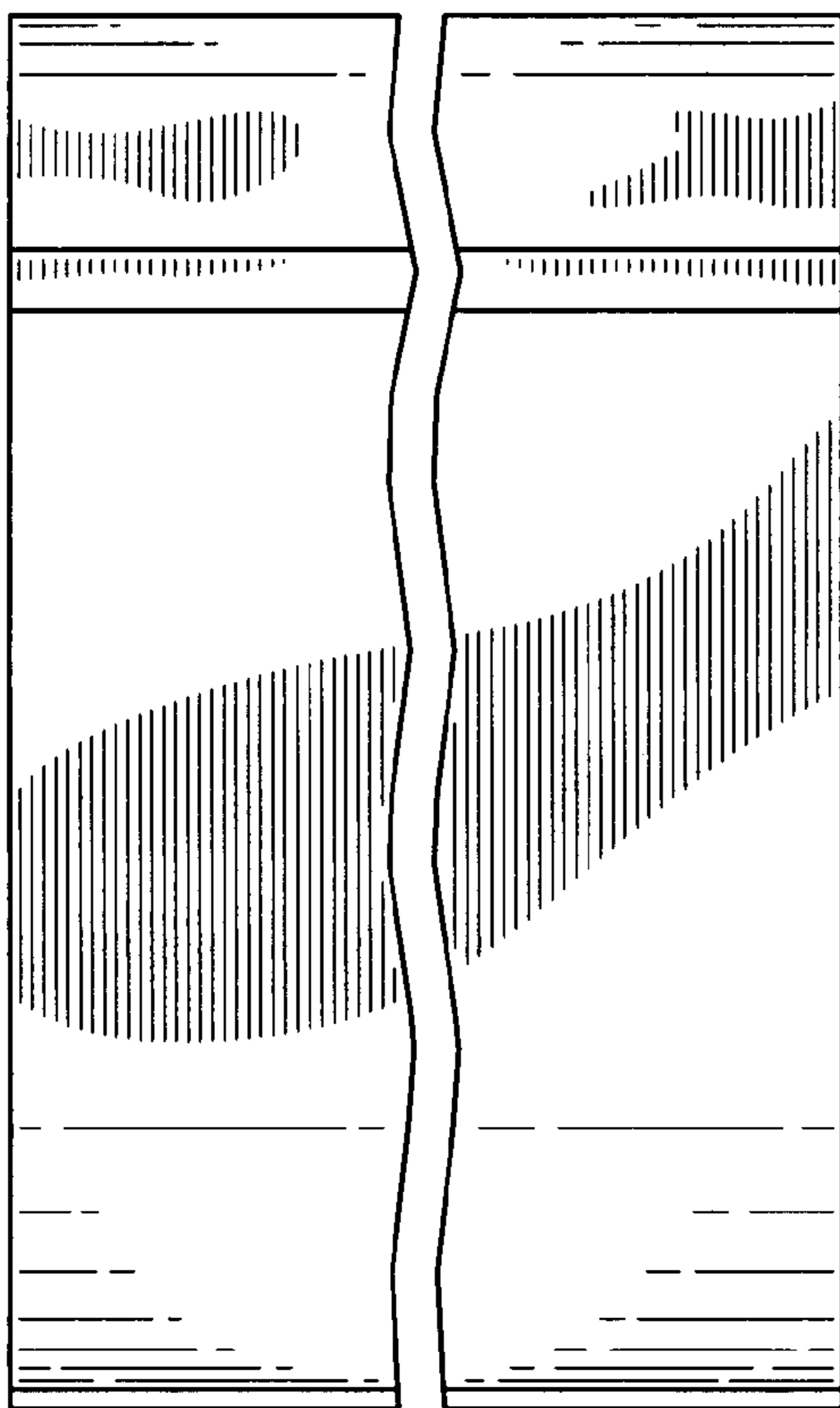


FIG-3



FIG-4

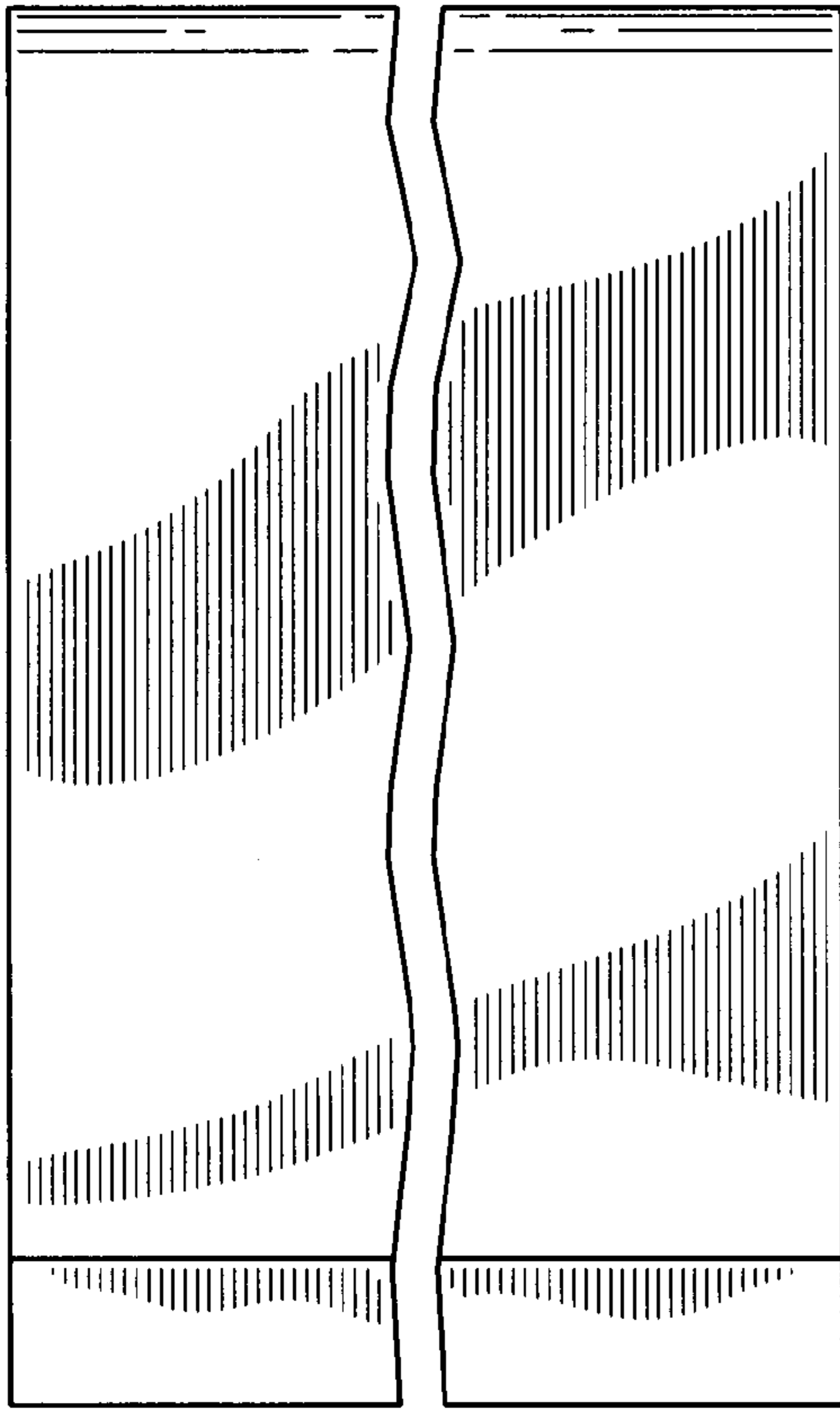


FIG-5




FIG-6

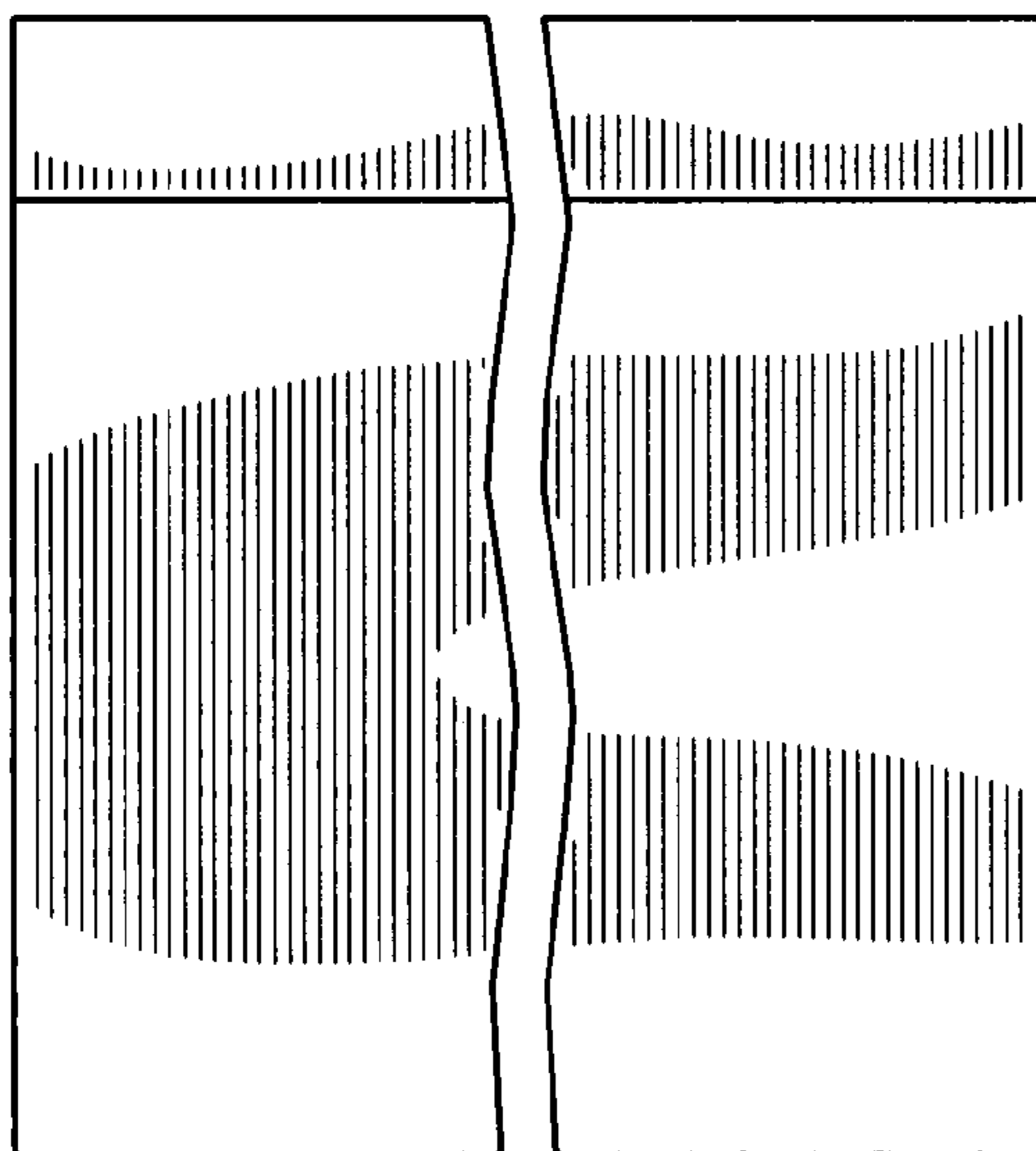


FIG-7