



US00D585999S

(12) **United States Design Patent**  
**Dong**

(10) **Patent No.:** **US D585,999 S**

(45) **Date of Patent:** **\*\* Feb. 3, 2009**

(54) **FENCE**

(75) Inventor: **Jane Dong**, Seattle, WA (US)

(73) Assignee: **XM International, Inc.**, Hackensack, NJ (US)

(\*\*) Term: **14 Years**

(21) Appl. No.: **29/292,746**

(22) Filed: **Oct. 26, 2007**

**Related U.S. Application Data**

(62) Division of application No. 29/245,909, filed on Dec. 30, 2005, now Pat. No. Des. 554,768.

(51) **LOC (9) Cl.** ..... **25-02**

(52) **U.S. Cl.** ..... **D25/38**

(58) **Field of Classification Search** ..... D25/45,  
D25/50, 38, 39; 256/1, 24, 73, 19, 22, 32,  
256/33, 34, 35, 37

See application file for complete search history.

(56) **References Cited**

**U.S. PATENT DOCUMENTS**

D39,977 S \* 5/1909 Peter ..... D25/50  
D166,382 S \* 4/1952 Falatico ..... D25/50  
2,622,848 A \* 12/1952 Campbell ..... 256/21

D274,006 S \* 5/1984 Djurina ..... D25/38  
D347,186 S \* 5/1994 Caval et al. .... D25/38  
D404,501 S \* 1/1999 Smith ..... D25/42  
D423,683 S \* 4/2000 Dashevsky ..... D25/39  
D425,206 S \* 5/2000 Dashevsky ..... D25/39

\* cited by examiner

*Primary Examiner*—Doris Clark

(74) *Attorney, Agent, or Firm*—Brandon N. Sklar, Esq.; Kaye Scholer LLP

(57) **CLAIM**

I claim the ornamental design for a fence, as shown and described.

**DESCRIPTION**

FIG. 1 is a top plan view of a fence, in accordance with my design;

FIG. 2 is a front elevational view thereof;

FIG. 3 is a left side view thereof;

FIG. 4 is a right side view thereof; and,

FIG. 5 is a bottom plan view thereof.

The rear elevational view of the fence is a mirror image of the view of FIG. 2. The features shown in phantom are not part of the claimed design.

**1 Claim, 1 Drawing Sheet**

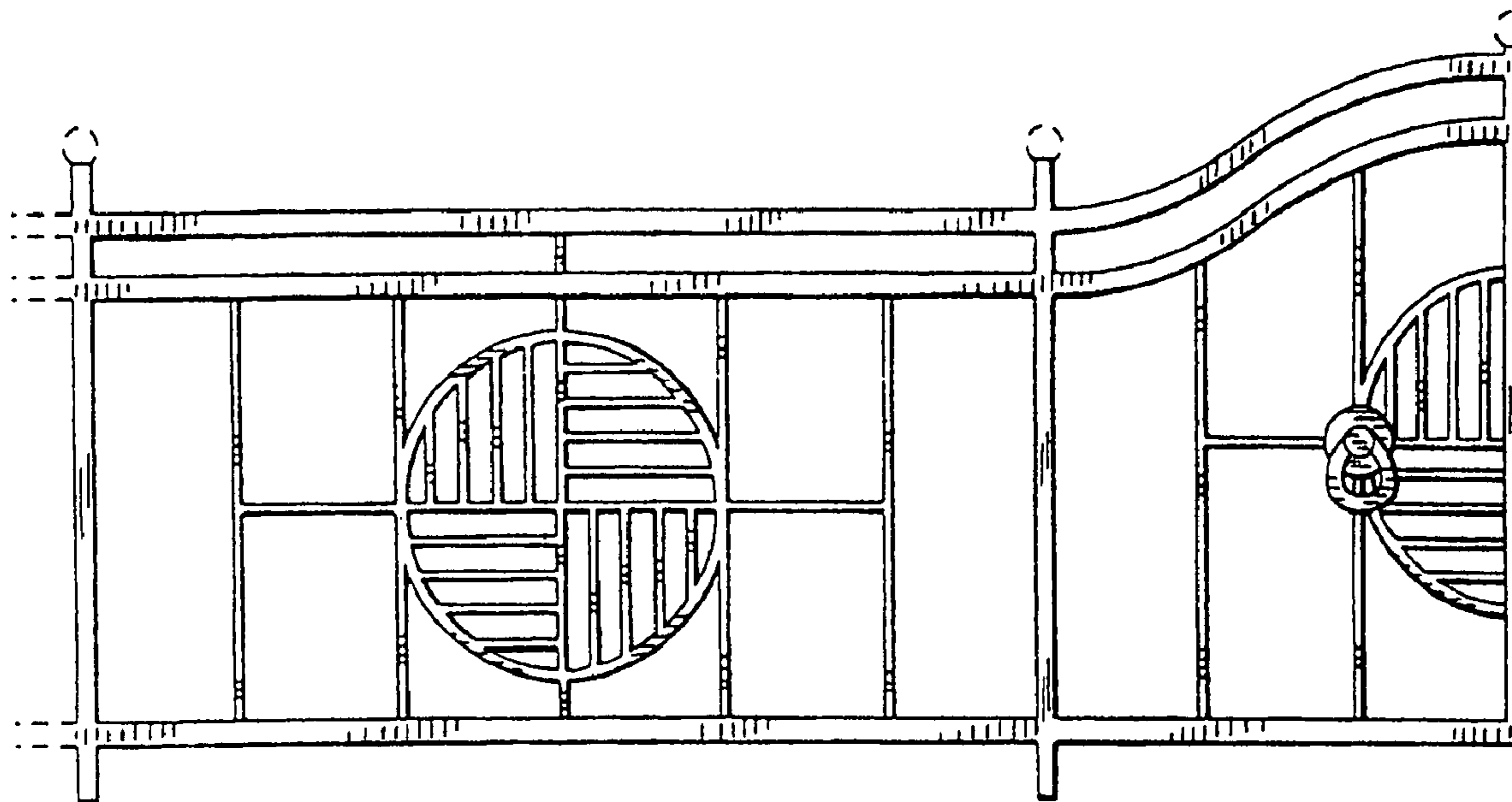


FIG. 1



FIG. 3



FIG. 2

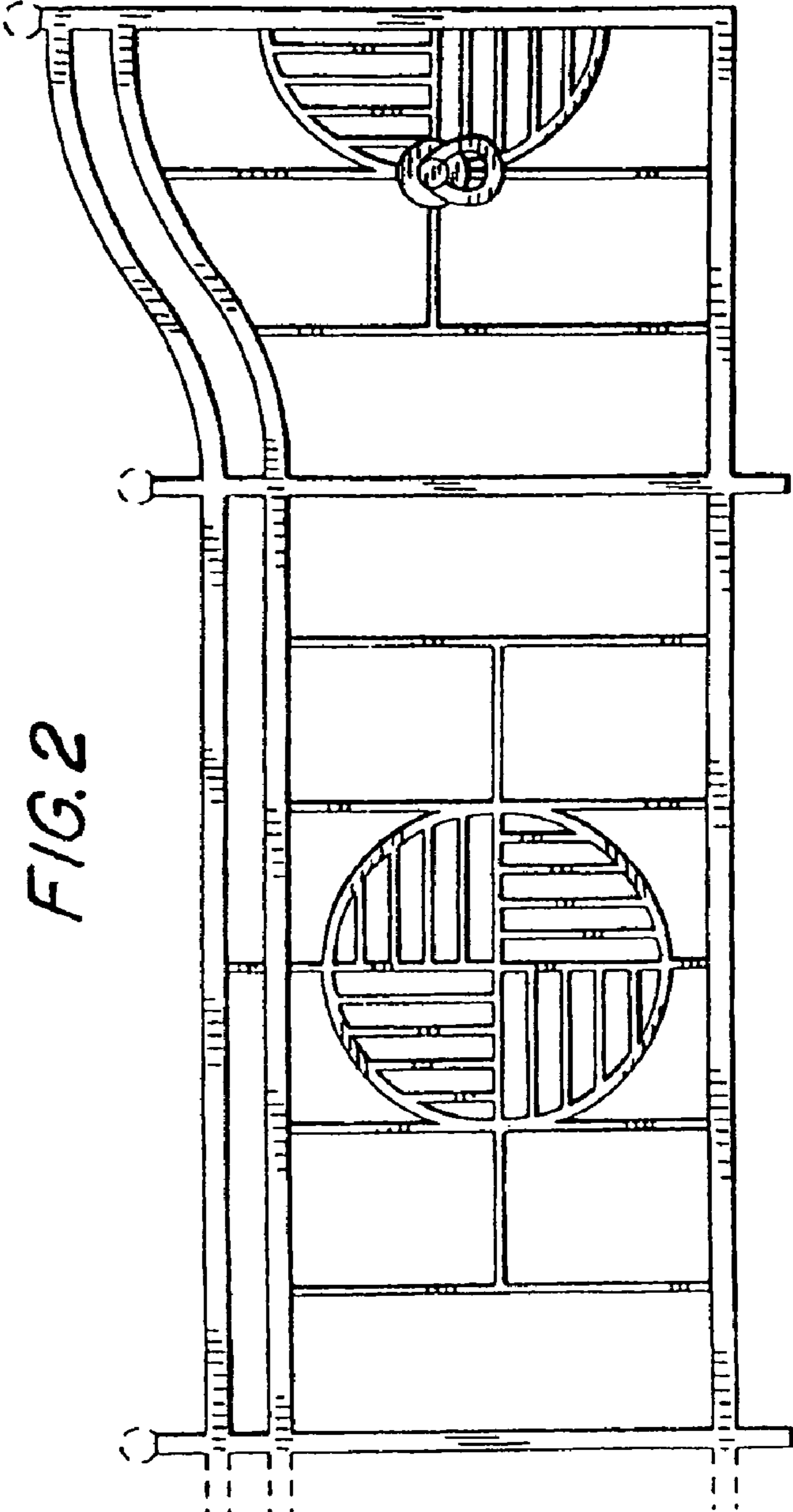


FIG. 4

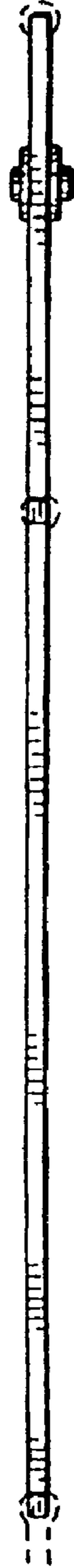


FIG. 5