



US00D585987S

(12) **United States Design Patent**
Aparici et al.

(10) **Patent No.:** **US D585,987 S**

(45) **Date of Patent:** **** *Feb. 3, 2009**

(54) **HANDLE FOR SURGICAL INSTRUMENTS**

D523,234 S * 6/2006 DeBoer et al. D8/87
D523,315 S * 6/2006 Kienzler D8/83
D542,620 S * 5/2007 Thompson et al. D8/107

(76) Inventors: **Alfredo Sierra Aparici**, c/Dr. Jose Chabas No. 3, Valencia (ES) 46019;
Vicente Fores Ahuir, Avda. del Puerto No. 32, 4-8, Valencia (ES) 46023

* cited by examiner

Primary Examiner—Ian Simmons
Assistant Examiner—Christopher Lee
(74) *Attorney, Agent, or Firm*—Sanchelima & Associates, P.A.

(*) Notice: This patent is subject to a terminal disclaimer.

(**) Term: **14 Years**

(57) **CLAIM**

(21) Appl. No.: **29/250,362**

The ornamental design for a handle for surgical instruments, as shown and described.

(22) Filed: **Nov. 10, 2006**

DESCRIPTION

(51) **LOC (9) Cl.** **24-02**
(52) **U.S. Cl.** **D24/133**
(58) **Field of Classification Search** D24/133,
D24/146, 147, 393; D7/395; D8/83-87,
D8/107; 606/1, 140, 144, 170, 185
See application file for complete search history.

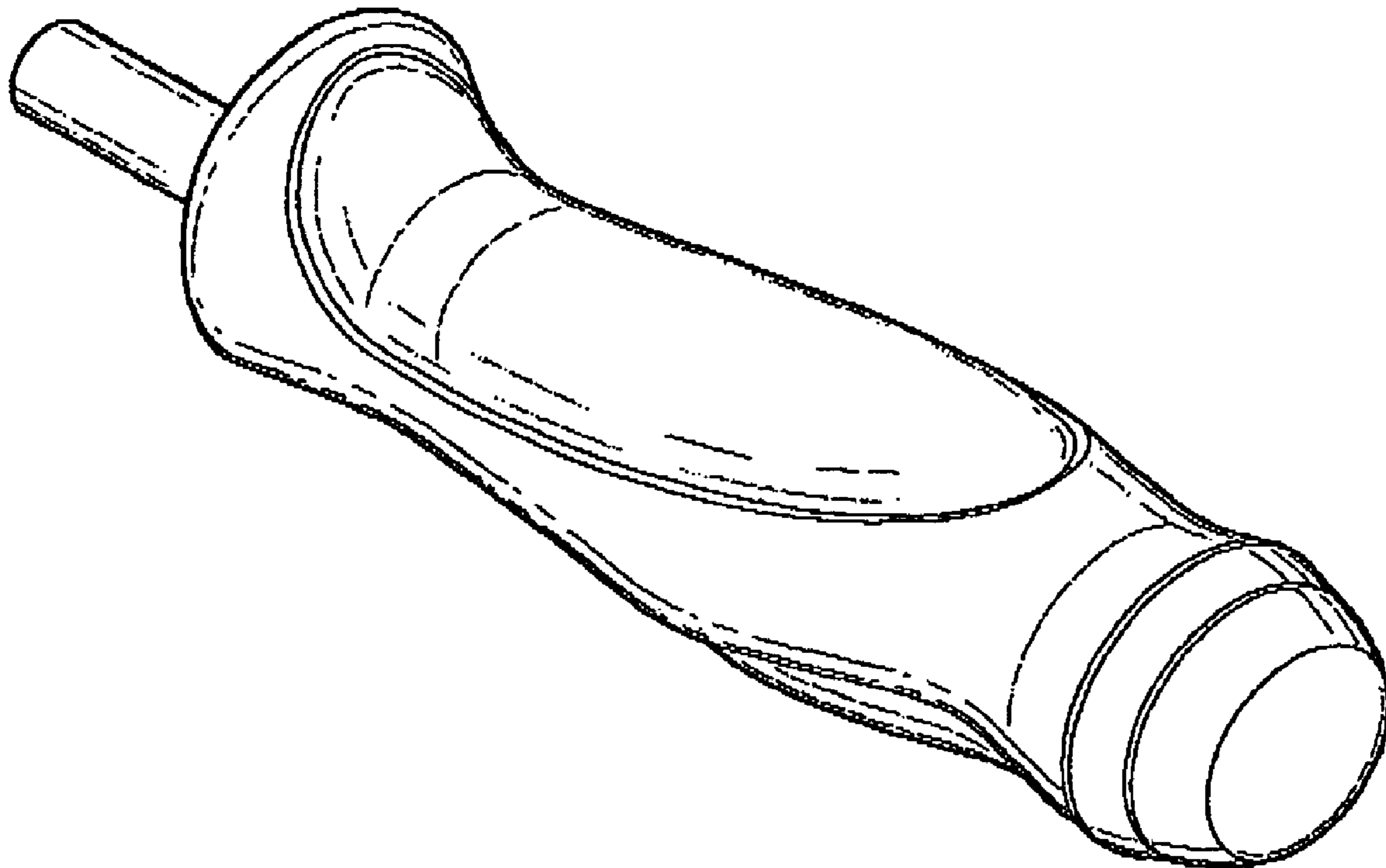
FIG. 1 is a front elevational view of a handle for surgical instruments showing my new design;
FIG. 2 is a rear elevational view thereof;
FIG. 3 is a top plan view thereof;
FIG. 4 is a bottom plan view thereof;
FIG. 5 is a right side elevational view thereof;
FIG. 6 is a left side elevational view thereof; and,
FIG. 7 is a isometric view thereof showing our design.

(56) **References Cited**

U.S. PATENT DOCUMENTS

D462,440 S * 9/2002 Formanek D24/133
D493,527 S * 7/2004 Szabo D24/133
D497,668 S * 10/2004 Bogazzi D24/133

1 Claim, 2 Drawing Sheets



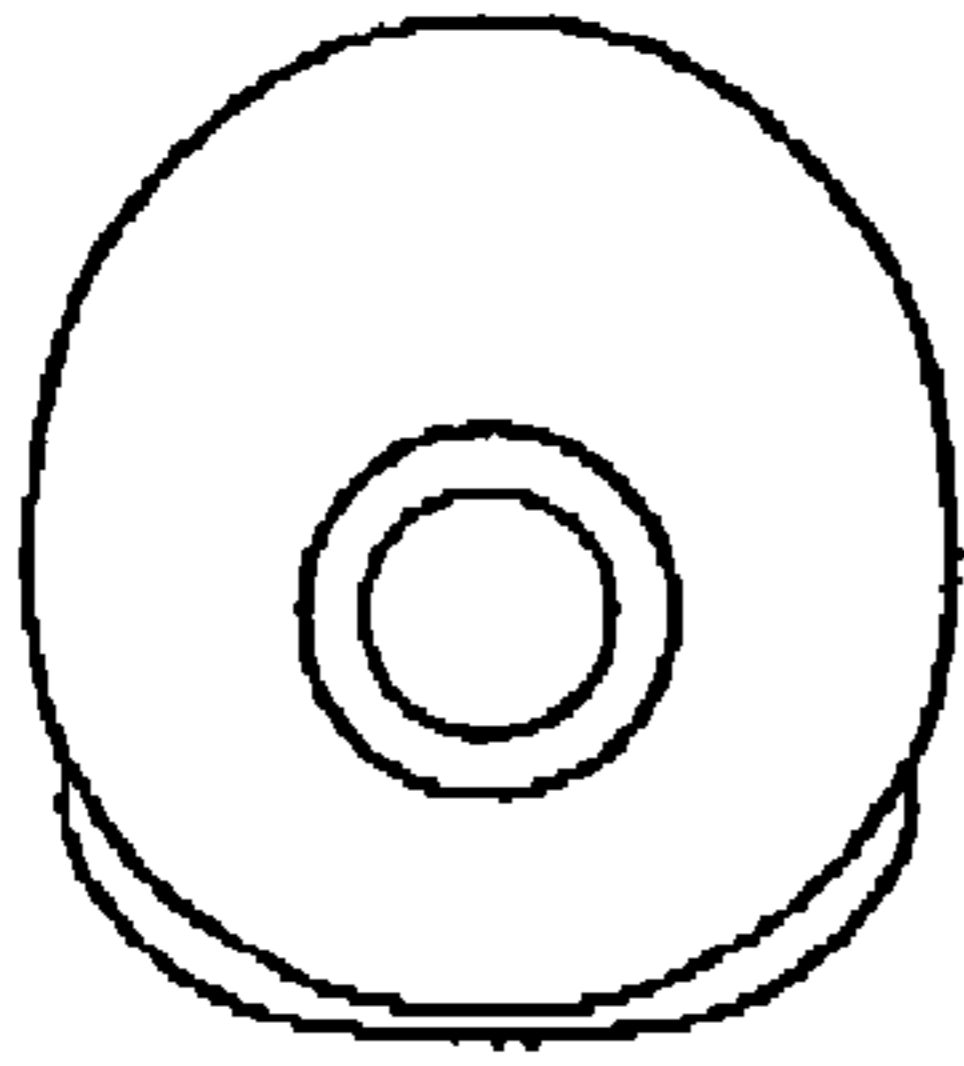


Fig. 1

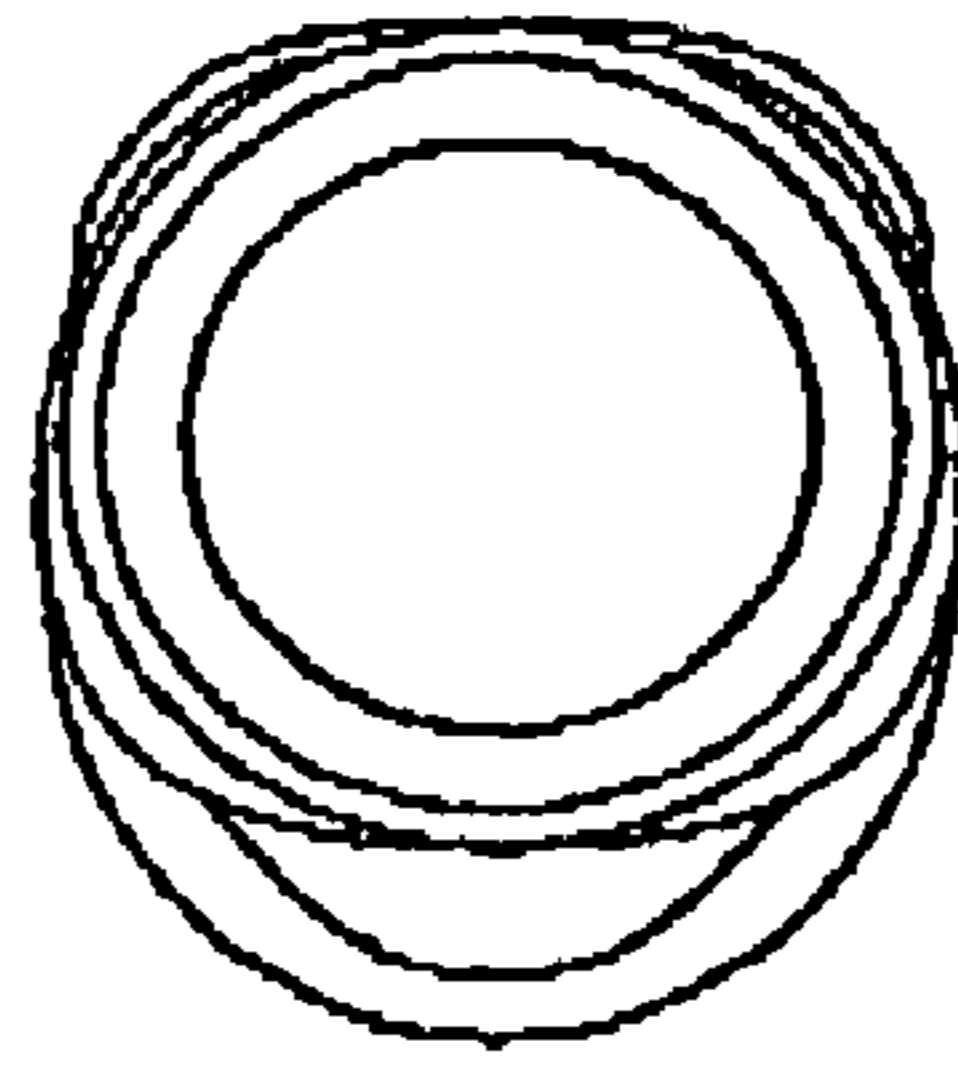


Fig. 2




Fig. 3




Fig. 4




Fig. 5

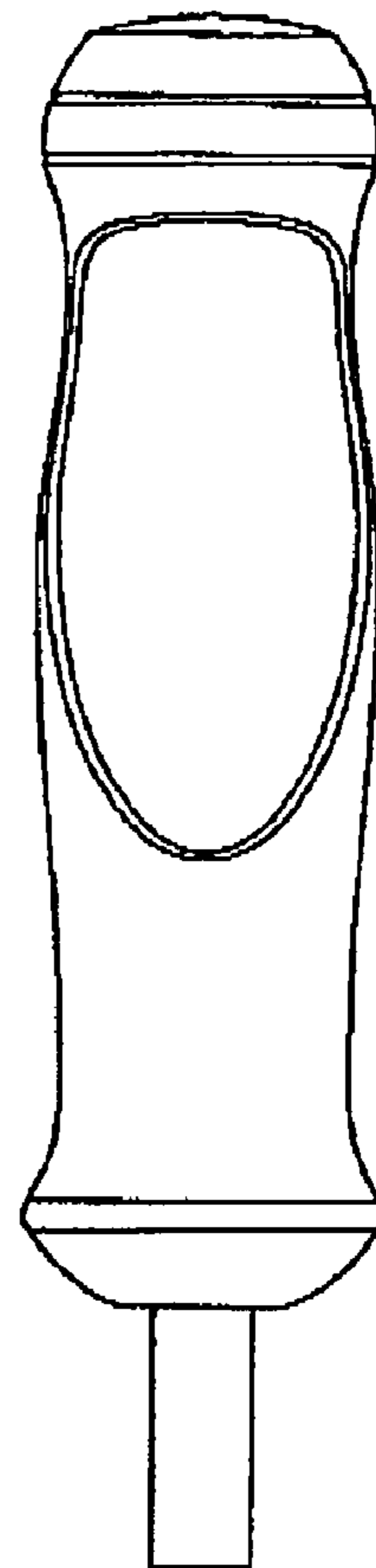


Fig. 6

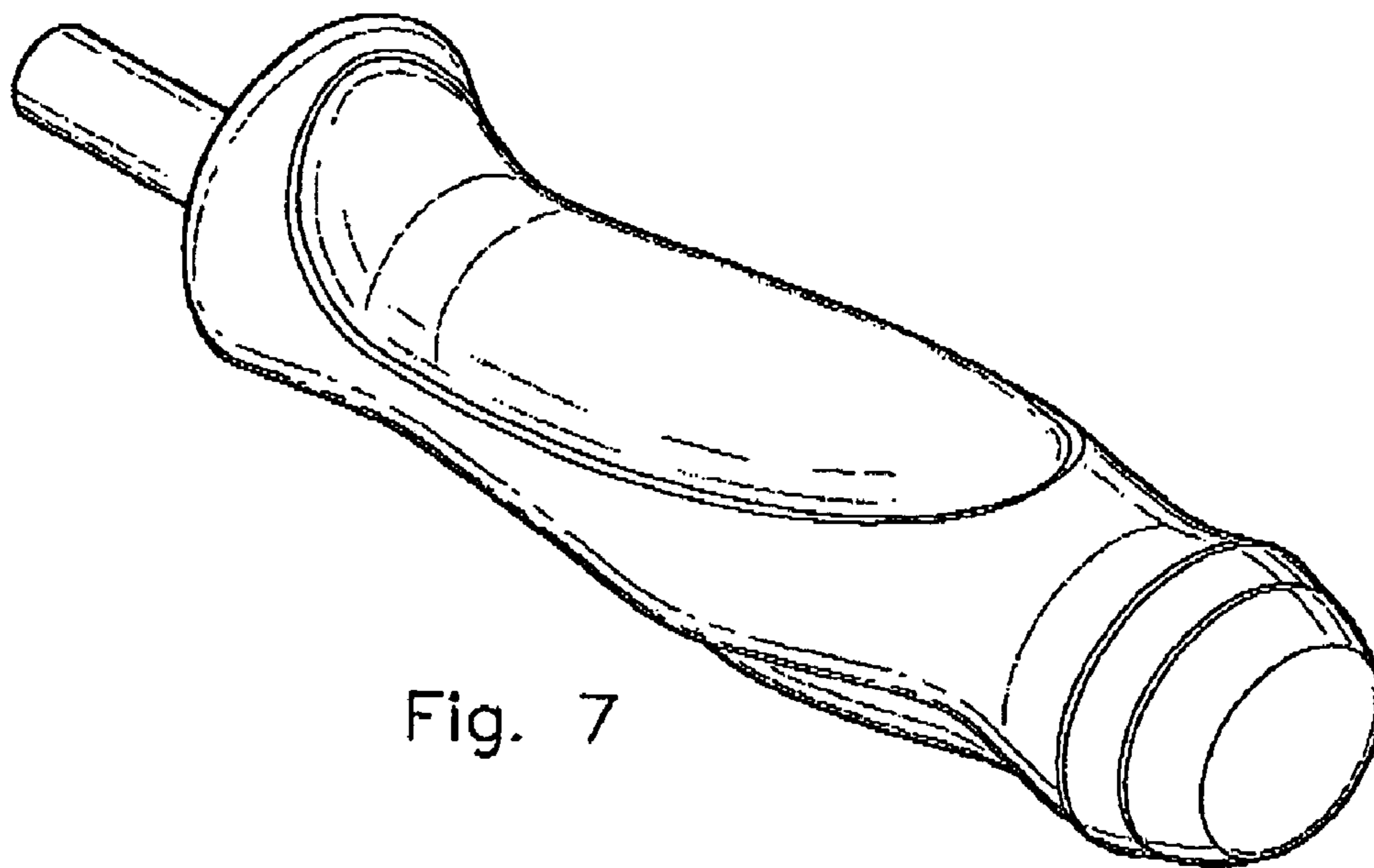


Fig. 7