



US00D585961S

(12) **United States Design Patent**
Nobili

(10) **Patent No.:** **US D585,961 S**
(45) **Date of Patent:** **** Feb. 3, 2009**

(54) **SHOWERHEAD**

(76) Inventor: **Fabrizio Nobili**, Zona Industriale, San Vittore (CH) 6534

(**) Term: **14 Years**

(21) Appl. No.: **29/302,867**

(22) Filed: **Jan. 25, 2008**

(30) **Foreign Application Priority Data**

Jul. 27, 2007 (EP) 000765490-001

(51) **LOC (9) Cl.** **23-01**

(52) **U.S. Cl.** **D23/238; D23/213; D23/255**

(58) **Field of Classification Search** D23/213,
D23/238, 241–242, 243, 245, 252, 255; 4/675–678;
137/615, 801

See application file for complete search history.

(56) **References Cited**

U.S. PATENT DOCUMENTS

712,868 A	11/1902	Traxton	
738,486 A	9/1903	Rogers	
816,517 A	3/1906	Whalen	
1,835,723 A	12/1931	Salzer	
2,984,419 A	5/1961	McOuat	
D322,119 S	12/1991	Haug et al. D23/223
5,417,348 A	5/1995	Perrin et al. 222/129.1
5,744,033 A	4/1998	Bertrand et al. 210/282
5,823,229 A	10/1998	Bertrand et al. 137/614.2
5,858,215 A	1/1999	Burchard et al. 210/87
5,865,209 A	2/1999	Vidal 137/216
6,003,170 A	12/1999	Humpert et al. 4/623
D440,633 S	4/2001	Fleischmann D23/238
6,517,720 B1	2/2003	Aldred et al. 210/282

D510,415 S	10/2005	Graves et al. D23/255
D513,526 S	1/2006	Marshall D23/238
D520,114 S *	5/2006	Starck D23/238
D525,344 S *	7/2006	Schaffeld et al. D23/238
D533,634 S	12/2006	Lord et al. D23/238
D534,621 S	1/2007	Chu et al. D23/238
D534,622 S	1/2007	Chu et al. D23/238
D534,990 S *	1/2007	Zhou D23/238
D535,357 S	1/2007	Zhou D23/238
D535,724 S	1/2007	Zhou D23/238
D539,870 S *	4/2007	Lammel et al. D23/238
D540,914 S	4/2007	Haug et al. D23/238
7,207,075 B2	4/2007	Peterson et al. 4/678
D544,945 S *	6/2007	Wood et al. D23/238
D574,469 S *	8/2008	Soriano D23/255
D576,255 S *	9/2008	Nobili D23/238

OTHER PUBLICATIONS

U.S. Appl. No. 29/270,502, filed Dec. 22, 2006, Nobili.

U.S. Appl. No. 29/279,536, filed May 2, 2007, Nobili.

* cited by examiner

Primary Examiner—Robin V Webster

(74) *Attorney, Agent, or Firm*—Seed IP Law Group PLLC

(57) **CLAIM**

The ornamental design for a showerhead, as shown and described.

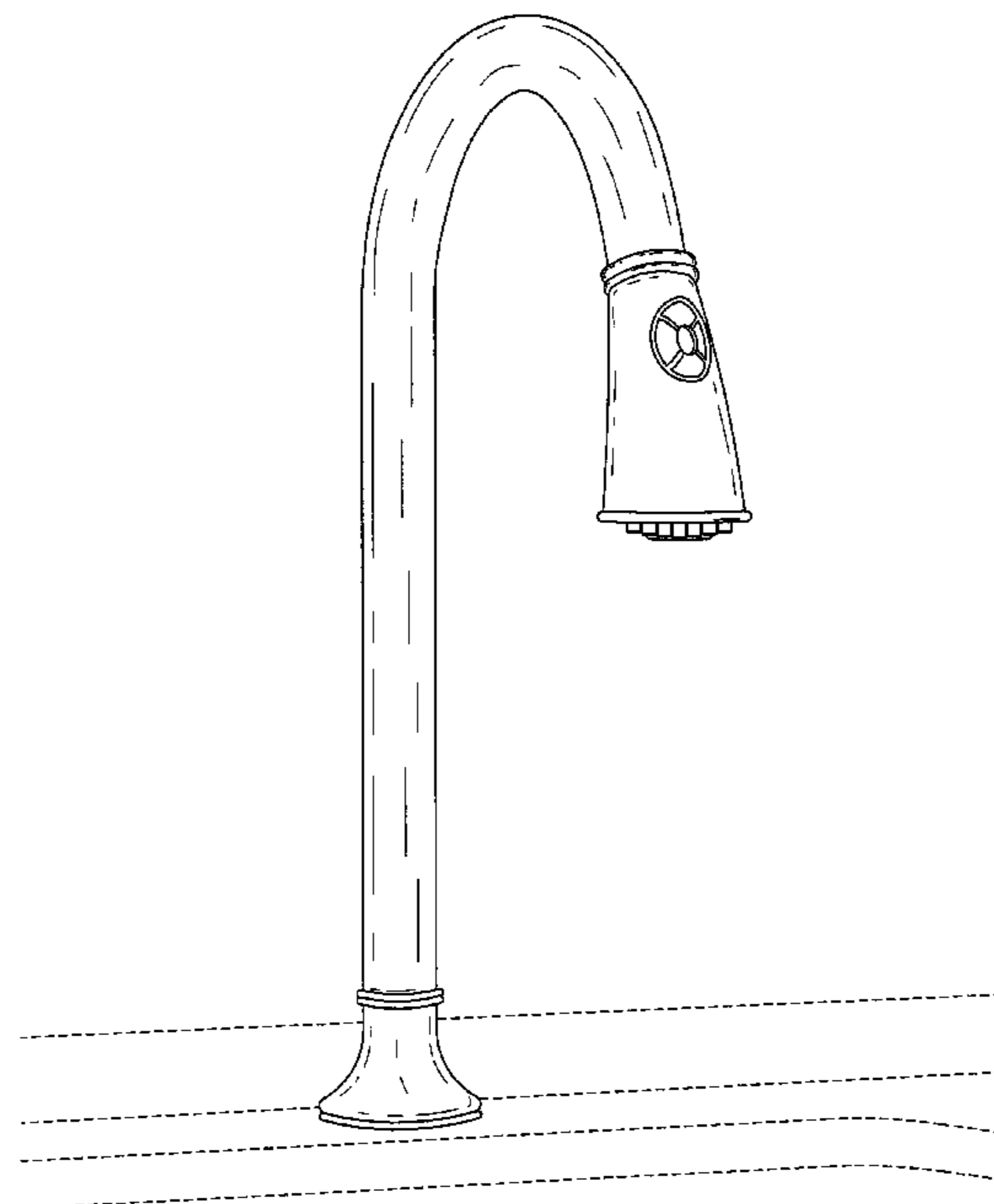
DESCRIPTION

FIG. 1 is a perspective view of a showerhead showing my new design; and,

FIG. 2 is a side view thereof.

The broken lines in the figures are for illustrative purposes only and form no part of the claimed design.

1 Claim, 2 Drawing Sheets



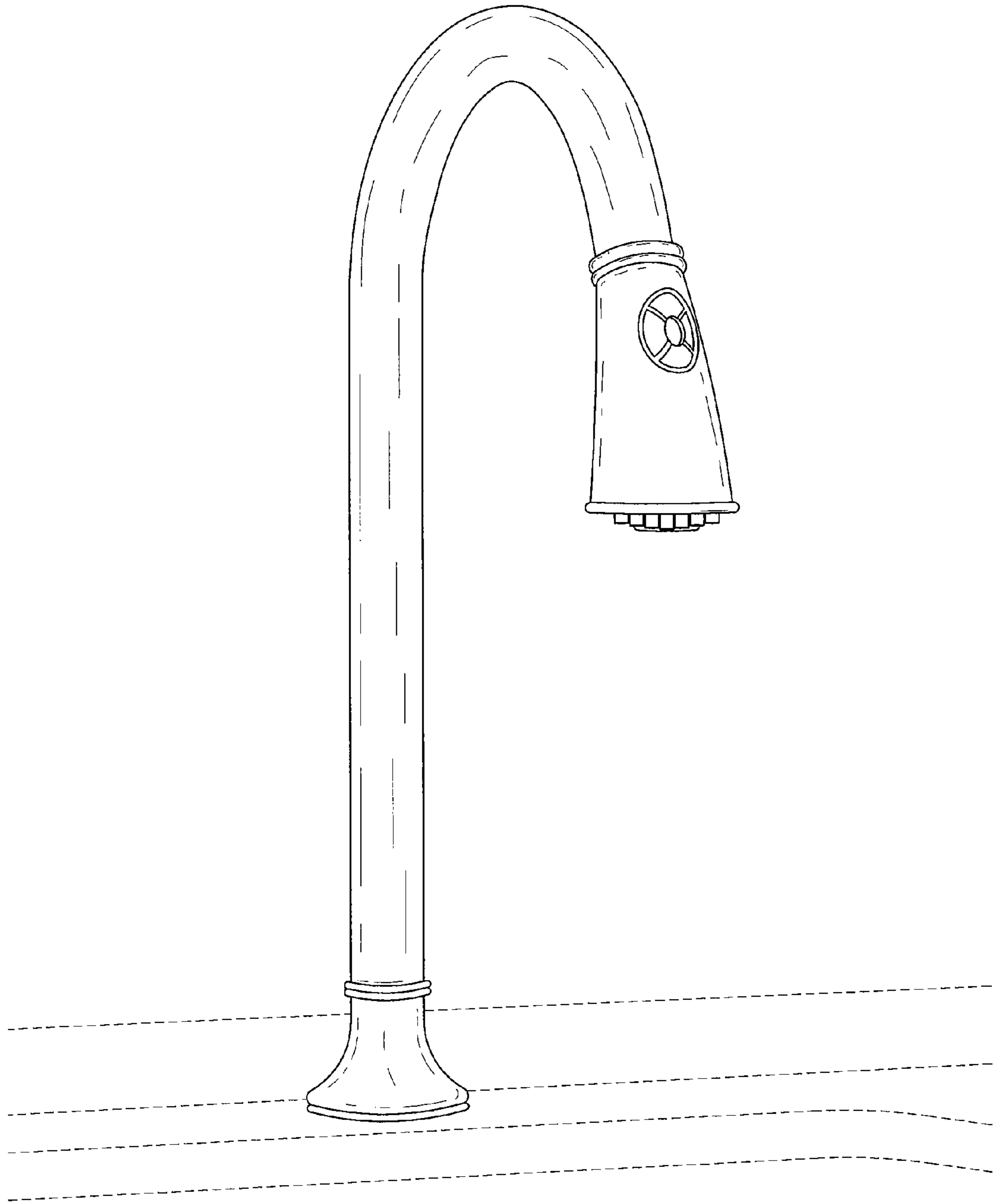


FIG. 1

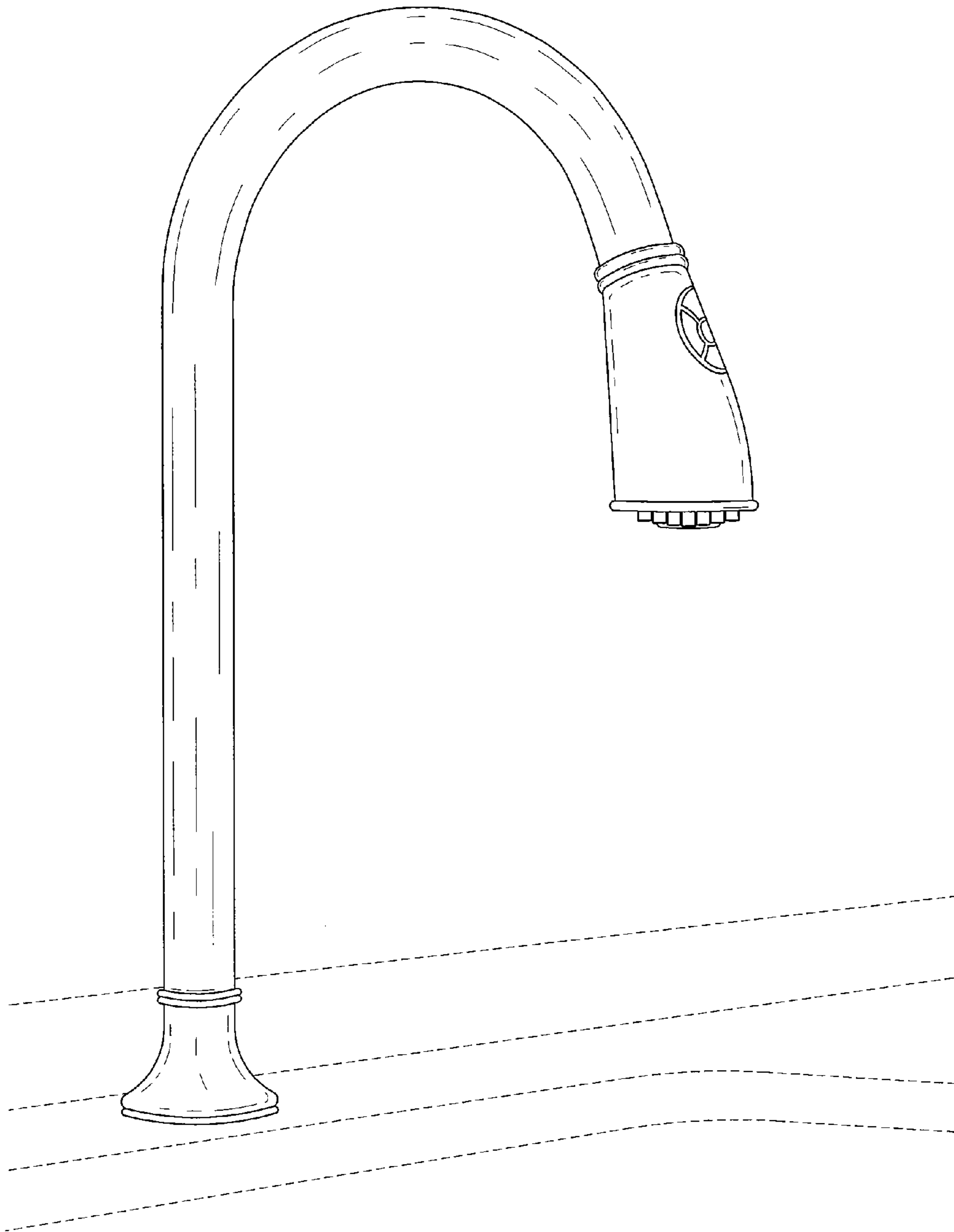


FIG. 2