



US00D585924S

(12) **United States Design Patent**  
**Hibi**

(10) **Patent No.:** **US D585,924 S**

(45) **Date of Patent:** **\*\* Feb. 3, 2009**

(54) **COMBINED VIDEO CAMERA AND DISC RECORDER**

(75) Inventor: **Keita Hibi**, Tokyo (JP)

(73) Assignee: **Sony Corporation**, Tokyo (JP)

(\*\*) Term: **14 Years**

(21) Appl. No.: **29/274,958**

(22) Filed: **Jun. 12, 2007**

(30) **Foreign Application Priority Data**

Dec. 26, 2006 (JP) ..... D2006-035750

(51) **LOC (9) Cl.** ..... **16-01**

(52) **U.S. Cl.** ..... **D16/202**

(58) **Field of Classification Search** ..... D14/168;  
D16/200–205, 208, 218; 348/373–376; 358/906;  
396/535–541

See application file for complete search history.

(56) **References Cited**

U.S. PATENT DOCUMENTS

D477,343 S	7/2003	Miyashita
D496,061 S	9/2004	Hayashi
D500,512 S	1/2005	Hayashi
D516,597 S	3/2006	Tsuchiya
D516,600 S	3/2006	Tsuchiya
D524,840 S	7/2006	Tsuchiya
D534,936 S	1/2007	Sadatsuki

D546,856 S *	7/2007	Masano et al.	.....	D16/202
D557,720 S *	12/2007	Shimizu	.....	D16/202
D558,245 S *	12/2007	Ikenaga	.....	D16/202
D559,878 S *	1/2008	Sadatsuki	.....	D16/202
D566,152 S *	4/2008	Shimizu	.....	D16/217
D566,743 S *	4/2008	Shimizu	.....	D16/217
D576,189 S *	9/2008	Shimizu et al.	.....	D16/202
2007/0147830 A1 *	6/2007	Amatatsu	.....	396/535
2008/0180567 A1 *	7/2008	Mito	.....	348/373

\* cited by examiner

*Primary Examiner*—Adir Aronovich

(74) *Attorney, Agent, or Firm*—Rader, Fishman & Grauer, PLLC

(57) **CLAIM**

The ornamental design for a combined video camera and disc recorder, as shown.

**DESCRIPTION**

FIG. 1 is a perspective view of a combined video camera and disc recorder showing my new design;

FIG. 2 is a front elevational view thereof;

FIG. 3 is a rear elevational view thereof;

FIG. 4 is a right side elevational view thereof;

FIG. 5 is a left side elevational view thereof;

FIG. 6 is a top plan view thereof; and,

FIG. 7 is a bottom plan view thereof.

**1 Claim, 7 Drawing Sheets**






Fig.1

Fig.2




Fig.3



Fig.4




Fig.5



Fig.6

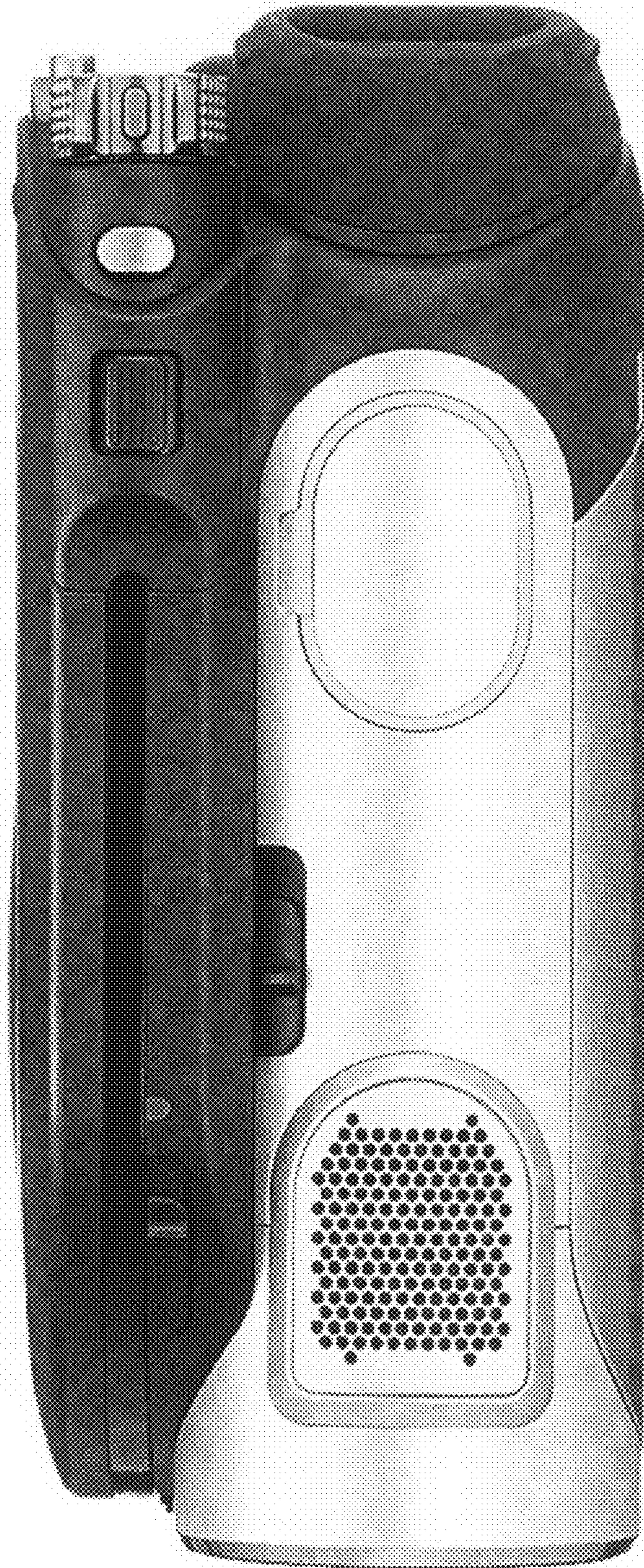


Fig. 7

