



US00D585917S

(12) **United States Design Patent**
Akdag et al.

(10) **Patent No.:** **US D585,917 S**

(45) **Date of Patent:** **** Feb. 3, 2009**

(54) **PIVOT MOUNT**

(75) Inventors: **Omer Akdag**, Palm City, FL (US);
Steven Lewis Growcock, Stuart, FL
(US)

(73) Assignee: **John Donovan Enterprises, inc.**, Stuart,
FL (US)

(**) Term: **14 Years**

(21) Appl. No.: **29/281,407**

(22) Filed: **Jun. 22, 2007**

(51) **LOC (9) Cl.** **15-09**

(52) **U.S. Cl.** **D15/138**

(58) **Field of Classification Search** D8/354,
D8/380; D11/82; D14/238; D15/138, 140,
D15/199; 33/245; 160/45, 188; 180/24.02,
180/202; 220/763, 775; 248/125.7, 289.11,
248/478, 479; 280/86.5; 296/97.11, 97.8;
359/399, 425, 429, 841, 872; 412/56, 58;
416/63, 205

See application file for complete search history.

(56) **References Cited**

U.S. PATENT DOCUMENTS

D275,917 S	*	10/1984	Einhorn	D6/567
D294,702 S	*	3/1988	Yoder	D14/238
D330,555 S	*	10/1992	Lilly	D14/238
D357,739 S	*	4/1995	Stewart et al.	D24/176
D363,936 S	*	11/1995	Nysether et al.	D14/238
D396,402 S	*	7/1998	Rastovski	D8/354
D469,723 S	*	2/2003	McCoy et al.	D12/162
D476,919 S	*	7/2003	Vidmar et al.	D11/182

D485,741 S	*	1/2004	Worrall	D8/349
D522,611 S	*	6/2006	Carder et al.	D23/213
D563,769 S	*	3/2008	Short et al.	D8/354
D576,015 S	*	9/2008	Lange	D8/323

* cited by examiner

Primary Examiner—Sandra Snapp

Assistant Examiner—Patricia Palasik

(74) *Attorney, Agent, or Firm*—Banner & Witcoff, Ltd.

(57) **CLAIM**

The ornamental design for a pivot mount, as shown and described.

DESCRIPTION

FIG. 1 is a front perspective view of a pivot mount showing my new design;

FIG. 2 is a first side view thereof;

FIG. 3 is a second side view thereof;

FIG. 4 is a front view thereof;

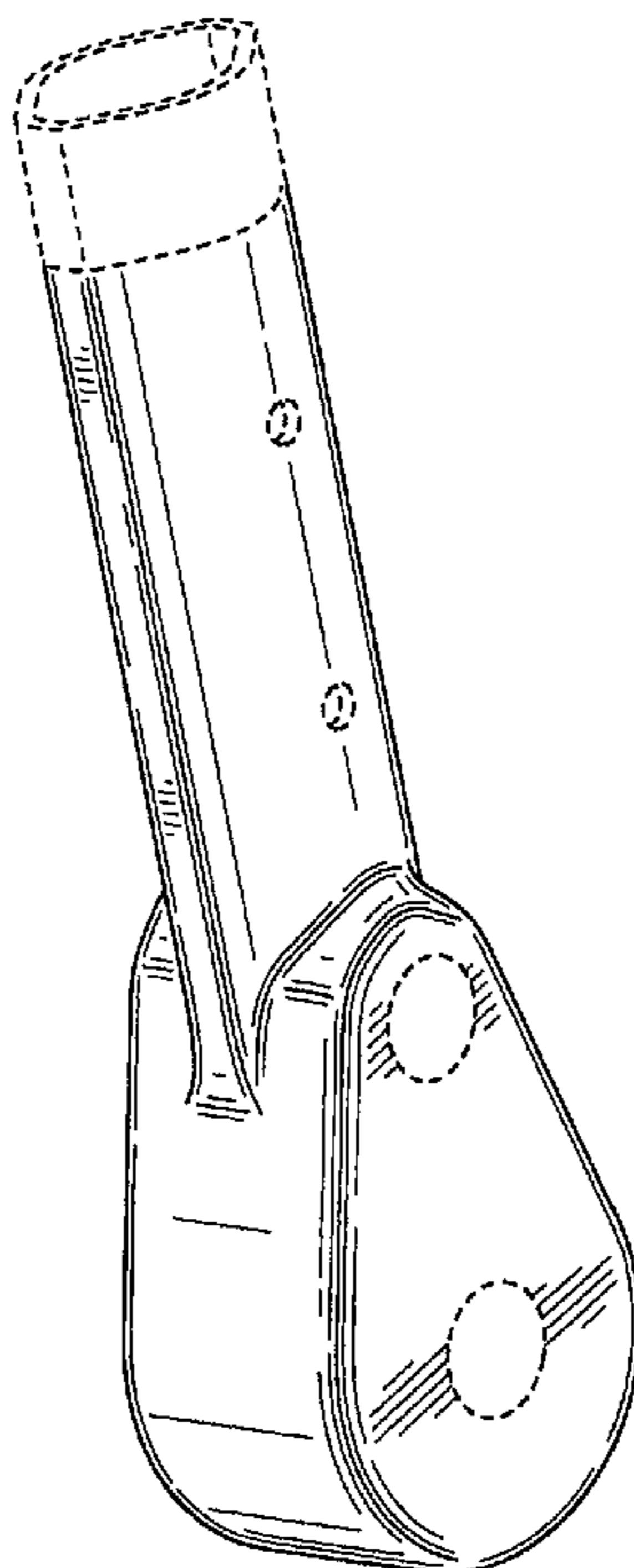
FIG. 5 is a rear view thereof;

FIG. 6 is a top view thereof; and,

FIG. 7 is a bottom view thereof.

The broken line immediately adjacent to the shaded area at a top portion of the design represents an unclaimed boundary of the design. The broken line showing of two circular disclaimed regions within the lower shaded area of FIGS. 1–3 forms no part of the claimed design. The broken line showing of through holes and the remainder of the pivot mount is for illustrative purposes only and forms no part of the claimed design.

1 Claim, 4 Drawing Sheets



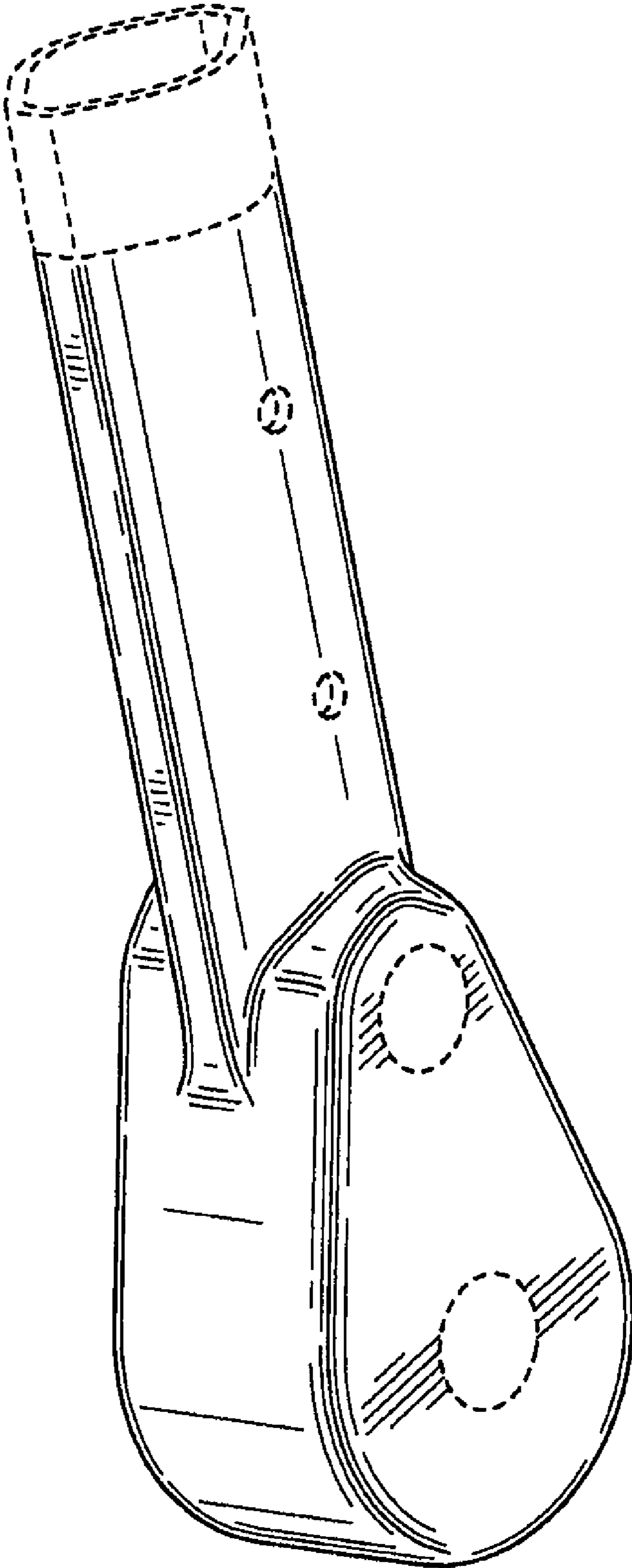


FIG. 1

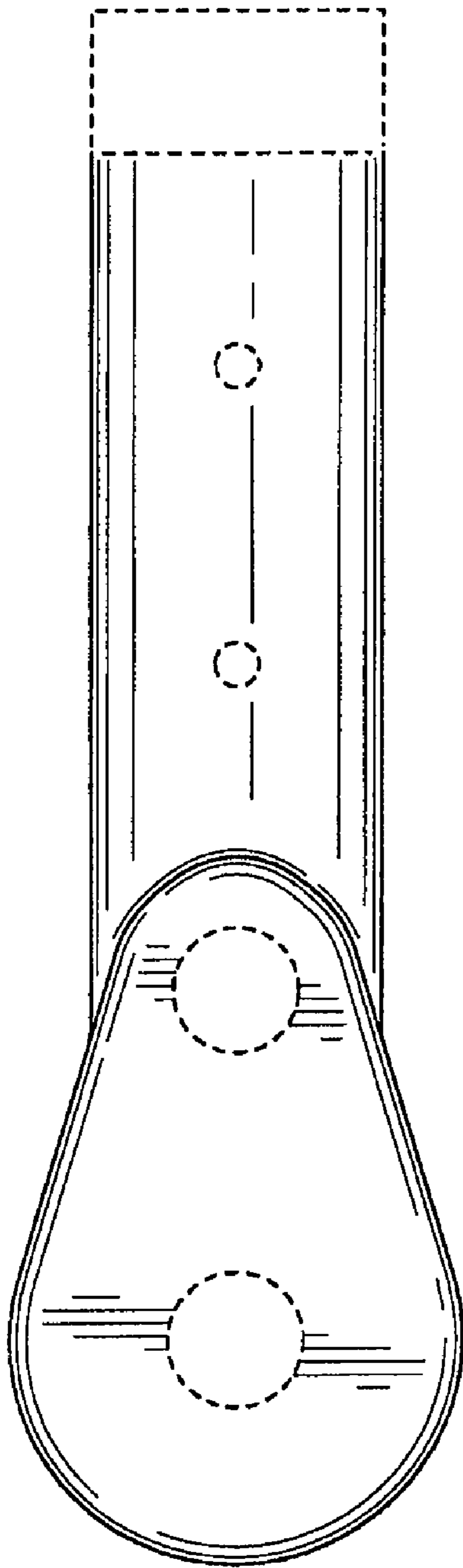


FIG. 2

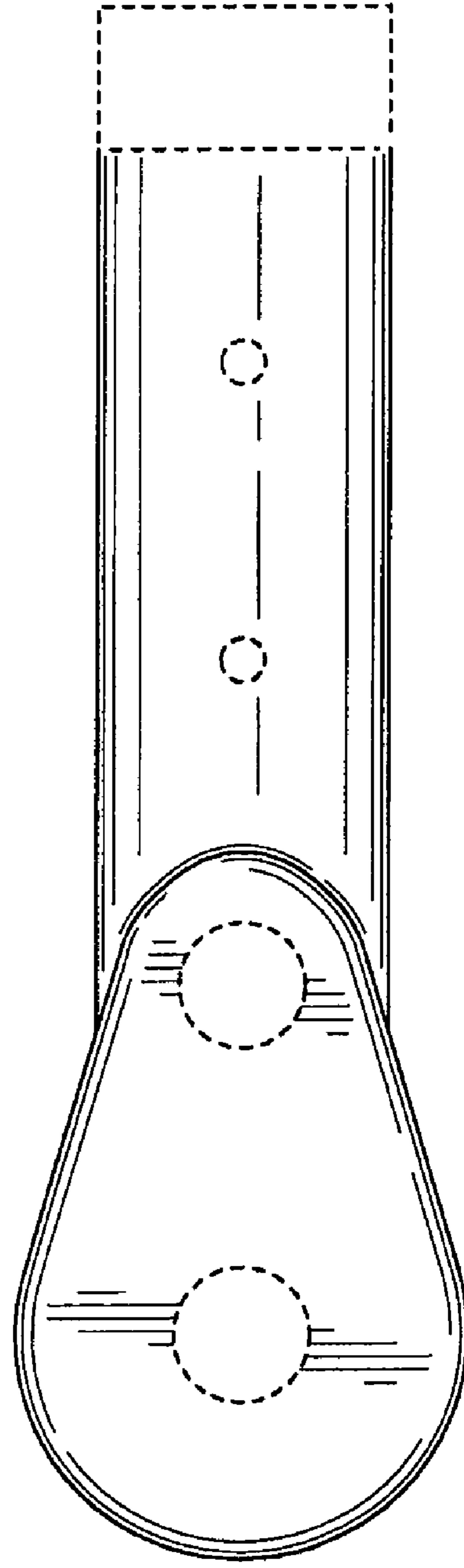


FIG. 3

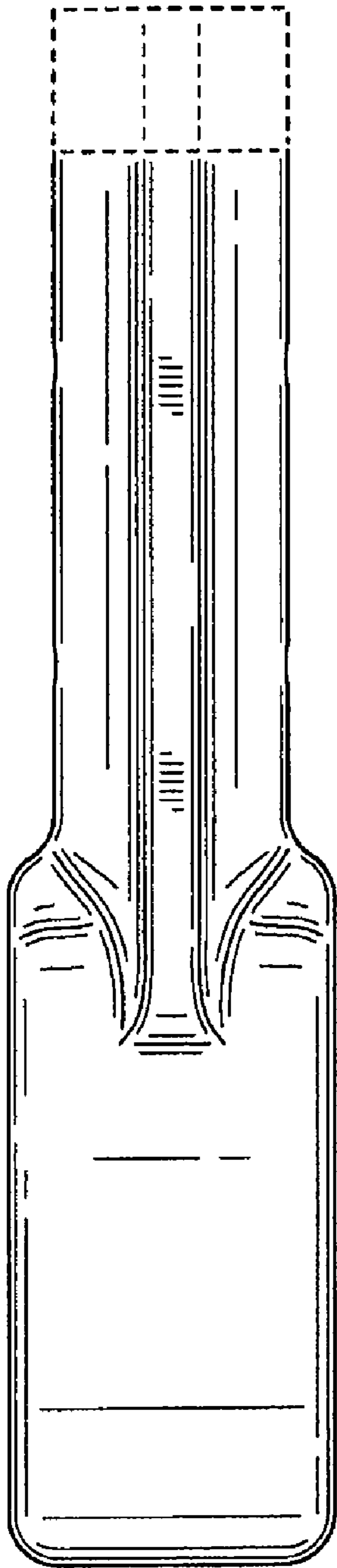


FIG. 4

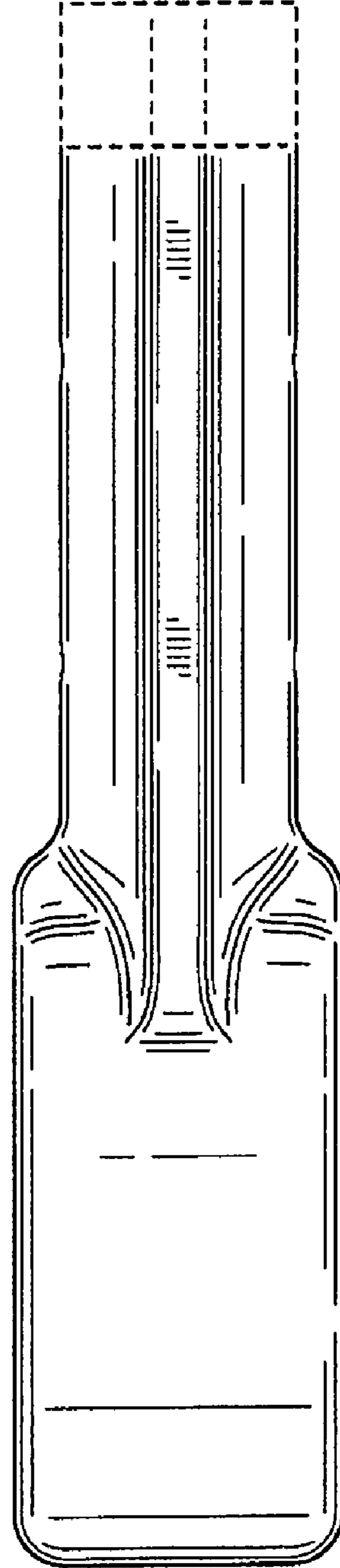


FIG. 5

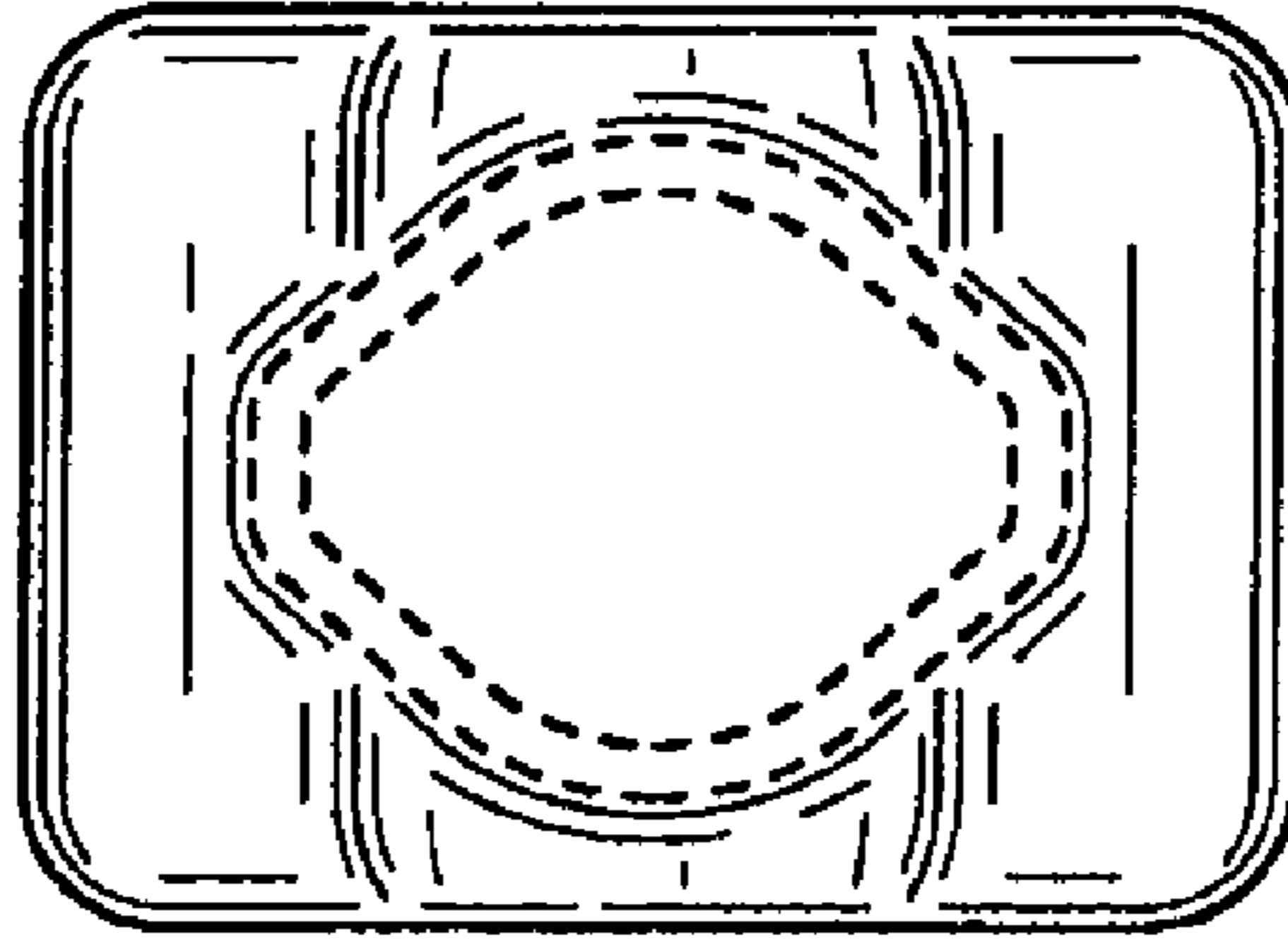


FIG. 6

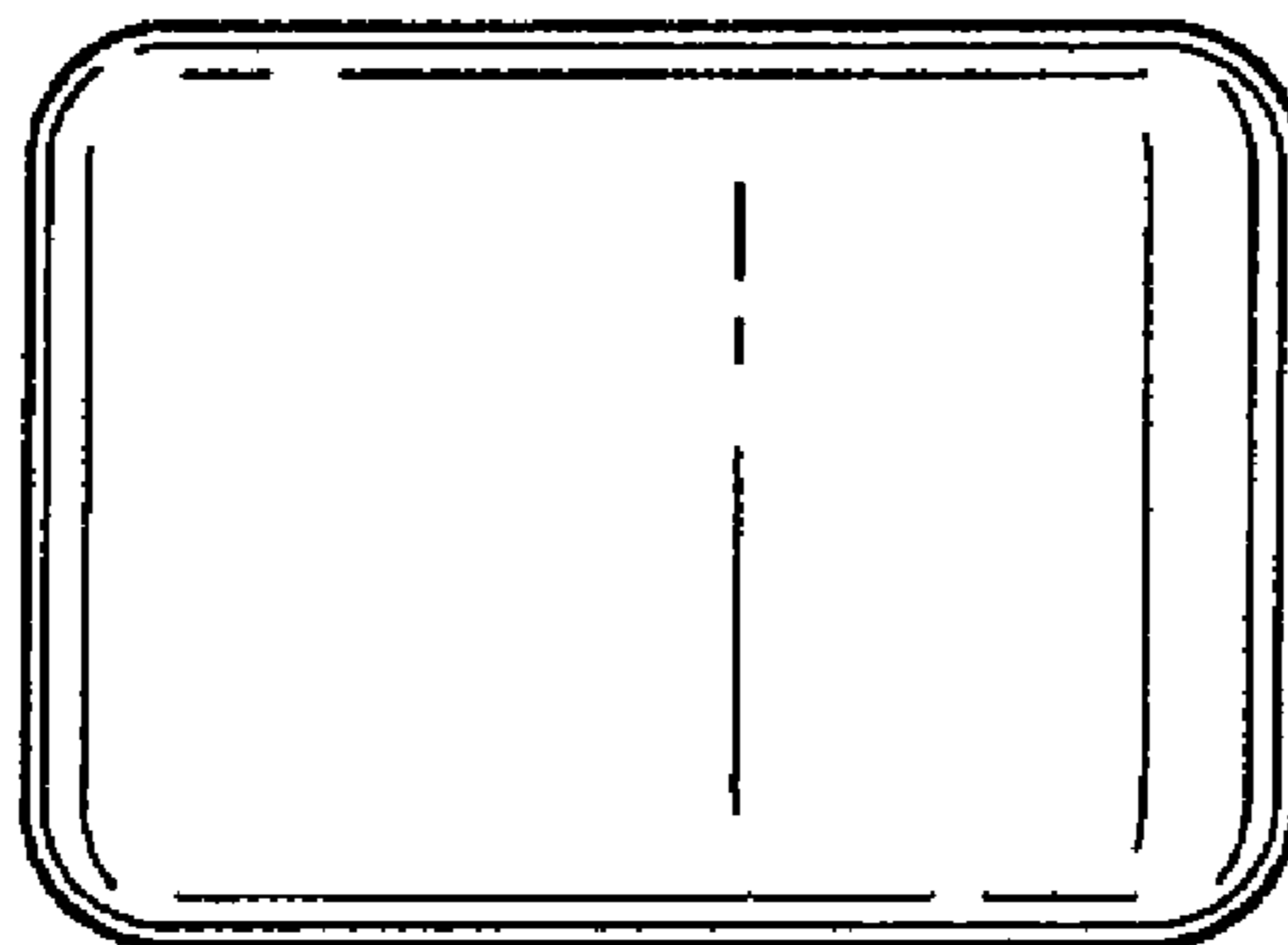


FIG. 7