



US00D585874S

(12) **United States Design Patent**  
**Kim et al.**

(10) **Patent No.:** **US D585,874 S**  
(45) **Date of Patent:** **\*\* Feb. 3, 2009**

(54) **SPEAKER**

(75) Inventors: **Mi Kyung Kim**, Seoul (KR); **Il Soo Yeom**, Seoul (KR)

(73) Assignee: **LG Electronics Inc.**, Seoul (KR)

(\*\*) Term: **14 Years**

(21) Appl. No.: **29/263,901**

(22) Filed: **Aug. 1, 2006**

(30) **Foreign Application Priority Data**

Feb. 3, 2006 (KR) ..... 30-2006-0004038

(51) **LOC (9) Cl.** ..... **14-01**

(52) **U.S. Cl.** ..... **D14/211**

(58) **Field of Classification Search** ..... D14/204,  
D14/210-216, 172; 181/143-144, 147-148,  
181/150-153, 157, 198-199; 381/300-303,  
381/306, 332-333, 345, 361-364, 386-388  
See application file for complete search history.

(56) **References Cited**

**U.S. PATENT DOCUMENTS**

D451,494 S \* 12/2001 Oikawa ..... D14/214

D461,177 S \* 8/2002 Hisatsune ..... D14/211  
D471,891 S \* 3/2003 Oikawa ..... D14/211  
D503,168 S \* 3/2005 Hisatsune ..... D14/211

\* cited by examiner

*Primary Examiner*—Nanda Bondade

(74) *Attorney, Agent, or Firm*—Birch, Stewart, Kolasch & Birch, LLP

(57) **CLAIM**

The ornamental design for a speaker, as shown and described.

**DESCRIPTION**

FIG. 1 is a front, right perspective view of the speaker showing our new design;

FIG. 2 is a front view thereof;

FIG. 3 is a rear view thereof;

FIG. 4 is a left side view thereof, the right side view being a mirror image thereof;

FIG. 5 is a top plan view thereof; and,

FIG. 6 is a bottom plan view thereof.

**1 Claim, 5 Drawing Sheets**

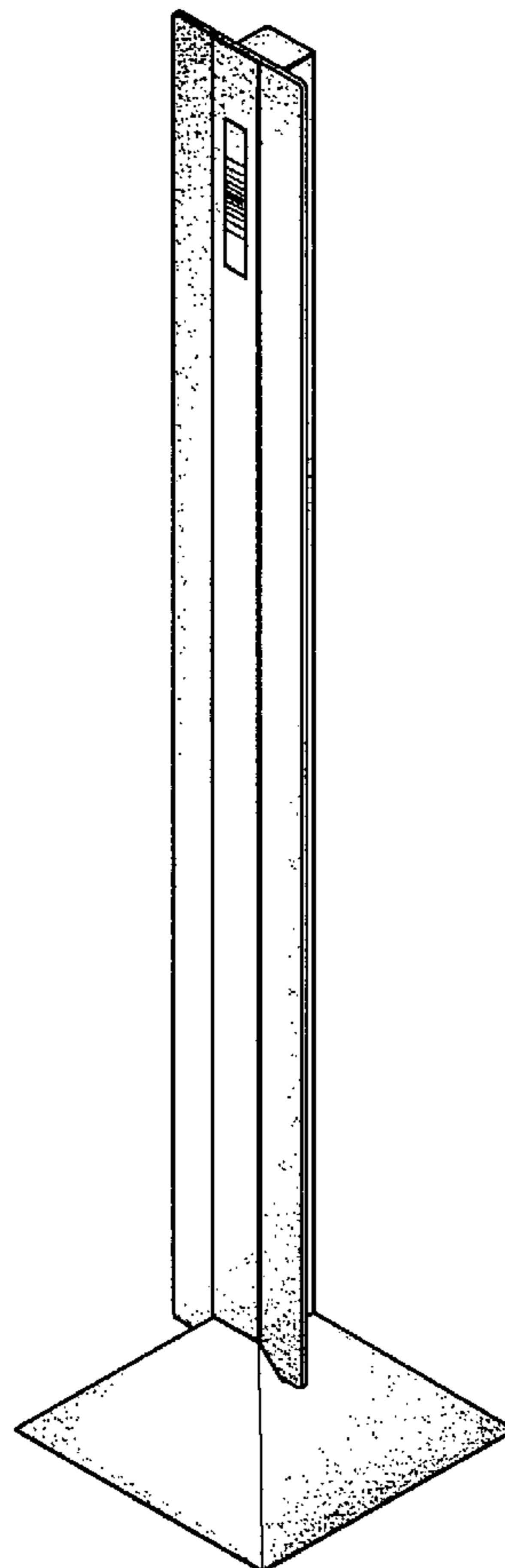


Fig. 1

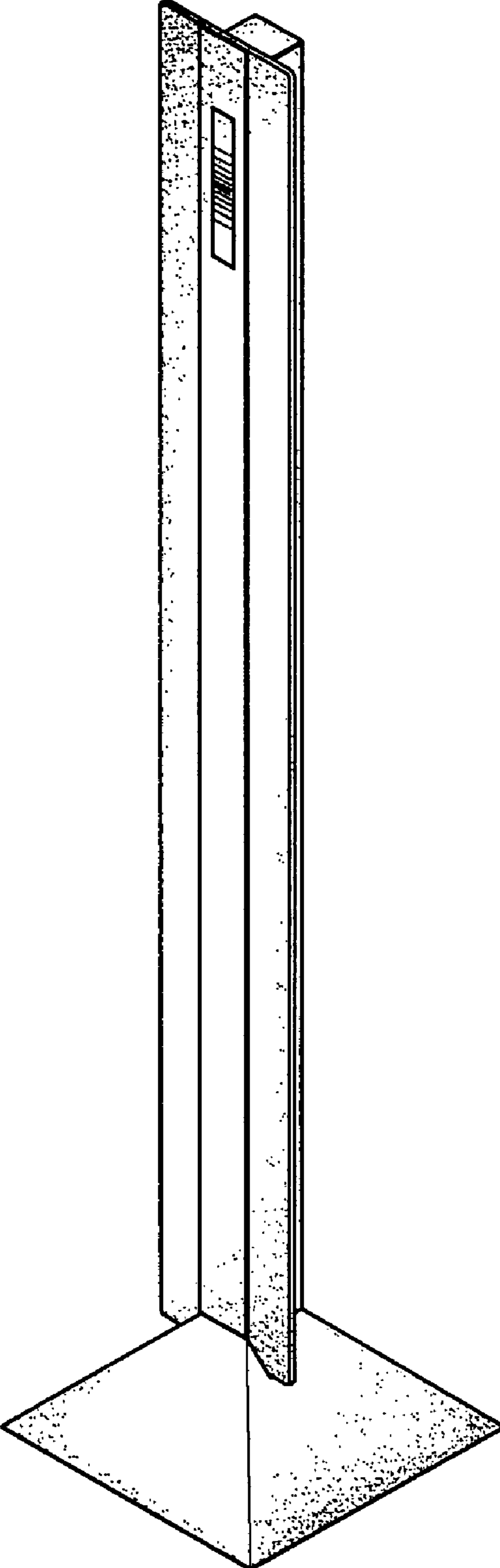


Fig. 2

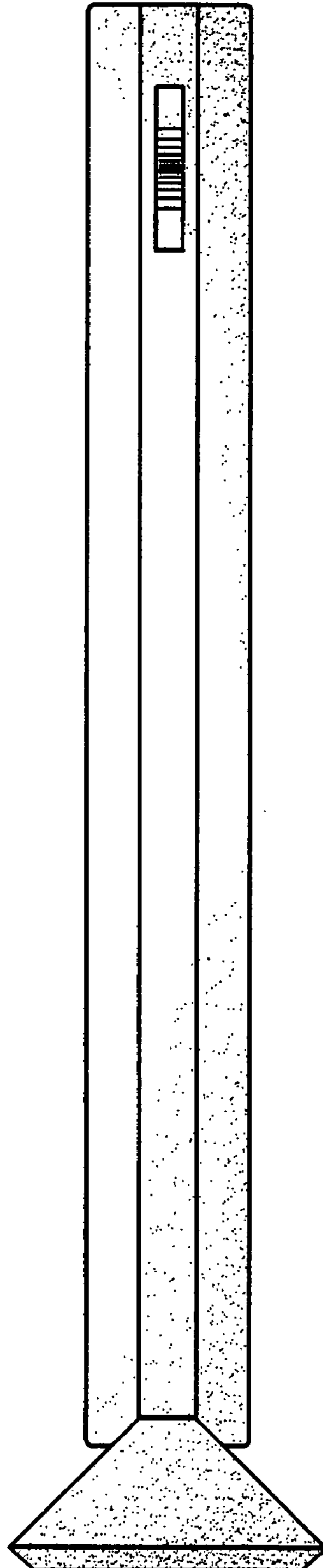


Fig. 3

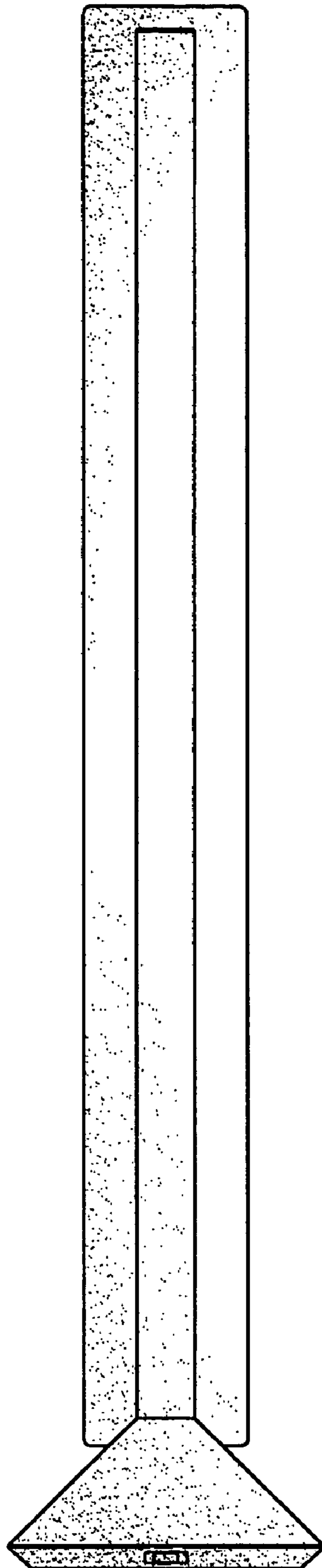


Fig. 4

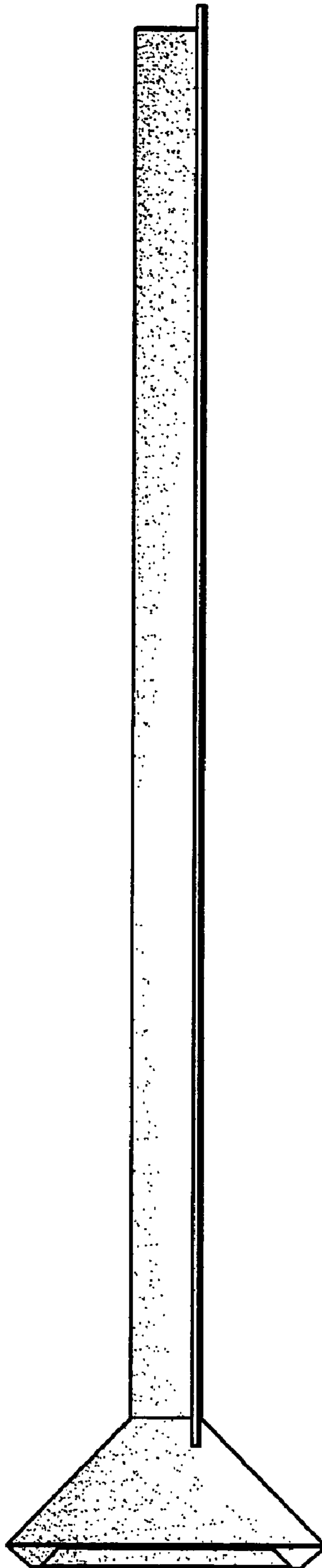


Fig. 5

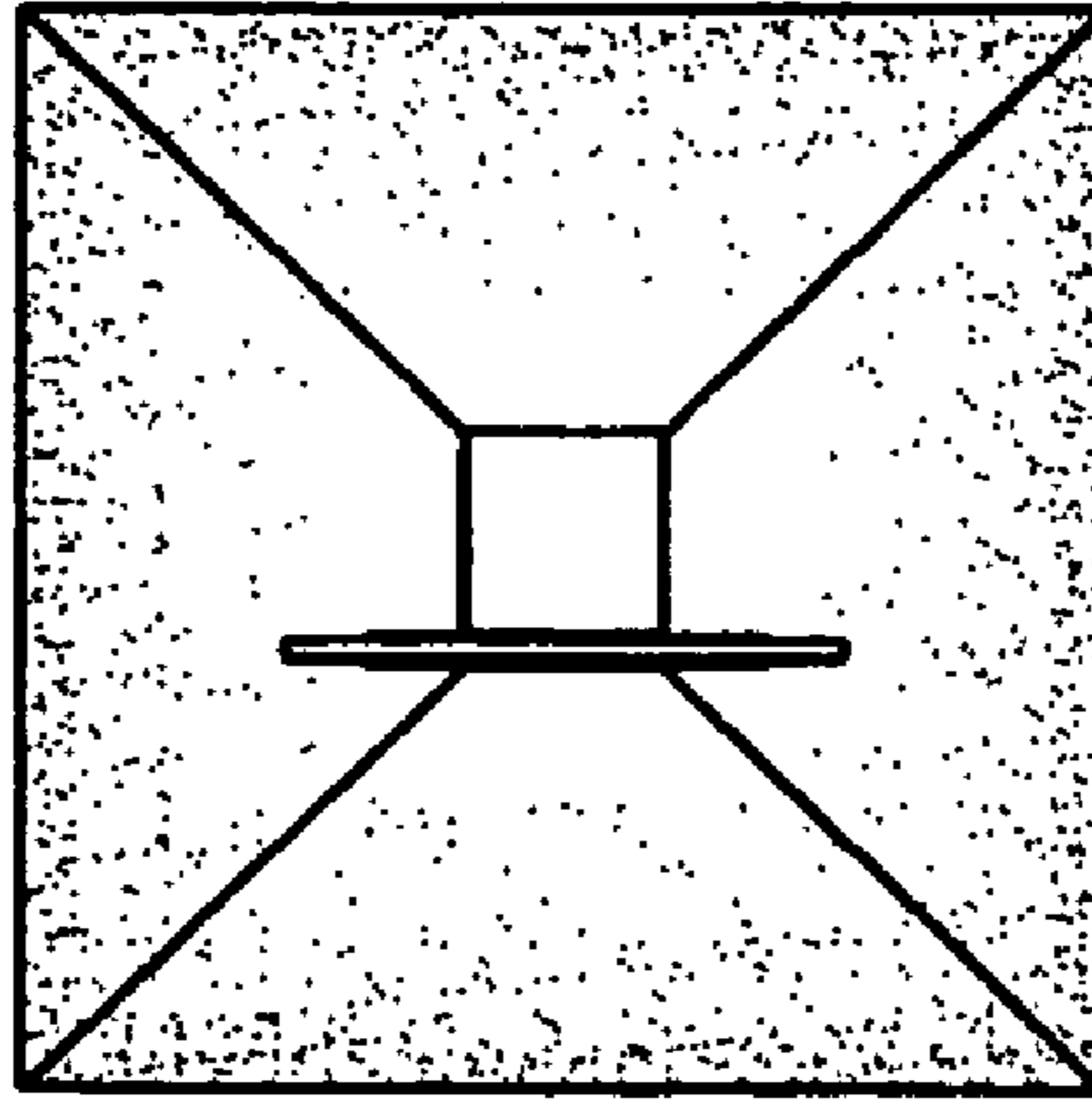


Fig. 6

