



US00D585854S

(12) **United States Design Patent**  
**Shih et al.**

(10) **Patent No.:** **US D585,854 S**

(45) **Date of Patent:** **\*\* \*Feb. 3, 2009**

(54) **DISPLAY**

(75) Inventors: **Wei-Ming Shih**, Chung Ho (TW);  
**Min-Chieh Chai**, Chung Ho (TW)

(73) Assignee: **AmTRAN Technology Co., Ltd.**, Taipei (TW)

(\*) Notice: This patent is subject to a terminal disclaimer.

(\*\*) Term: **14 Years**

(21) Appl. No.: **29/298,113**

(22) Filed: **Nov. 29, 2007**

(51) **LOC (9) Cl.** ..... **14-03**

(52) **U.S. Cl.** ..... **D14/126**

(58) **Field of Classification Search** ..... D14/125-134,  
D14/239, 371, 136, 374-377, 440, 450, 448,  
D14/336, 342; 312/7.2; 348/836, 838, 180,  
348/184, 325, 739; 341/12; 248/917-924,  
248/465; 345/104, 133, 156, 168, 87, 173;  
720/605, 669, 600, 655; 369/99, 197; 455/344,  
455/347; D21/329, 515, 577, 622, 333, 433,  
D21/448, 452, 450, 331; D6/477, 479; 273/148 B;  
446/484, 175, 356; D10/15, 26

See application file for complete search history.

(56) **References Cited**

**U.S. PATENT DOCUMENTS**

D422,974 S \* 4/2000 Imahashi et al. .... D14/375

D488,450 S \* 4/2004 Ohba et al. .... D14/126

D540,276 S \* 4/2007 Naruo ..... D14/126

D540,760 S \* 4/2007 Macey et al. .... D16/134

D555,119 S \* 11/2007 Shih ..... D14/126

D573,958 S \* 7/2008 Shih ..... D14/126

\* cited by examiner

*Primary Examiner*—Raphael Barkai

(57) **CLAIM**

The ornamental design for a display, as shown and described.

**DESCRIPTION**

FIG. 1 is a perspective view of a display showing the new design;

FIG. 2 is a right side elevational view thereof;

FIG. 3 is a top elevational view thereof;

FIG. 4 is a front elevational view thereof;

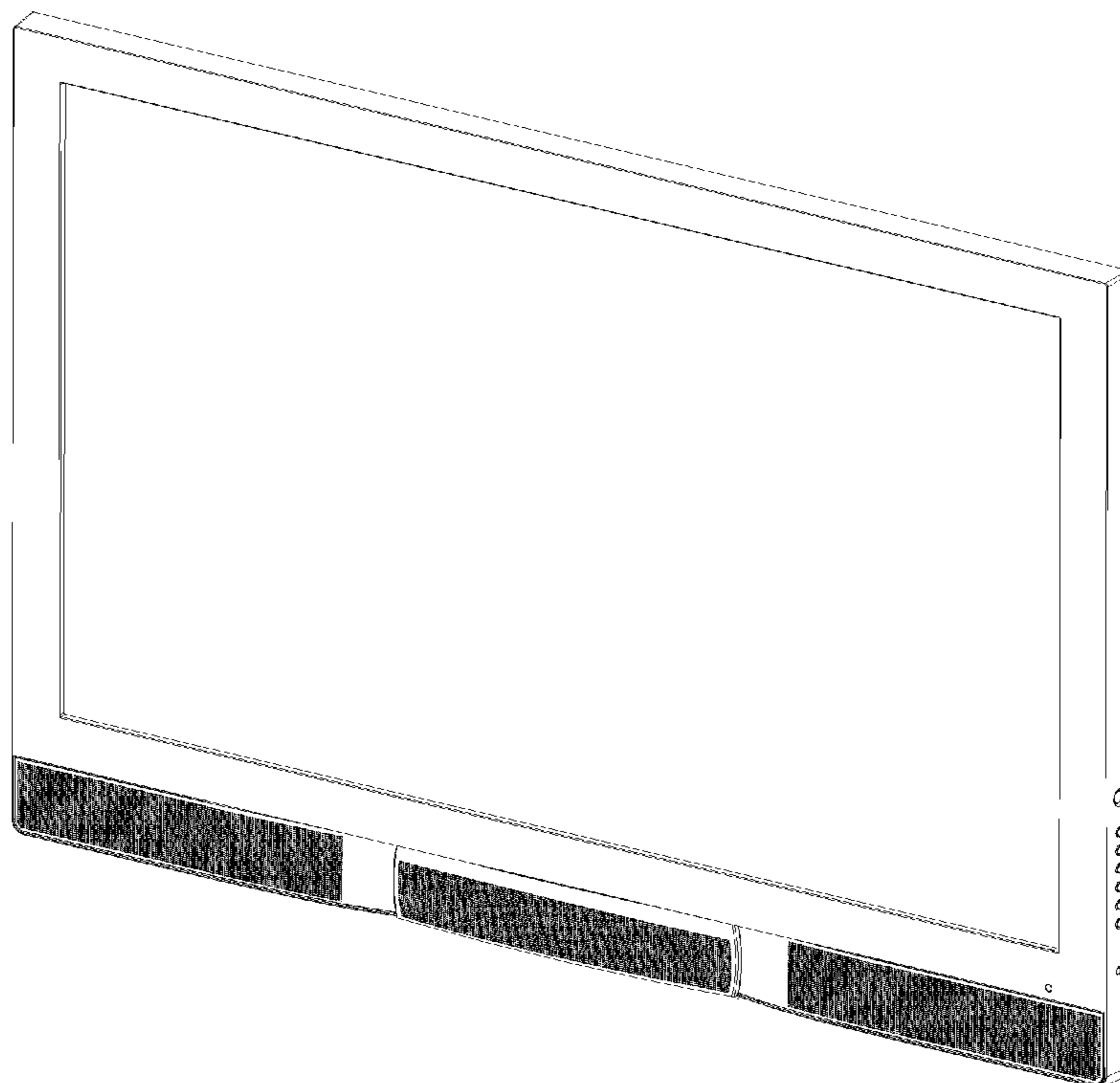
FIG. 5 is a bottom view thereof;

FIG. 6 is a left side elevational view thereof;

FIG. 7 is a bottom view thereof; and,

FIG. 8 is a partially enlarged view showing a detail design on the bottom right corner of the display.

**1 Claim, 8 Drawing Sheets**



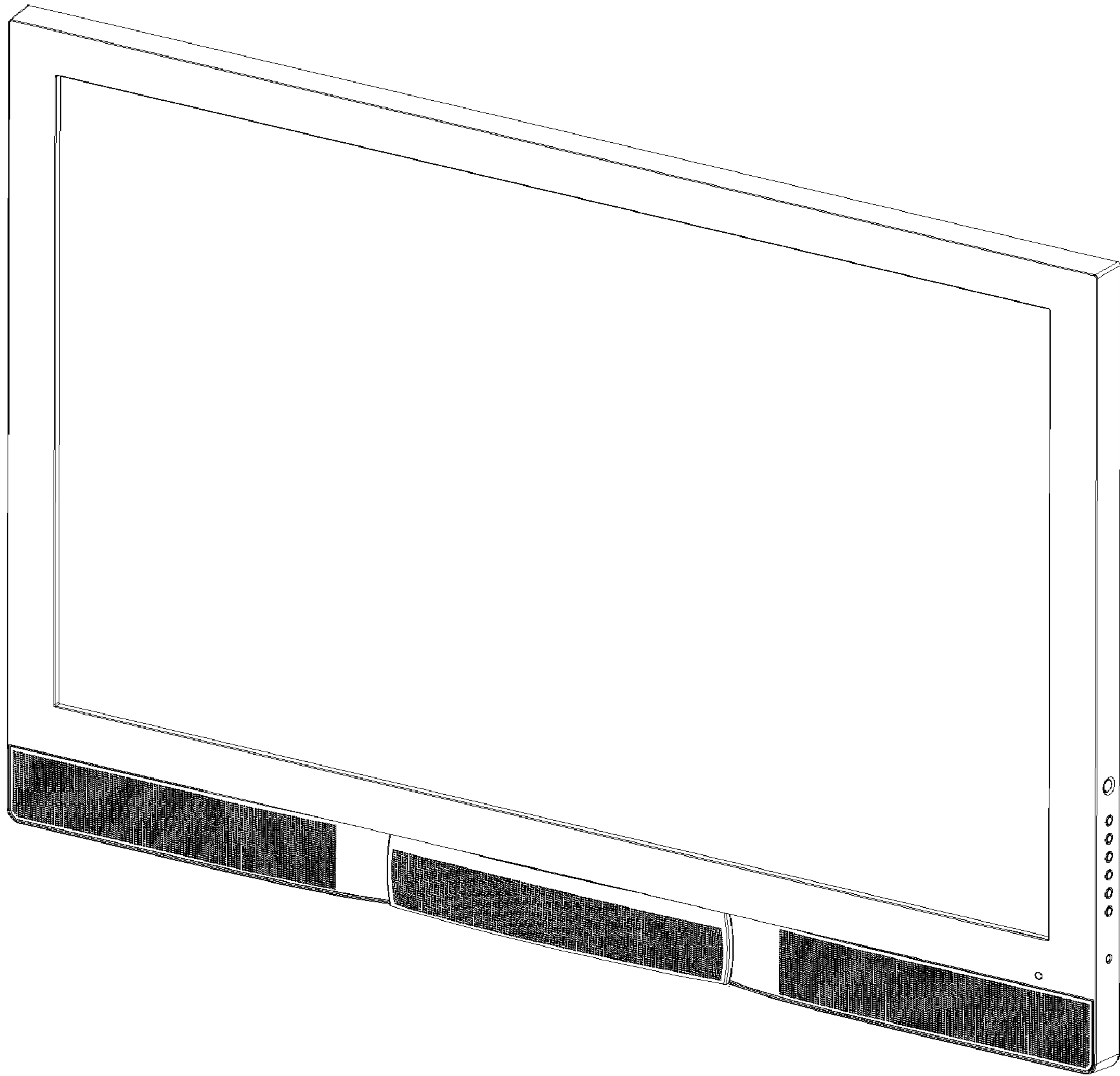


Fig. 1




Fig. 2

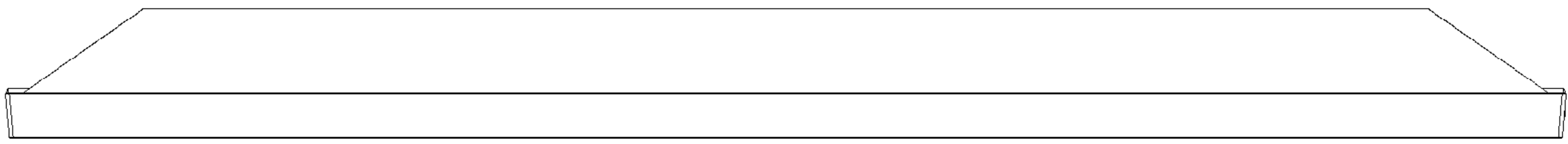


Fig. 3



Fig. 4

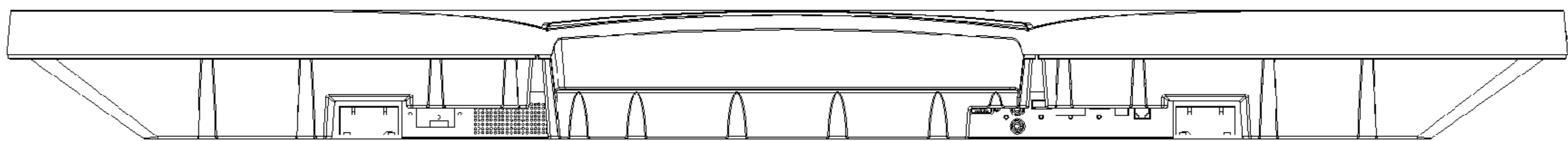


Fig. 5




Fig. 6

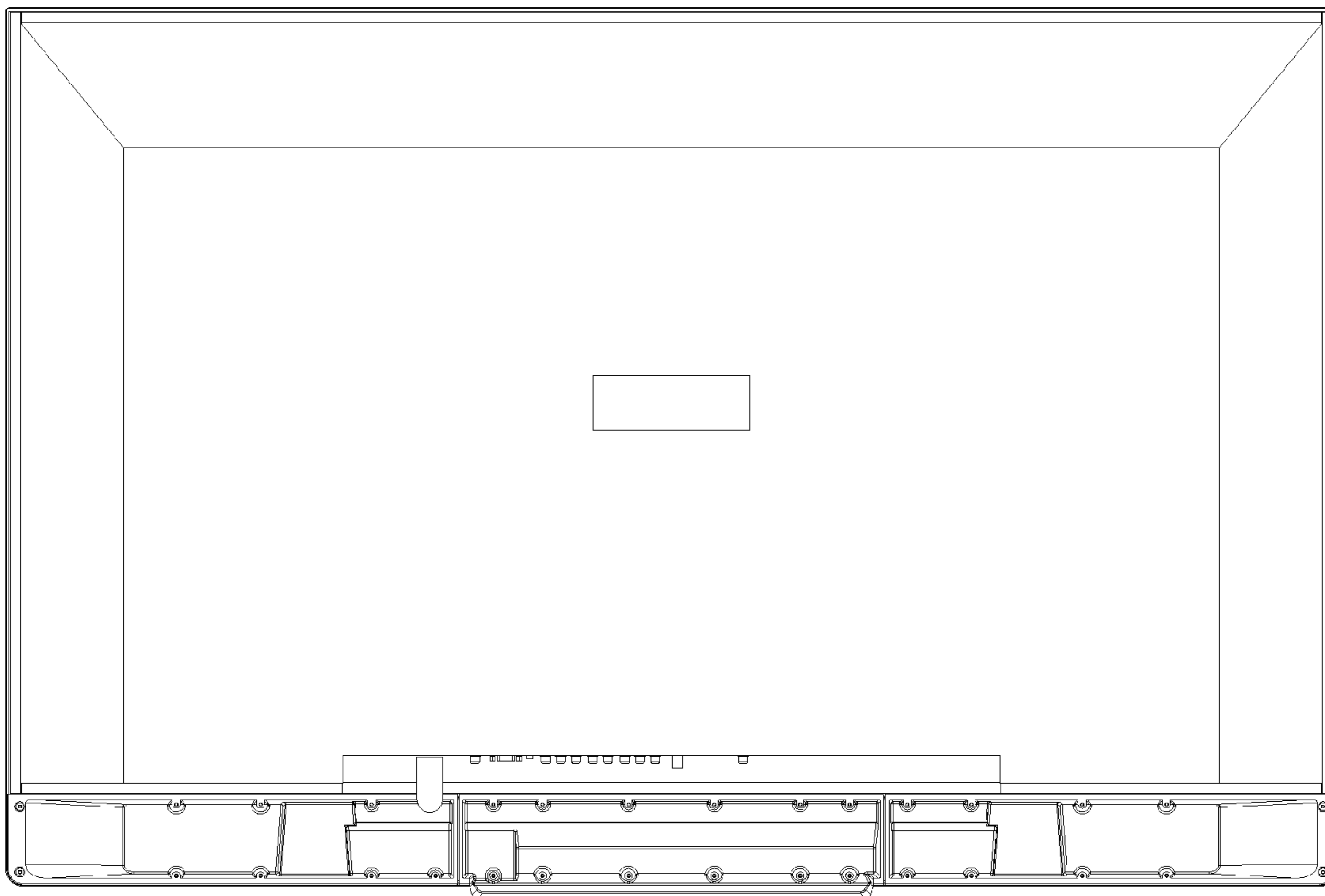


Fig. 7



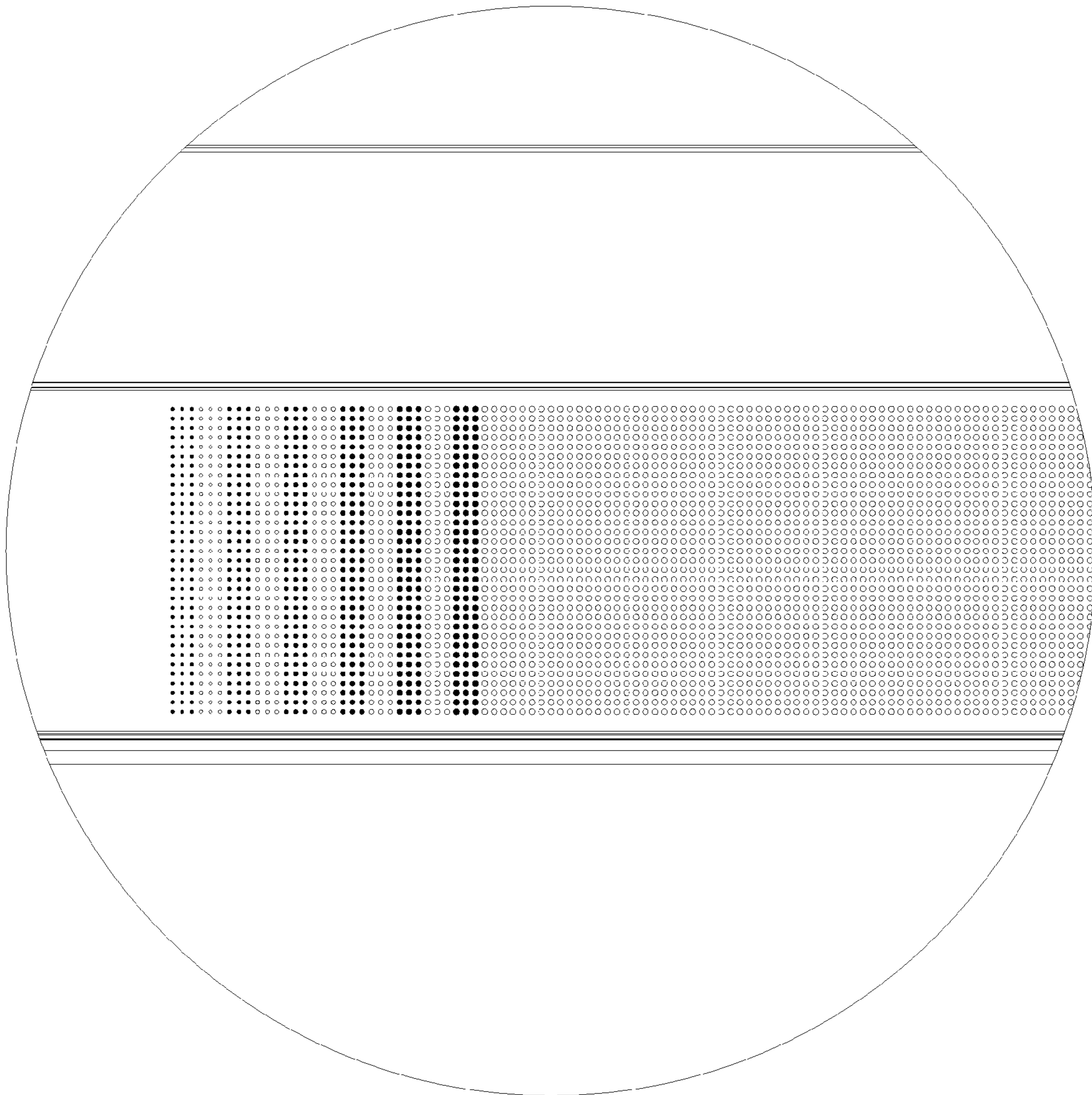


Fig. 8