

US00D585818S

(12) **United States Design Patent**
Frappart

(10) **Patent No.:** **US D585,818 S**

(45) **Date of Patent:** **** Feb. 3, 2009**

(54) **PNEUMATIC TIRE**

D491,133 S * 6/2004 Tahira D12/585

(75) Inventor: **Arnaud Frappart**, Chamalieres (FR)

* cited by examiner

(73) Assignee: **Michelin Recherche Et Technique S.A.**,
Granges-Paccot (CH)

Primary Examiner—Robert M Spear

Assistant Examiner—George D Kirschbaum

(74) *Attorney, Agent, or Firm*—Buchanan Ingersoll &
Rooney PC

(**) Term: **14 Years**

(21) Appl. No.: **29/270,458**

(57) **CLAIM**

(22) Filed: **Dec. 26, 2006**

The ornamental design for a pneumatic tire, as shown and described.

(30) **Foreign Application Priority Data**

Jun. 23, 2006 (EM) 000549571-0001

DESCRIPTION

(51) **LOC (9) Cl.** **12-15**

FIG. 1 is a perspective view showing my new pneumatic tire design.

(52) **U.S. Cl.** **D12/584; D12/597**

FIG. 2 is an end elevational view of the pneumatic tire design shown in FIG. 1, taken in a direction perpendicular to the tire's axis of rotation; and,

(58) **Field of Classification Search** D12/505–603;
152/209.1, 209.12, 209.18, 209.25
See application file for complete search history.

FIG. 3 is a side elevational view of FIG. 2, taken in a direction parallel to the tire's axis of rotation.

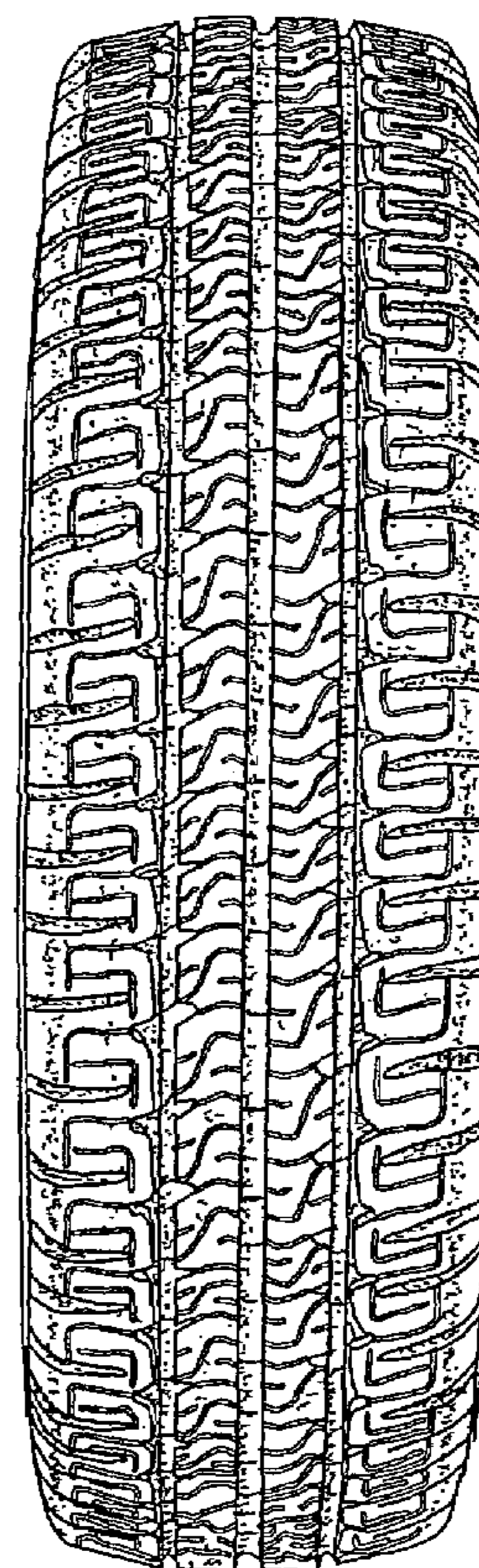
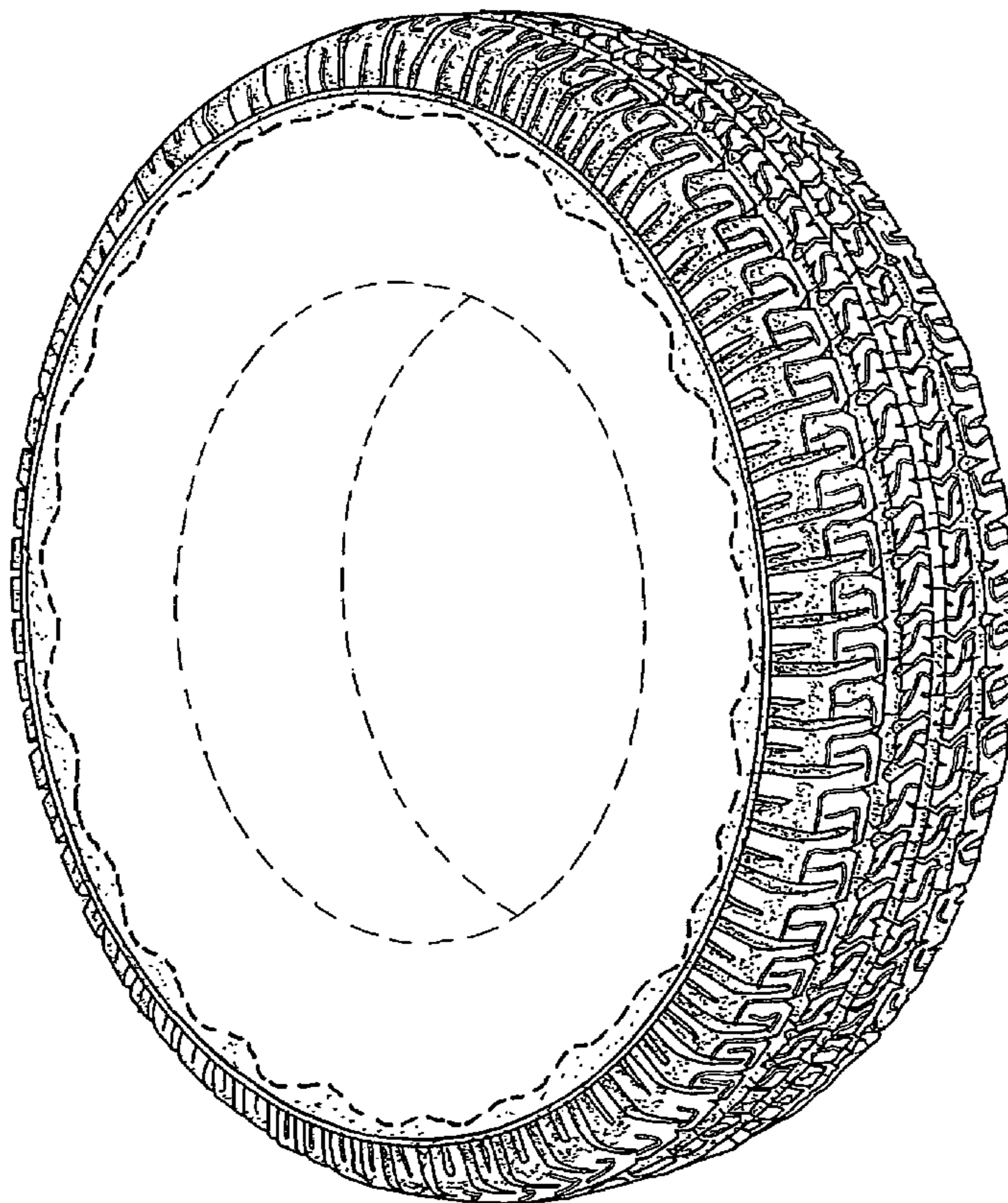
(56) **References Cited**

U.S. PATENT DOCUMENTS

D335,841 S * 5/1993 Caretta et al. D12/597
D386,471 S * 11/1997 Attinello D12/581
D389,788 S * 1/1998 Galante et al. D12/597
D414,726 S * 10/1999 Matsuda D12/585
D446,480 S * 8/2001 Guspodin et al. D12/603
D450,271 S * 11/2001 Wallet et al. D12/585

The tread pattern is understood to repeat uniformly throughout the circumference of the tire, as shown schematically in solid lines. The dash-dot-dash lines delineating the claim boundaries and the broken lines depicting the unclaimed tire sidewall form no part of the claim.

1 Claim, 3 Drawing Sheets



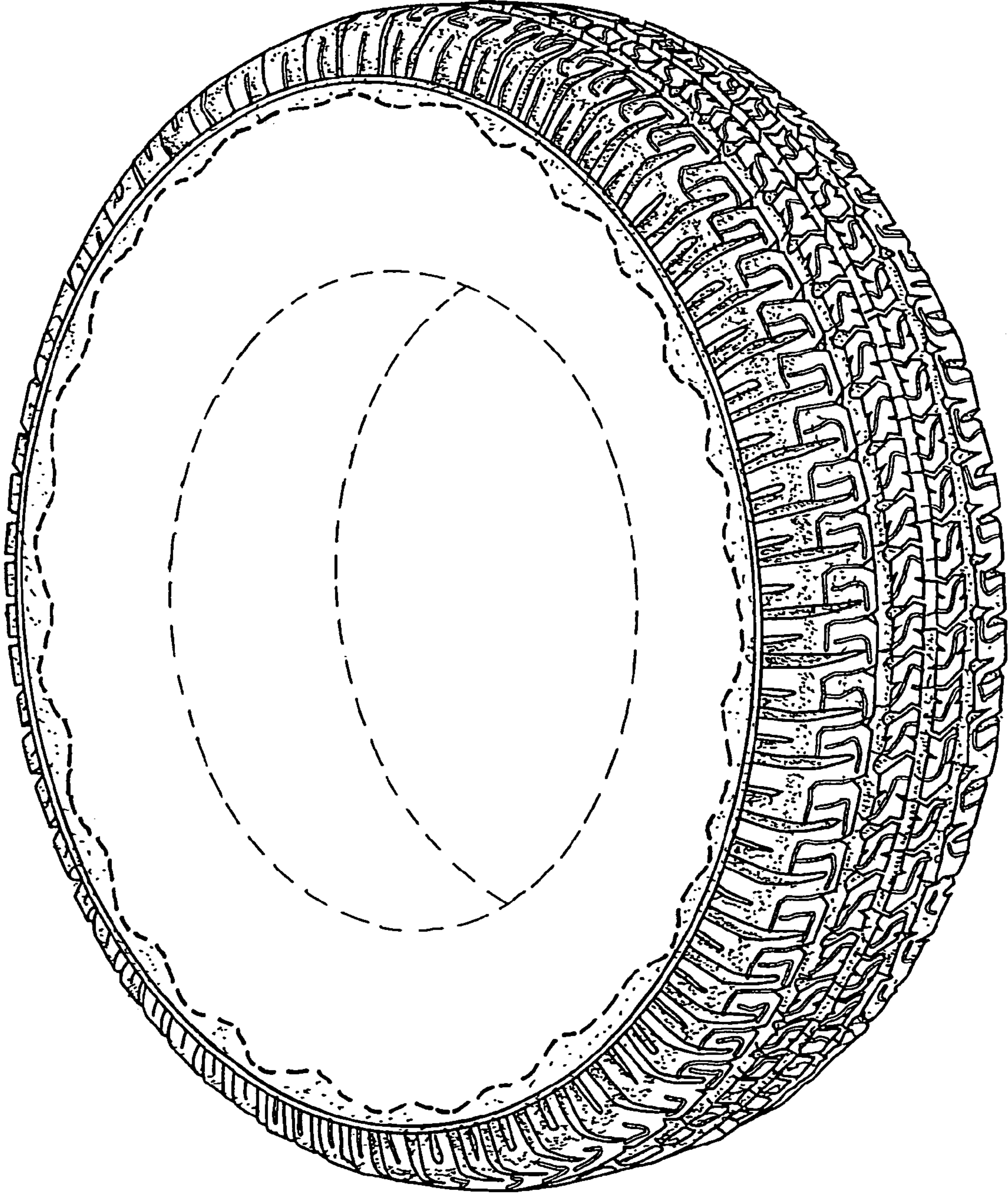


FIG. 1

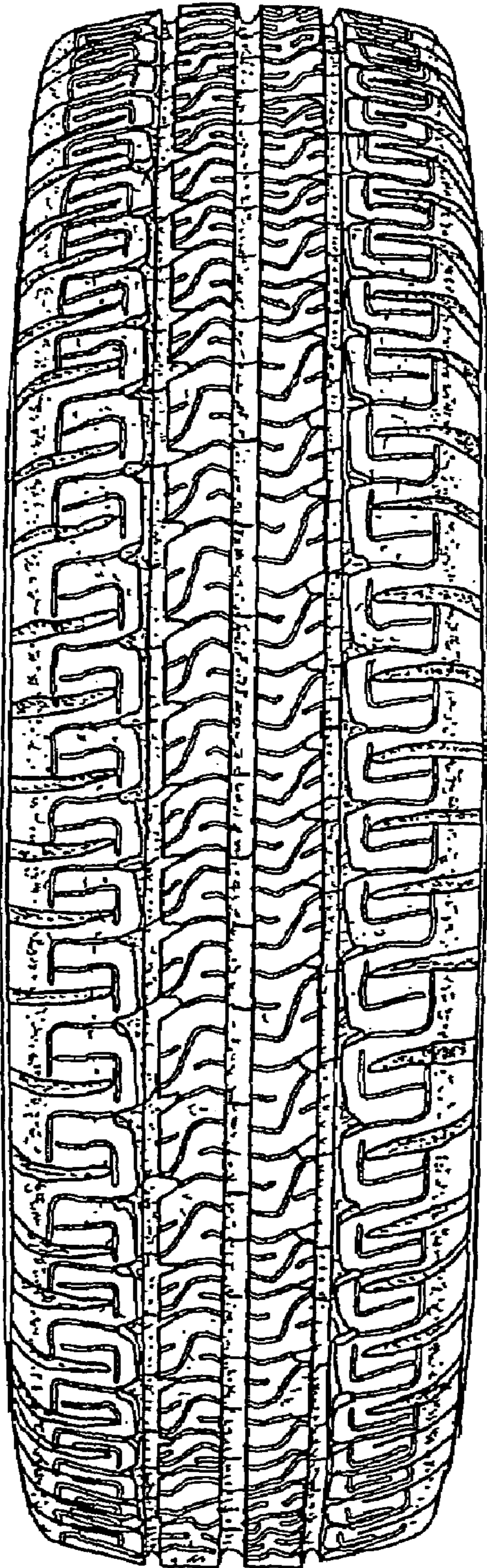


FIG. 2

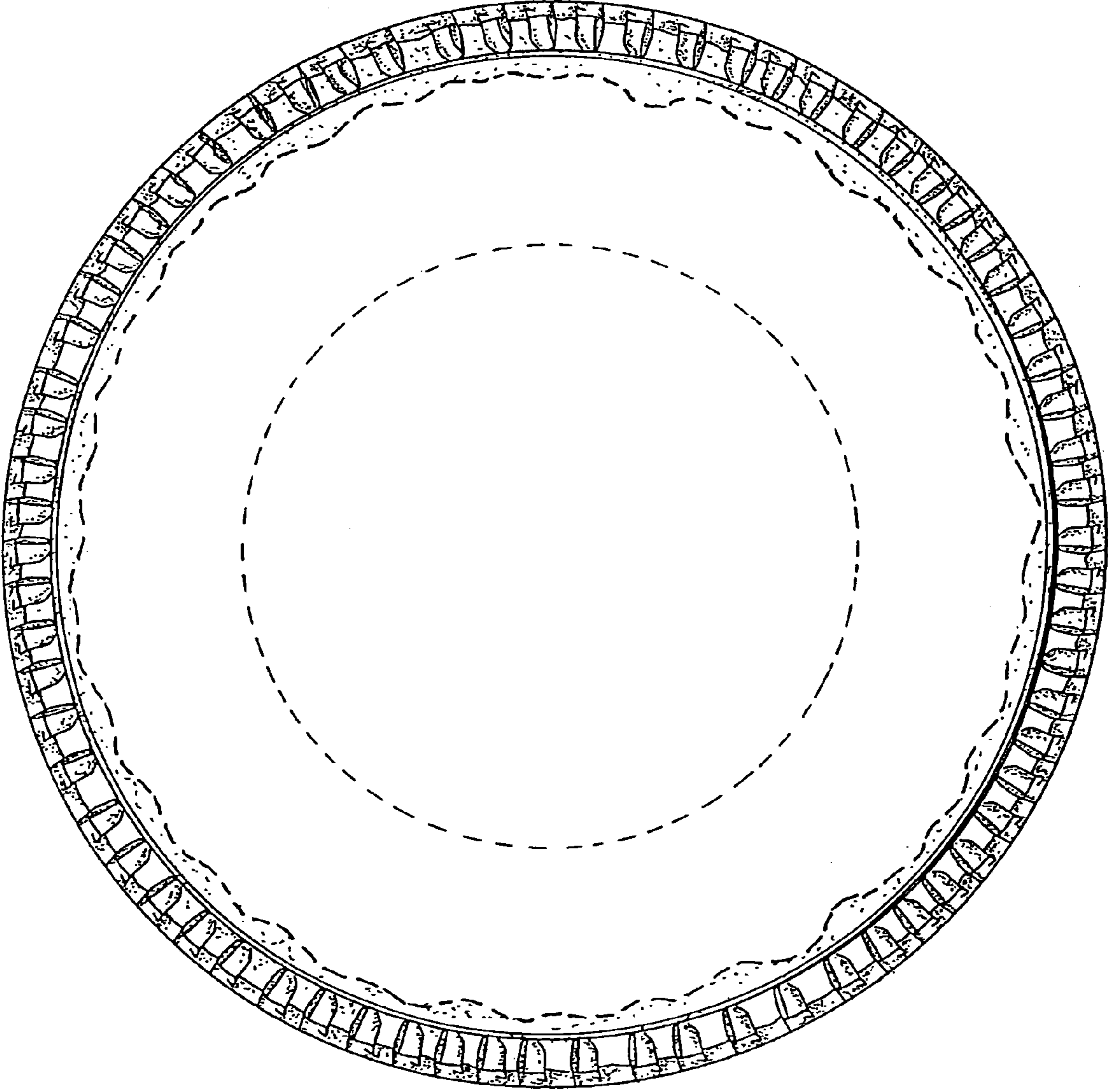


FIG. 3