



US00D585816S

(12) **United States Design Patent**  
**Campana**

(10) **Patent No.:** **US D585,816 S**

(45) **Date of Patent:** **\*\* Feb. 3, 2009**

(54) **PNEUMATIC TIRE**

(75) Inventor: **Luigi Campana**, Milan (IT)

(73) Assignee: **Pirelli Tyre S.p.A.**, Milan (IT)

(\*\*) Term: **14 Years**

(21) Appl. No.: **29/265,338**

(22) Filed: **Aug. 30, 2006**

(30) **Foreign Application Priority Data**

Mar. 13, 2006 (EM) ..... 000493689-0001/0002

(51) **LOC (9) Cl.** ..... **12-15**

(52) **U.S. Cl.** ..... **D12/584; D12/605; D12/900**

(58) **Field of Classification Search** ..... D12/505-603;  
152/209.1, 209.12, 209.18, 209.25

See application file for complete search history.

(56) **References Cited**

**U.S. PATENT DOCUMENTS**

- D397,647 S \* 9/1998 Young ..... D12/595
- D451,860 S \* 12/2001 Schuster et al. .... D12/600
- D470,454 S \* 2/2003 Helt ..... D12/582
- D481,992 S \* 11/2003 Harden et al. .... D12/595

- D534,484 S \* 1/2007 Feider et al. .... D12/584
- D554,053 S \* 10/2007 Feider et al. .... D12/588
- D554,576 S \* 11/2007 Suzuki ..... D12/588

\* cited by examiner

*Primary Examiner*—Robert M Spear

*Assistant Examiner*—George D Kirschbaum

(74) *Attorney, Agent, or Firm*—Finnegan, Henderson, Farabow, Garrett & Dunner, L.L.P.

(57) **CLAIM**

The ornamental design for the pneumatic tire, as shown and described.

**DESCRIPTION**

FIG. 1 is a front-perspective view of a pneumatic tire of my new design;

FIG. 2 is a left side view thereof;

FIG. 3 is a right side view thereof;

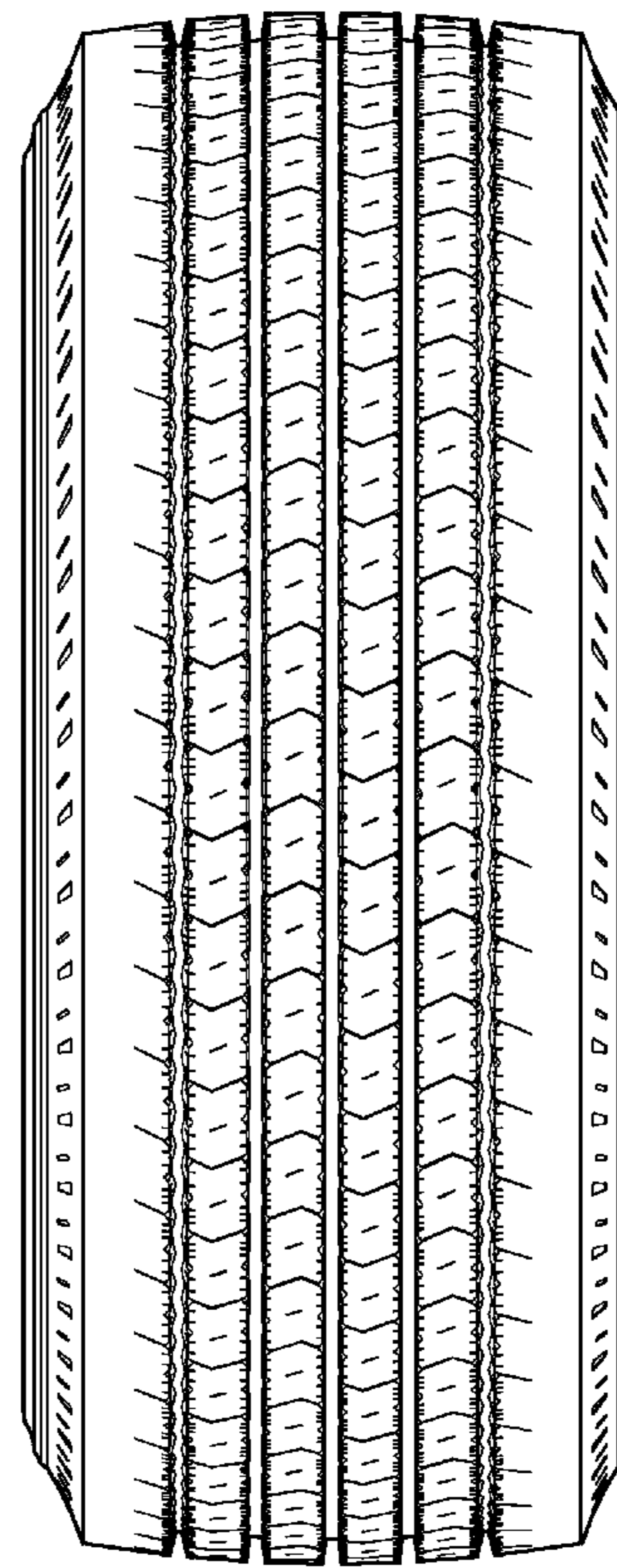

FIG. 4 is a front view thereof;

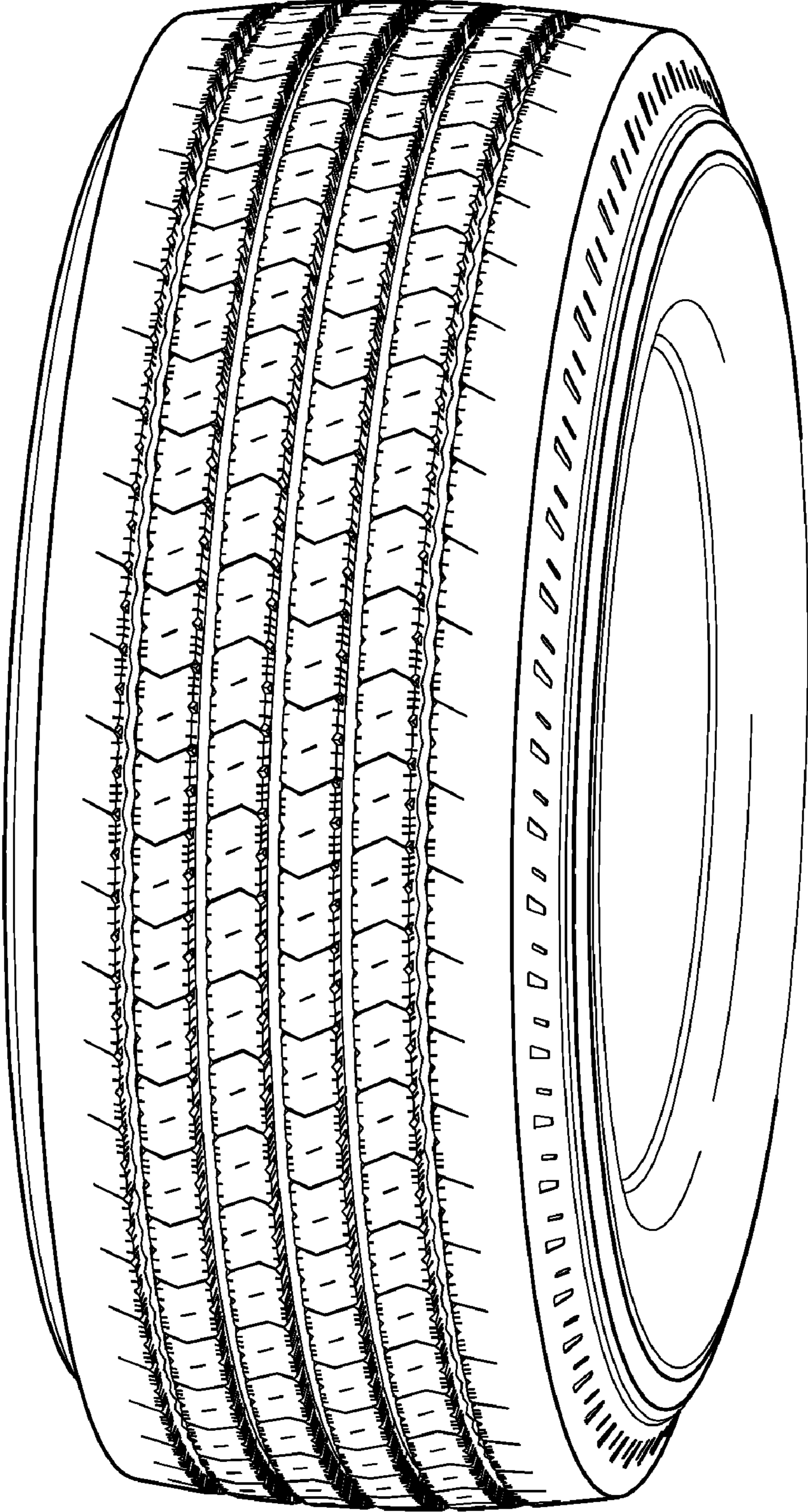
FIG. 5 is a rear view thereof;

FIG. 6 is a top view thereof; and,

FIG. 7 is a bottom view thereof.


**1 Claim, 7 Drawing Sheets**






**FIG. 1**







**FIG. 2**



**FIG. 3**




**FIG. 4**




**FIG. 5**





**FIG. 6**



**FIG. 7**