



US00D585797S

(12) **United States Design Patent**  
**Suzuki et al.**

(10) **Patent No.:** **US D585,797 S**  
(45) **Date of Patent:** **\*\* Feb. 3, 2009**

(54) **REAR BUMPER FOR AN AUTOMOBILE**

(75) Inventors: **Hiroaki Suzuki**, Toyota (JP); **Yoshikazu Shouji**, Yokosuka (JP)

(73) Assignee: **Toyota Jidosha Kabushiki Kaisha**, Tokyo (JP)

(\*\*) Term: **14 Years**

(21) Appl. No.: **29/281,081**

(22) Filed: **Jun. 14, 2007**

(30) **Foreign Application Priority Data**

Dec. 15, 2006 (JP) ..... 2006-034510

(51) **LOC (9) Cl.** ..... **12-16**

(52) **U.S. Cl.** ..... **D12/169**

(58) **Field of Classification Search** ..... D12/169,  
D12/163, 167, 400, 90-92, 86, 196; 296/193.1,  
296/181.1; 293/102, 113, 115, 117, 120  
See application file for complete search history.

(56) **References Cited**

**U.S. PATENT DOCUMENTS**

- D419,931 S \* 2/2000 Horbury et al. .... D12/169
- D494,898 S \* 8/2004 Metros et al. .... D12/169
- D540,223 S \* 4/2007 Sumigama ..... D12/169
- D545,733 S \* 7/2007 Hamano ..... D12/169
- D556,652 S \* 12/2007 Leclercq ..... D12/169
- D563,291 S \* 3/2008 Nishihama et al. .... D12/169
- D563,844 S \* 3/2008 Kodama et al. .... D12/169

- D564,426 S \* 3/2008 Okue ..... D12/169
- D564,433 S \* 3/2008 Sato ..... D12/196
- D570,750 S \* 6/2008 Sato et al. .... D12/169
- D570,752 S \* 6/2008 Hirose ..... D12/169

**OTHER PUBLICATIONS**

Toyota, Scion t2B, Car Styling, Jul. 31, 2005, p. 33, No. 167, Sanei-Shobo Publishing Co., Ltd.

Honda, Mobilio, All album of Japanese cars and imported cars 2004-2005 Best 400, Jul. 1, 2004, p. 75, Kotsu Times Co., Ltd.

Mitsubishi, ek Wagon, Brochure of ek Wagon, Sep. 2006, Mitsubishi Motors Corporation.

\* cited by examiner

*Primary Examiner*—Philip S Hyder

*Assistant Examiner*—Cynthia Underwood

(74) *Attorney, Agent, or Firm*—SAIDMAN DesignLaw Group

(57) **CLAIM**

The ornamental design for a rear bumper for an automobile, as shown and described.

**DESCRIPTION**

FIG. 1 is a front perspective view of a rear bumper for an automobile showing our new design;


FIG. 2 is front view thereof;

FIG. 3 is a right-side view thereof;

FIG. 4 is a top view thereof; and,

FIG. 5 is a bottom view thereof.

**1 Claim, 2 Drawing Sheets**



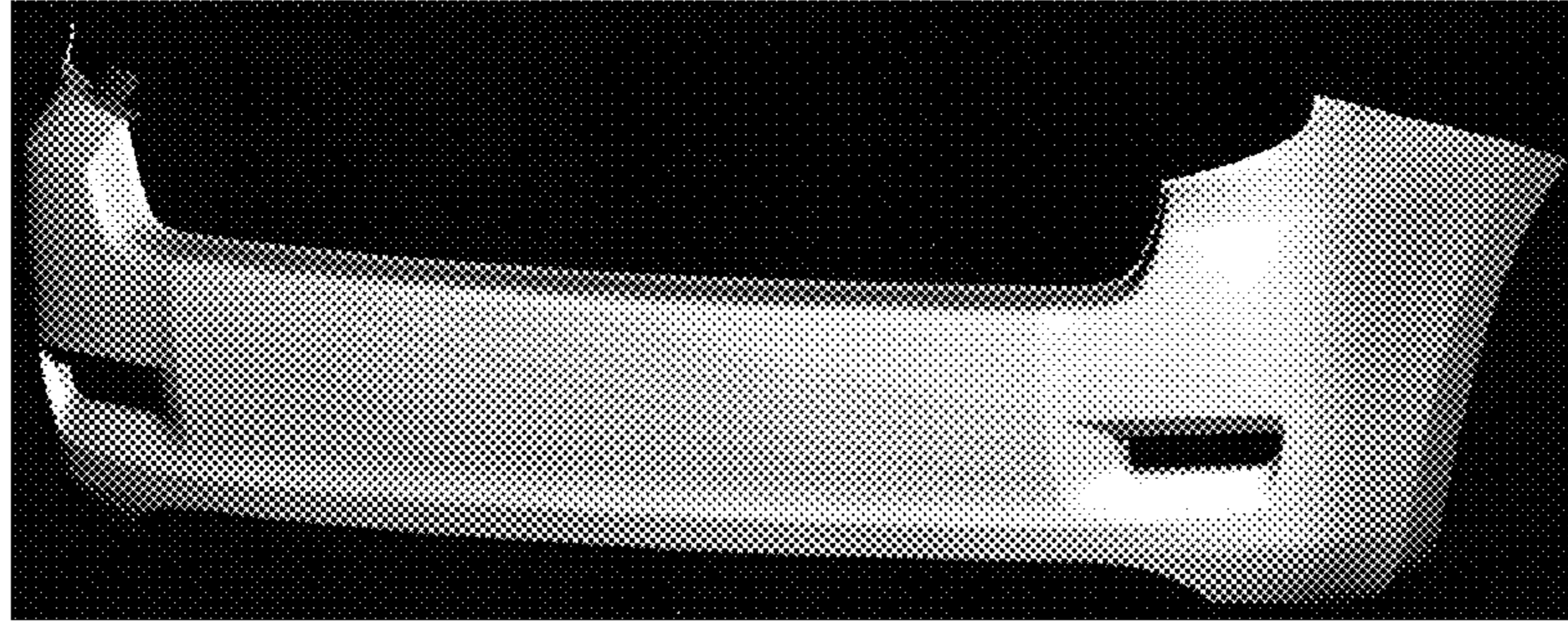


FIG. 1




FIG. 2




FIG. 3




FIG. 4




FIG. 5