



US00D585786S

(12) **United States Design Patent**
Newman-Schwartz

(10) **Patent No.:** **US D585,786 S**
(45) **Date of Patent:** **** Feb. 3, 2009**

(54) **POT COVER**

(76) **Inventor:** **Lori Newman-Schwartz**, 1 Templar Way, Livingston, NJ (US) 07039-4209

(**) **Term:** **14 Years**

(21) **Appl. No.:** **29/290,405**

(22) **Filed:** **Dec. 3, 2007**

(51) **LOC (9) Cl.** **11-02**

(52) **U.S. Cl.** **D11/151; D11/153**

(58) **Field of Classification Search** D6/403-405, D6/556; D11/143-156; D19/77, 81, 84; D25/100; D26/9, 16, 19; D34/1-11; D99/5, D99/19; 47/32.7, 33, 39, 41.01, 41.1, 41.11-41.15, 47/44-47, 65.5, 65.9, 66.1, 66.2, 66.6, 66.7, 47/67-71

See application file for complete search history.

D346,135 S *	4/1994	Carlson	D11/153
5,870,856 A	2/1999	Friend	47/65.7
D489,642 S *	5/2004	Brumlow	D11/143
D504,353 S *	4/2005	Harbaugh	D11/152
D509,767 S *	9/2005	Harbaugh	D11/153
D569,763 S *	5/2008	Schmidt	D11/152
2002/0184821 A1	12/2002	Campeau	47/721
2003/0150159 A1	8/2003	Kennedy	47/72
2004/0231241 A1	11/2004	Lepoutre	47/72
2007/0028519 A1	2/2007	Seibel et al.	47/72

* cited by examiner

Primary Examiner—Caron Veynar

Assistant Examiner—Garth Rademaker

(74) *Attorney, Agent, or Firm*—Jacobson Holman PLLC

(57) **CLAIM**

The ornamental design for a pot cover, as shown and described.

(56) **References Cited**

U.S. PATENT DOCUMENTS

767,175 A	8/1904	Sibole	
D47,352 S *	5/1915	Wilmarth D11/152
1,486,705 A	3/1924	Walker	
D65,842 S *	10/1924	Anderson et al. D11/151
D69,745 S *	3/1926	Connor D9/506
1,856,179 A	5/1932	Wells	
D116,226 S *	8/1939	Garten D34/4
D171,664 S *	3/1954	Rosenberg D11/151
2,884,741 A	5/1959	Lange	
D223,464 S *	4/1972	Tisset D11/143
D319,606 S *	9/1991	Etro D11/153

DESCRIPTION

FIG. 1 is a perspective view of a pot cover, showing my new design;

FIG. 2 is a front elevation view thereof, the rear elevation view being identical thereto;

FIG. 3 is a right side elevation view thereof, the left side elevation view being identical thereto;

FIG. 4 is a top plan view thereof; and,

FIG. 5 is a bottom plan view thereof.

1 Claim, 3 Drawing Sheets




FIG. 1




FIG. 2




FIG. 3




FIG. 4

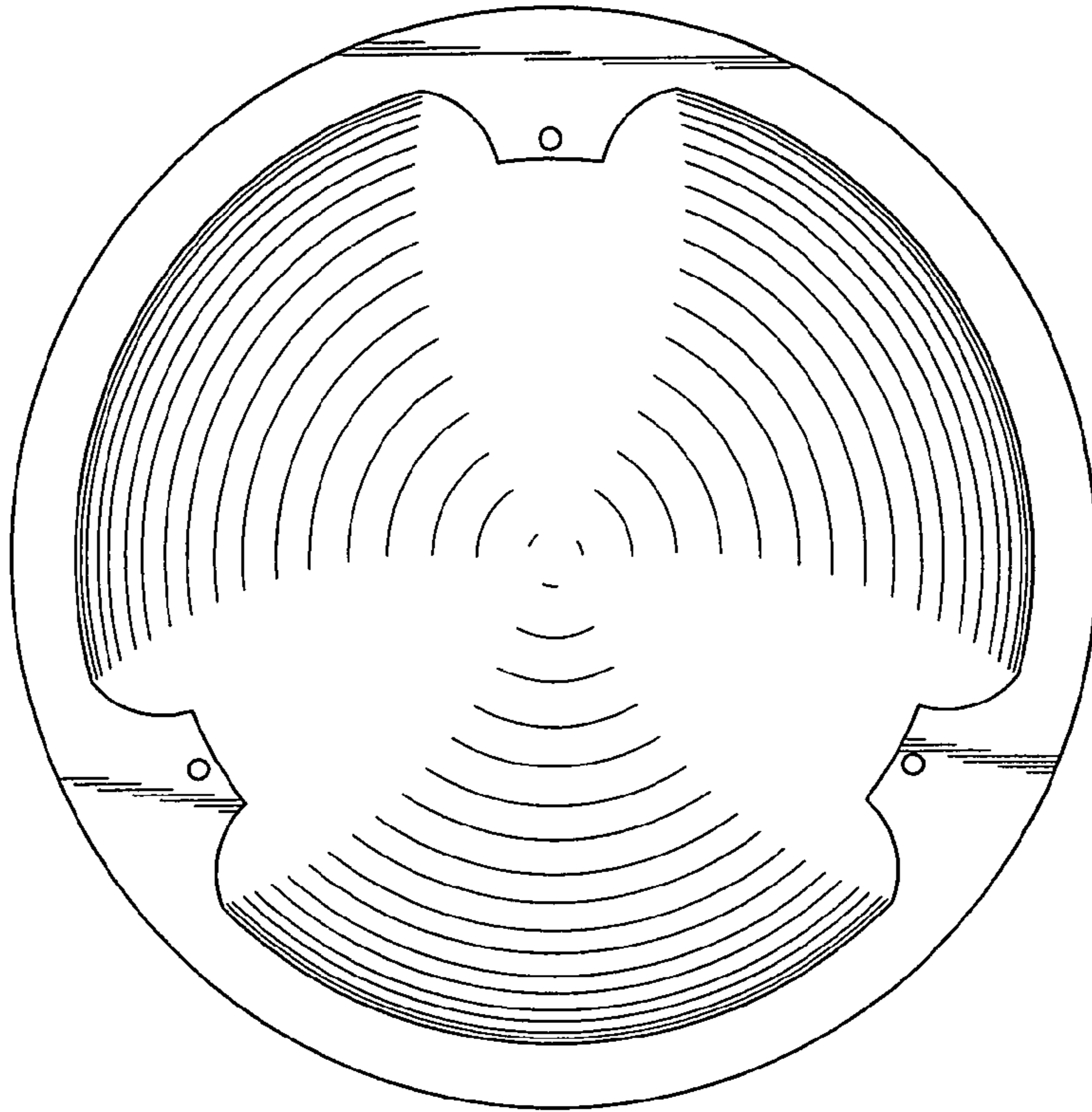


FIG. 5

