



US00D585785S

(12) **United States Design Patent**
Chen

(10) **Patent No.:** **US D585,785 S**

(45) **Date of Patent:** **** Feb. 3, 2009**

(54) **BELL ORNAMENT**

(76) Inventor: **Tsung-Wei Chen**, No. 138, Lane 485,
TaPu Road, Nan Yao Li, Changhua City
(TW)

(**) Term: **14 Years**

(21) Appl. No.: **29/283,381**

(22) Filed: **Aug. 13, 2007**

(51) **LOC (9) Cl.** **11-05**

(52) **U.S. Cl.** **D11/125; D11/117; D11/121**

(58) **Field of Classification Search** D11/40,
D11/41, 43, 44, 79, 81, 84, 117, 118, 119,
D11/120, 121, 124, 125, 127, 131, 157, 158;
428/7, 8, 9, 11, 17, 21
See application file for complete search history.

(56) **References Cited**

U.S. PATENT DOCUMENTS

1,141,317	A *	6/1915	Correa	211/14
2,212,638	A *	8/1940	Franke	428/11
2,800,187	A *	7/1957	Lehder	169/26
2,907,130	A *	10/1959	Burnbaum	428/8
3,132,988	A *	5/1964	Fowler	428/11
D206,883	S *	2/1967	Moranduzzo	D11/125
3,533,890	A *	10/1970	Nesbit	428/11
D232,236	S *	7/1974	La Horde	D23/209
3,829,348	A *	8/1974	Spiegel et al.	428/11
D238,952	S *	2/1976	Koichuevich	D11/121
D249,131	S *	8/1978	Barr	D11/81
D250,939	S *	1/1979	Barr	D11/79

4,358,487	A *	11/1982	Walker	428/11
D334,003	S *	3/1993	Vogelsang	D11/43
D491,485	S *	6/2004	Kumar	D11/125
2003/0077406	A1 *	4/2003	Walls et al.	428/7
2007/0031613	A1 *	2/2007	Foster	428/7

* cited by examiner

Primary Examiner—Stella M. Reid

Assistant Examiner—Elizabeth J Oswecki

(74) *Attorney, Agent, or Firm*—Rabin & Berdo, P.C.

(57) **CLAIM**

The ornamental design for a bell ornament, as shown and described.

DESCRIPTION

The patent or application file contains at least one drawing executed in color. Copies of this patent or patent application publication with color drawings(s) will be provided by the Office upon request and payment of the necessary fee.

FIG. 1 is a perspective view of a bell ornament showing my new design;


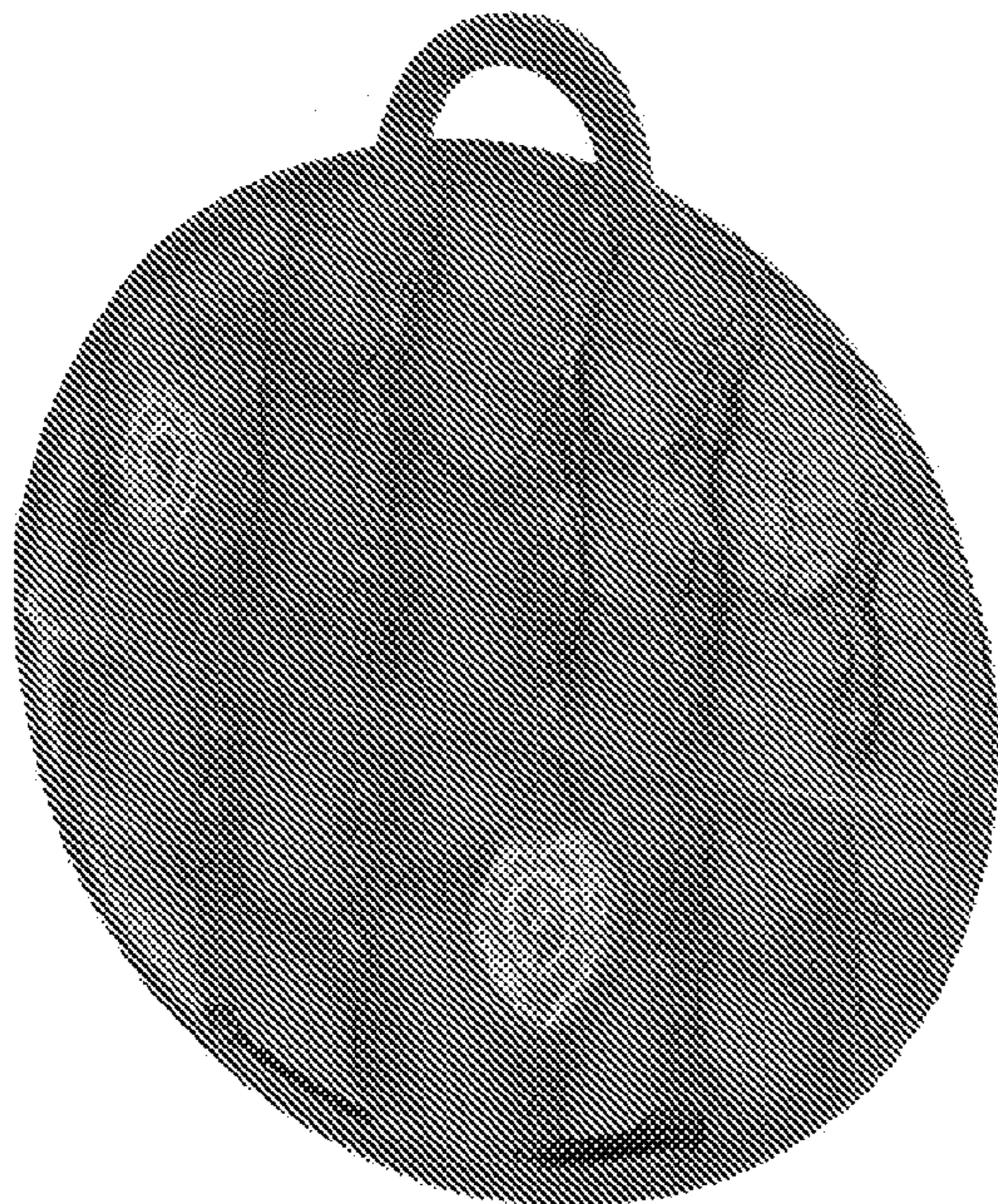
FIG. 2 is a front elevation view thereof, the rear elevation view being a mirror image;

FIG. 3 is a left side elevation thereof, the right side elevation view being a mirror image;

FIG. 4 is a top plan view thereof; and,

FIG. 5 is a bottom plan view thereof.

1 Claim, 3 Drawing Sheets
(3 of 3 Drawing Sheet(s) Filed in Color)



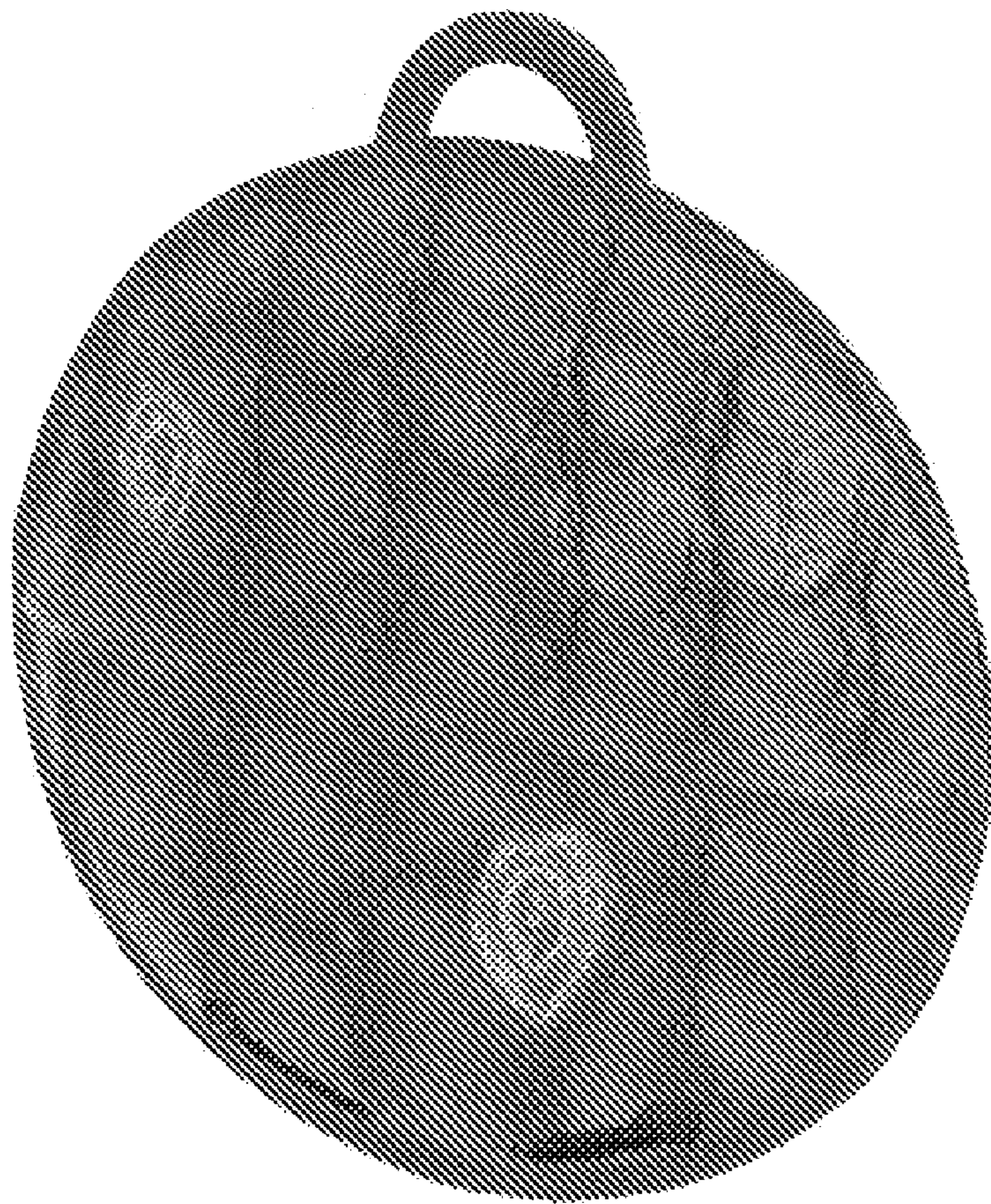


Fig. 1



Fig. 2




Fig. 3




Fig. 4




Fig. 5