



US00D585783S

(12) **United States Design Patent**
Chen

(10) **Patent No.:** **US D585,783 S**

(45) **Date of Patent:** **** Feb. 3, 2009**

(54) **BELL ORNAMENT**

(76) **Inventor:** **Tsung-Wei Chen**, No. 138, Lane 485,
TaPu Road, Nan Yao Li, Changhua City
(TW)

(**) **Term:** **14 Years**

(21) **Appl. No.:** **29/283,373**

(22) **Filed:** **Aug. 13, 2007**

(51) **LOC (9) Cl.** **11-05**

(52) **U.S. Cl.** **D11/125; D11/117; D11/121**

(58) **Field of Classification Search** D11/40,
D11/41, 43, 44, 79, 81, 84, 117, 118, 119,
D11/120, 121, 124, 125, 127, 131, 157, 158;
428/7, 8, 9, 11, 17, 21

See application file for complete search history.

(56) **References Cited**

U.S. PATENT DOCUMENTS

D38,476	S	*	3/1907	Arnold	D11/79
1,141,317	A	*	6/1915	Correa	211/14
2,212,638	A	*	8/1940	Franke	428/11
2,254,966	A	*	9/1941	Lang	359/518
D202,192	S	*	9/1965	Burnbaum	D11/121
3,829,348	A	*	8/1974	Spiegel et al.	428/11
D238,952	S	*	2/1976	Karkaev et al.	D11/121
D287,987	S	*	1/1987	Colclasure	D21/623
D294,847	S	*	3/1988	Colclasure	D21/709
D295,653	S	*	5/1988	Colclasure	D21/627
D300,335	S	*	3/1989	Colclasure	D21/623
D334,003	S	*	3/1993	Vogelsang	D11/43
5,603,993	A	*	2/1997	Ampomah	428/7

D425,442	S	*	5/2000	Sims	D11/121
D491,485	S	*	6/2004	Kumar	D11/125
6,913,800	B2	*	7/2005	Monks	428/22
D525,835	S	*	8/2006	Moore	D7/684
D538,029	S	*	3/2007	Knoepke	D2/978

* cited by examiner

Primary Examiner—Stella M. Reid

Assistant Examiner—Elizabeth J Oswecki

(74) *Attorney, Agent, or Firm*—Rabin & Berdo, P.C.

(57) **CLAIM**

The ornamental design for a bell ornament, as shown and described.

DESCRIPTION

The patent or application file contains at least one drawing executed in color. Copies of this patent or patent application publication with color drawings(s) will be provided by the Office upon request and payment of the necessary fee.

FIG. 1 is a perspective view of a bell ornament showing my new design;

FIG. 2 is a front elevation view thereof,

FIG. 3 is a rear elevation view thereof;

FIG. 4 is a left side elevation view thereof,

FIG. 5 is a right side elevation view thereof;

FIG. 6 is a top plan view thereof; and,

FIG. 7 is a bottom plan view thereof.

1 Claim, 4 Drawing Sheets
(4 of 4 Drawing Sheet(s) Filed in Color)





Fig. 1




Fig. 2




Fig. 3




Fig. 4




Fig. 5




Fig. 6




Fig. 7