



US00D585781S

(12) **United States Design Patent**  
**Bloomberg**

(10) **Patent No.:** **US D585,781 S**

(45) **Date of Patent:** **\*\* Feb. 3, 2009**

(54) **JEWELRY**

(76) Inventor: **Nicole Bloomberg**, 333 North  
Rivermede Rd., Unit 1, Concord, ON  
(CA) L4K3N7

(\*\*) Term: **14 Years**

(21) Appl. No.: **29/317,977**

(22) Filed: **May 12, 2008**

(51) **LOC (9) Cl.** ..... **11-01**

(52) **U.S. Cl.** ..... **D11/13**

(58) **Field of Classification Search** ..... D11/1-25,  
D11/40-46, 81, 93, 94; 59/78, 79, 79.2,  
59/81, 82, 83; 224/175; 63/3, 3.1, 32, 4,  
63/5.1, 5.2, 6, 7, 8, 9, 11, 15, 15.1-15.4,  
63/15.45, 15.5, 15.6, 15.65, 15.7-15.9

See application file for complete search history.

(56) **References Cited**

**U.S. PATENT DOCUMENTS**

- 41,745 A \* 2/1864 Morse ..... 59/80
- 274,752 A \* 3/1883 Foley ..... D11/93
- 3,416,306 A \* 12/1968 Nakagawa ..... 63/4
- D245,769 S \* 9/1977 Chihara ..... D11/13
- D254,126 S \* 2/1980 Beniya ..... D11/6
- 4,679,392 A \* 7/1987 Nakagawa ..... D11/13
- D558,634 S \* 1/2008 Hardy ..... D11/13
- 2002/0104199 A1 \* 8/2002 Chen ..... 24/67.9
- 2004/0007017 A1 \* 1/2004 Flaherty ..... 63/3.1

**FOREIGN PATENT DOCUMENTS**

EP 240187 A1 \* 10/1987

\* cited by examiner

*Primary Examiner*—Louis S Zarfaz  
*Assistant Examiner*—Michael A Pratt

(74) *Attorney, Agent, or Firm*—Malin Haley DiMaggio  
Bowen & Lhota, P.A.

(57) **CLAIM**

The ornamental design for jewelry, as shown and described  
herein.

**DESCRIPTION**

FIG. 1 is an isometric view of a first embodiment of the  
jewelry of the instant invention, showing the new design;

FIG. 2 is a front perspective view of the first embodiment of  
the jewelry of the instant invention of FIG. 1;

FIG. 3 is a first side elevational view of the first embodiment  
of the jewelry of the instant invention of FIG. 1;

FIG. 4 is a second side elevational view of the first embodi-  
ment of the jewelry of the instant invention of FIG. 1;

FIG. 5 is a front elevational view of the first embodiment of  
the jewelry of the instant invention of FIG. 1, wherein the rear  
elevational view is a mirror image of the front elevational  
view;

FIG. 6 is an isometric view of a second embodiment of the  
jewelry of the instant, showing the new design;

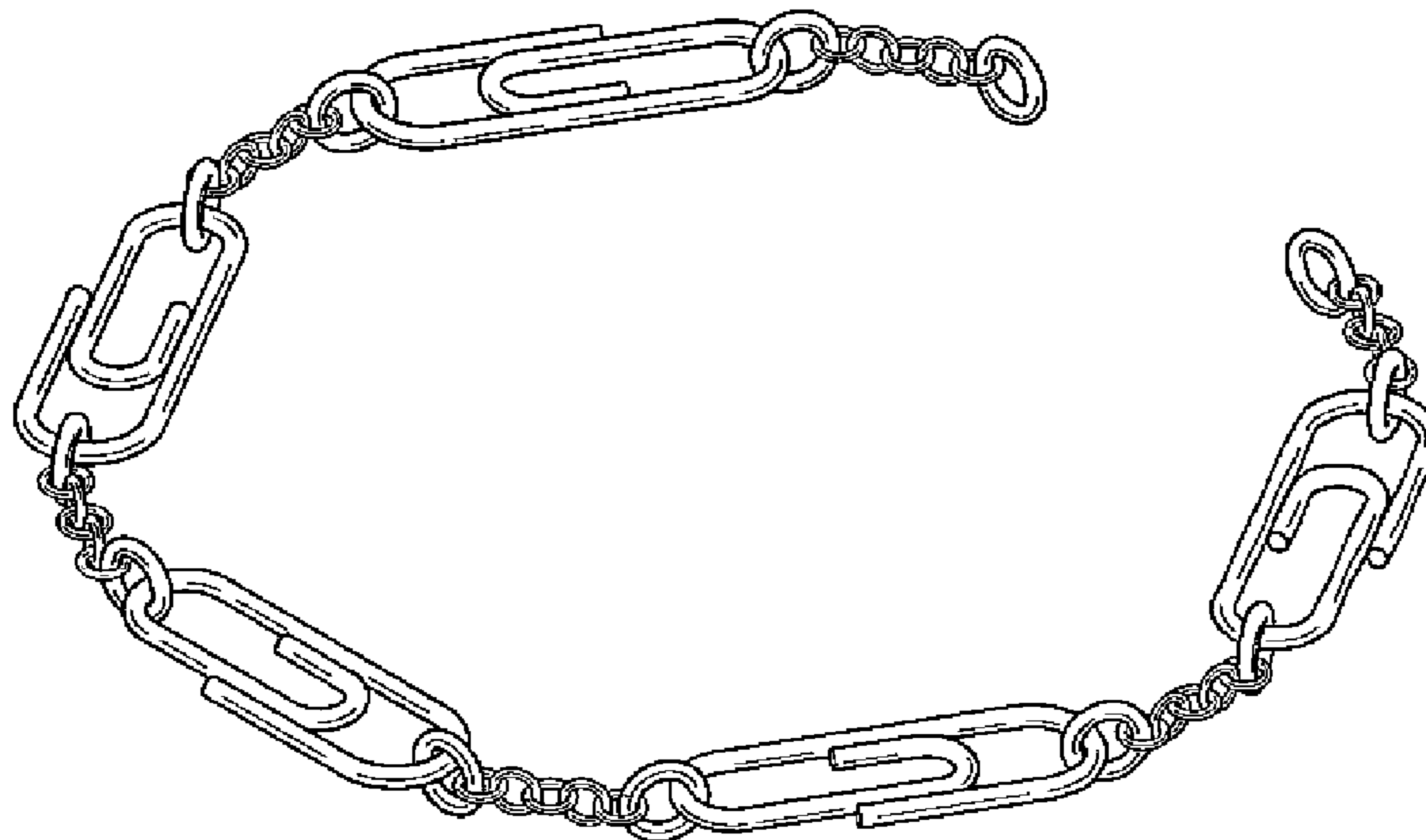
FIG. 7 is a front perspective view of the second embodiment  
of the jewelry of the instant invention of FIG. 6;

FIG. 8 is a first side elevational view of the second embodi-  
ment of the jewelry of the instant invention of FIG. 6;

FIG. 9 is a second side elevational view of the second embodi-  
ment of the jewelry of the instant invention of FIG. 6; and,

FIG. 10 is a front elevational view of the second embodiment  
of the jewelry of the instant invention of FIG. 6, wherein the  
rear elevational view is a mirror image of the front elevational  
view.

**1 Claim, 4 Drawing Sheets**



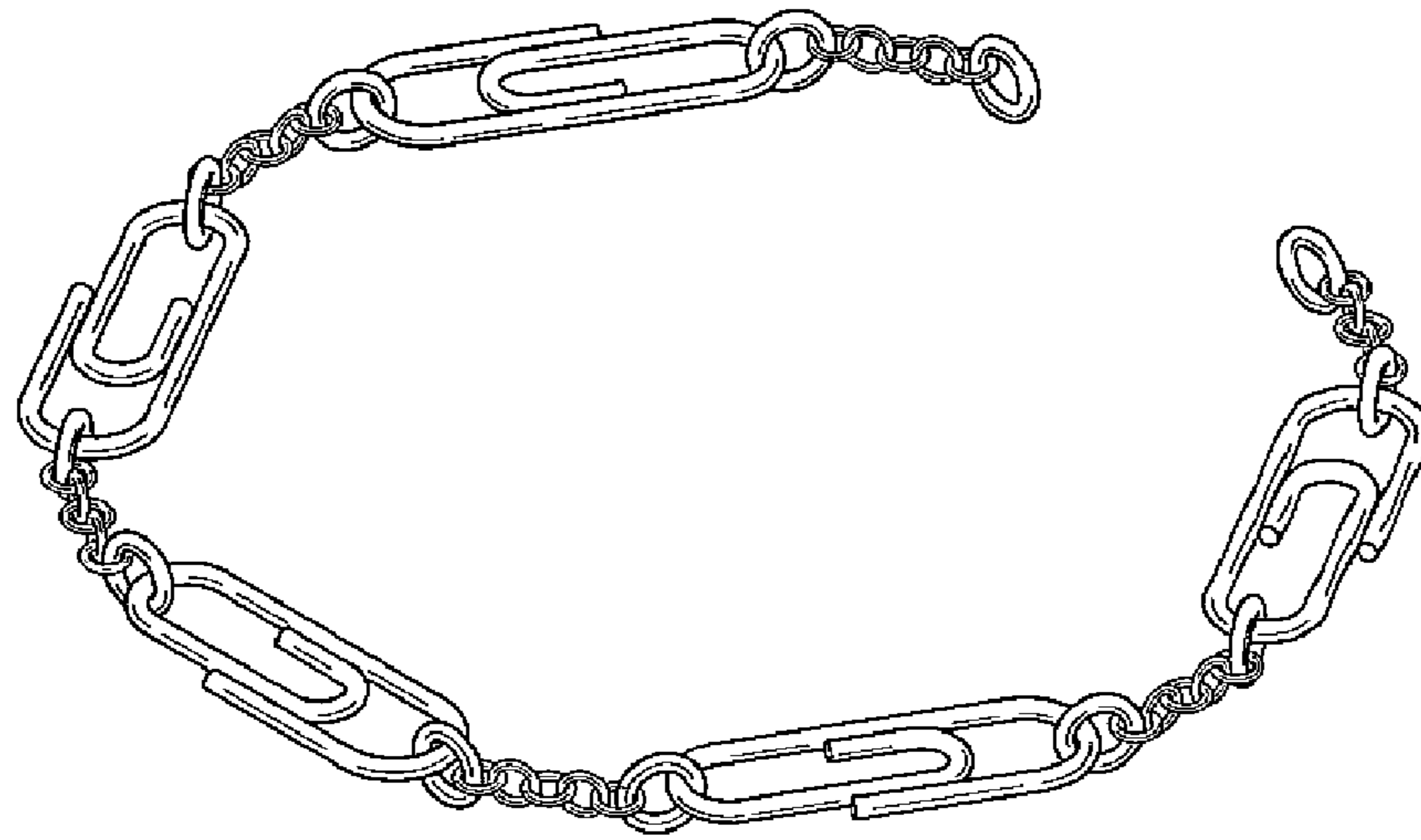


FIG. 1




FIG. 2

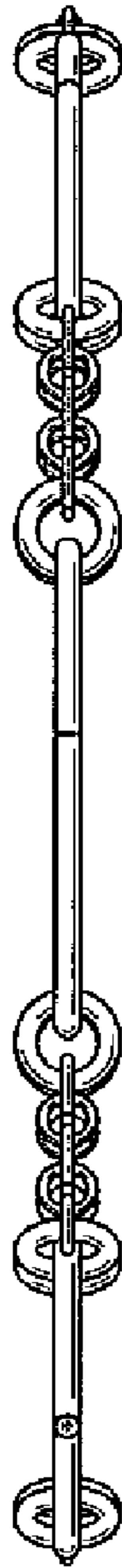


FIG. 3

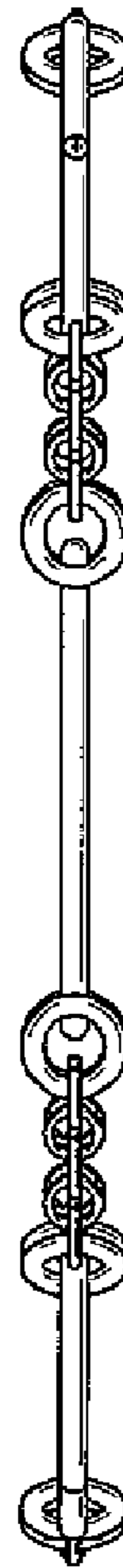


FIG. 4



FIG. 5

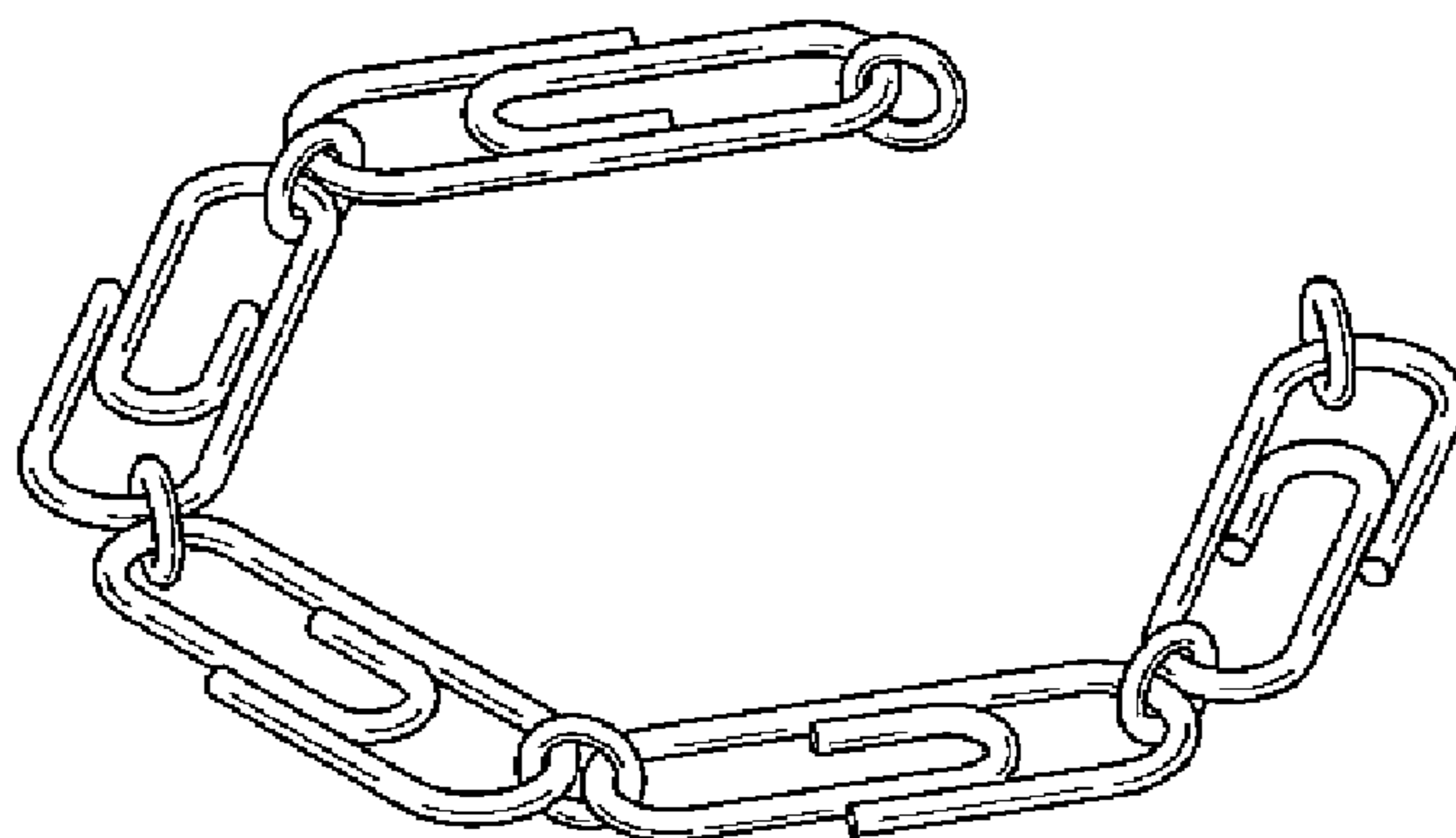


FIG. 6

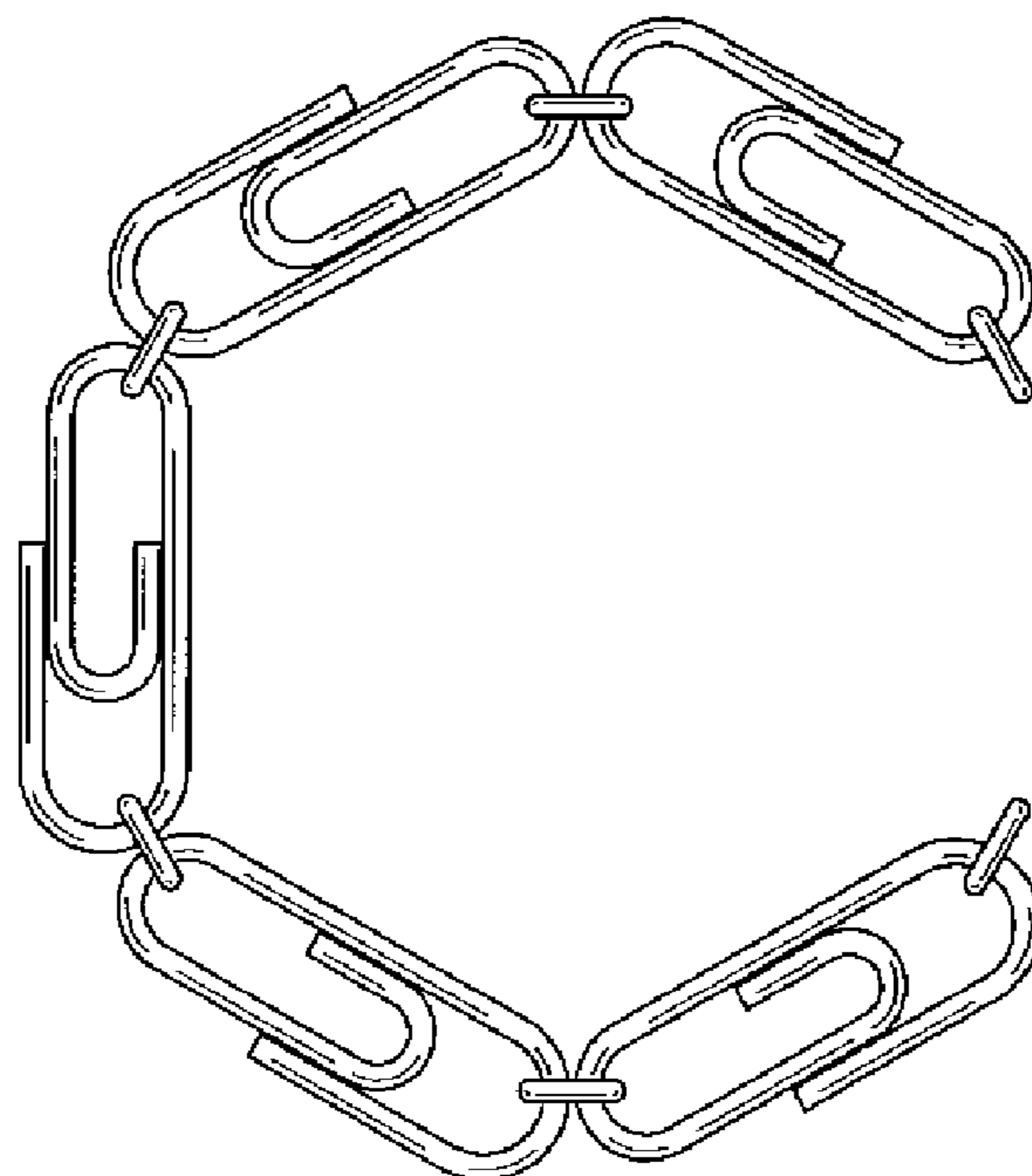


FIG. 7

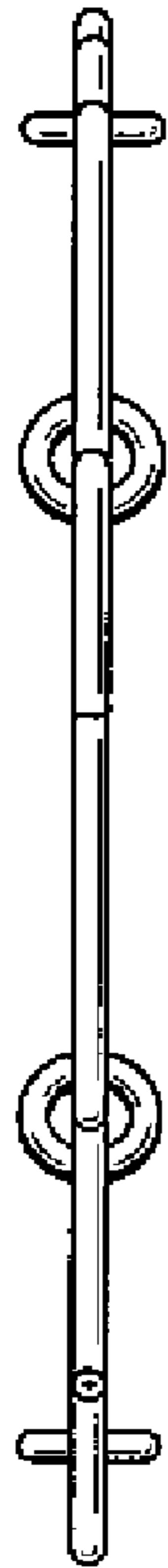


FIG. 8

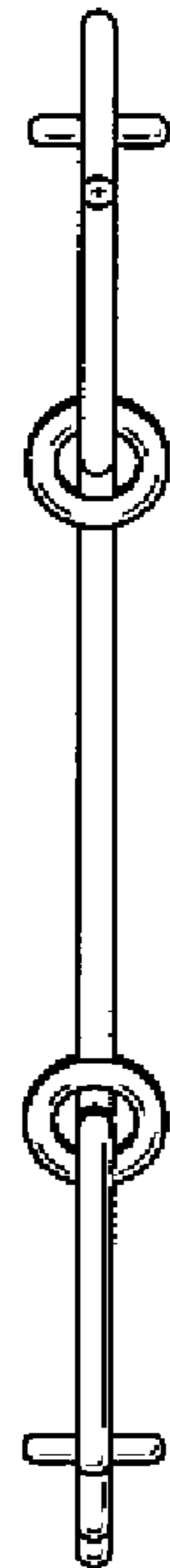


FIG. 9

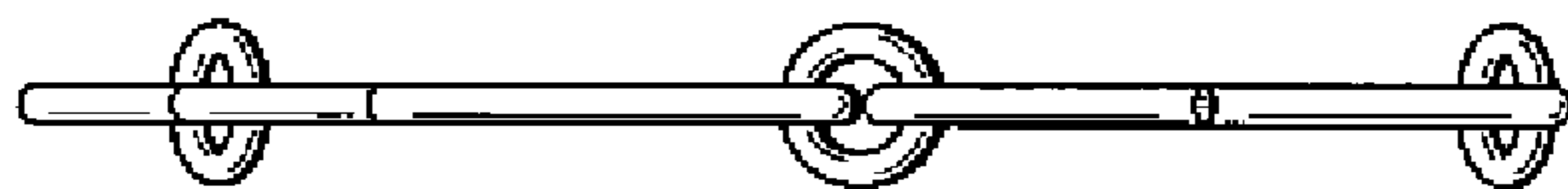


FIG. 10