

US00D585778S

(12) **United States Design Patent**
Weinschenk

(10) **Patent No.:** **US D585,778 S**

(45) **Date of Patent:** **** Feb. 3, 2009**

(54) **COMPUTER CASING**

D574,739 S * 8/2008 Lee et al. D10/65

(75) Inventor: **Thiemo Weinschenk**, Würzburg (DE)

* cited by examiner

(73) Assignee: **Navigon AG**, Hamburg (DE)

Primary Examiner—Antoine D Davis

(**) Term: **14 Years**

(74) *Attorney, Agent, or Firm*—Blakely, Sokoloff, Taylor & Zafman LLP

(21) Appl. No.: **29/306,955**

(57) **CLAIM**

(22) Filed: **Apr. 18, 2008**

The ornamental design for a computer casing, as shown and described.

(30) **Foreign Application Priority Data**

DESCRIPTION

Nov. 9, 2007 (EM) 000824156-0001

Nov. 9, 2007 (EM) 000824156-0002

(51) **LOC (9) Cl.** **10-04**

(52) **U.S. Cl.** **D10/65**

(58) **Field of Classification Search** D10/65,
D10/70; D14/347; 342/351, 419, 457, 357.06–357.16;
343/702; 345/87, 104, 133, 156, 168, 173,
345/901–905; 348/180, 184, 315, 739; 364/444,
364/499; 701/206–209, 213–214

See application file for complete search history.

FIG. 1 is a front view of a computer casing showing my new design;

FIG. 2 is a back view thereof;

FIG. 3 is a left front perspective view thereof;

FIG. 4 is a right back perspective view thereof;

FIG. 5 is a left end perspective view thereof;

FIG. 6 is a bottom perspective view thereof;

FIG. 7 is a top view thereof;

FIG. 8 is a front view of another embodiment of a computer casing showing my new design;

FIG. 9 is a back view thereof;

FIG. 10 is a front left perspective view thereof;

FIG. 11 is a right perspective view thereof;

FIG. 12 is a left perspective view thereof;

FIG. 13 is a bottom perspective view thereof; and,


FIG. 14 is a top perspective view thereof.

(56) **References Cited**

U.S. PATENT DOCUMENTS

D539,677 S * 4/2007 Riddiford D10/65
D540,205 S * 4/2007 Hsu D10/65
D541,186 S * 4/2007 Lammers-Meis et al. D10/65
D543,876 S * 6/2007 Kalis et al. D10/65
D544,381 S * 6/2007 Lammers-Meis et al. D10/65
D552,494 S * 10/2007 Hunt D10/65
D566,588 S * 4/2008 Stevens et al. D10/65
D573,044 S * 7/2008 Kalis et al. D10/65
D574,271 S * 8/2008 Stevens et al. D10/65

1 Claim, 14 Drawing Sheets






FIG. 1




FIG. 2




FIG. 3




FIG. 4




FIG. 5



FIG. 6




FIG. 7




FIG. 8




FIG. 9




FIG. 10




FIG. 11




FIG. 12




FIG. 13




FIG. 14