



US00D585776S

(12) **United States Design Patent**  
**Cowen et al.**

(10) **Patent No.:** **US D585,776 S**  
(45) **Date of Patent:** **\*\* Feb. 3, 2009**

(54) **SCOREBOARD IN THE FORM OF AN EAGLE**

2006/0214371 A1\* 9/2006 Laporte ..... 273/247  
2006/0261551 A1\* 11/2006 Laporte ..... 273/244.1  
2007/0013129 A1\* 1/2007 Laporte ..... 273/247

(75) Inventors: **Michael C. Cowen**, Murray, KY (US);  
**Clay Perkins**, New Concord, KY (US)

\* cited by examiner

(73) Assignee: **Innovative Display Products, LLC**,  
Murray, KY (US)

*Primary Examiner*—Prabhakar Deshmukh  
(74) *Attorney, Agent, or Firm*—Christie, Parker & Hale, LLP

(\*\*) Term: **14 Years**

(57) **CLAIM**

(21) Appl. No.: **29/318,492**

The ornamental design for scoreboard in the form of an eagle,  
as shown and described.

(22) Filed: **May 21, 2008**

(51) **LOC (9) Cl.** ..... **21-01**

(52) **U.S. Cl.** ..... **D10/46.1**

(58) **Field of Classification Search** ..... D10/46.1,  
D10/46; D21/324, 333, 606, 780, 781, 788,  
D21/789; 116/222–225, 173–175, DIG. 1,  
116/DIG. 3; 235/1 B; 446/268

See application file for complete search history.

**DESCRIPTION**

FIG. 1 is a front view of a scoreboard in the form of an eagle  
showing our new design;

FIG. 2 is a side view thereof.

FIG. 3 is a side view thereof, opposite to FIG. 2;

FIG. 4 is a top view thereof; and,

FIG. 5 is a bottom view thereof, opposite to FIG. 4.

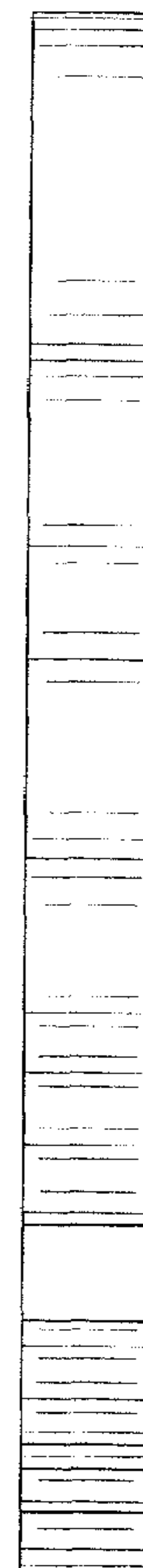
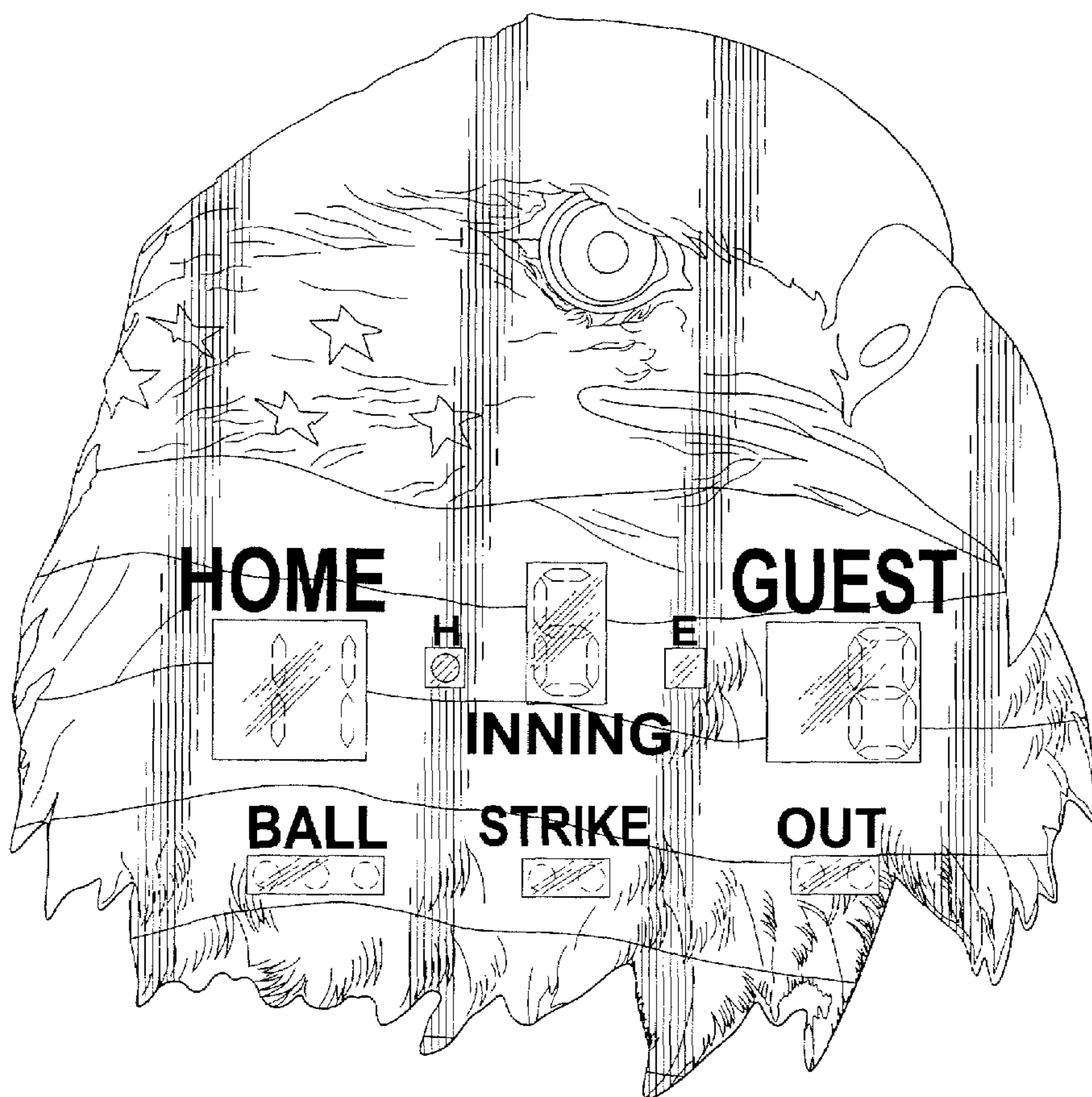
The broken lines showing the environment is for illustrative  
purpose only and form no part of the claimed design.

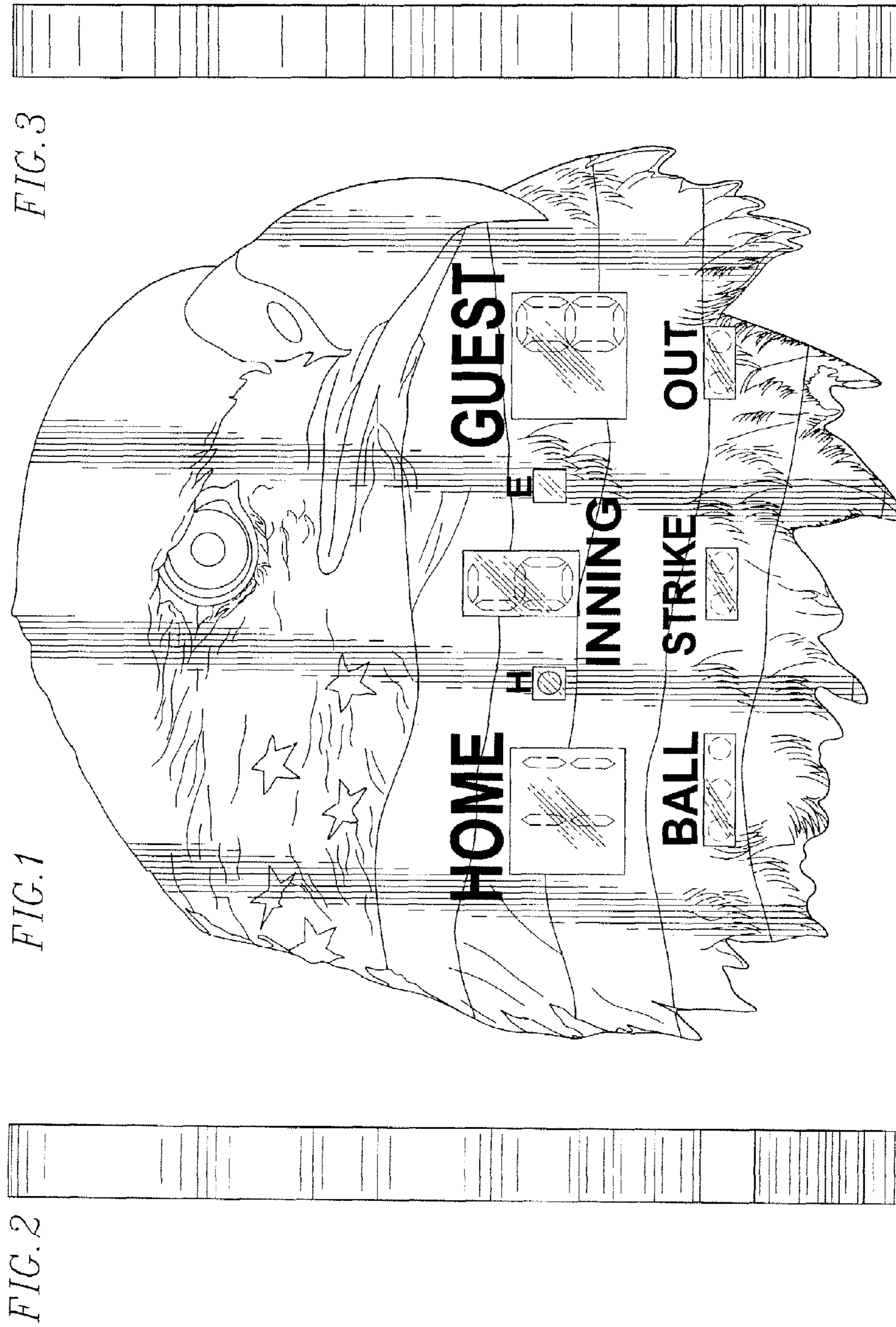
(56) **References Cited**

**U.S. PATENT DOCUMENTS**


2,505,382 A \* 4/1950 Bridges ..... 116/223  
D257,244 S \* 10/1980 Filliben ..... D11/172

**1 Claim, 2 Drawing Sheets**





*FIG. 4*



*FIG. 5*

