



US00D585764S

(12) **United States Design Patent**
Jefferson, Jr.

(10) **Patent No.:** **US D585,764 S**

(45) **Date of Patent:** **** Feb. 3, 2009**

(54) **ATHLETE FOOT APPLICATOR**

(76) **Inventor:** **Quinton A. Jefferson, Jr.**, 1325 Iroquois St., Knoxville, TN (US) 37915

(**) **Term:** **14 Years**

(21) **Appl. No.:** **29/302,771**

(22) **Filed:** **Jan. 24, 2008**

(51) **LOC (9) Cl.** **09-01**

(52) **U.S. Cl.** **D9/718; D9/719; D9/729**

(58) **Field of Classification Search** D9/529,
D9/423, 426, 715, 718, 728, 729; D28/4,
D28/7, 9, 25, 44.1, 77; 206/229; 221/135,
221/208, 282; 222/92, 101, 105, 173, 513,
222/630; D19/66; D4/101, 104, 105, 116,
D4/130, 131, 132

See application file for complete search history.

(56) **References Cited**

U.S. PATENT DOCUMENTS

2,399,056	A	4/1946	Oller	
2,807,431	A	9/1957	McHale	
D251,826	S *	5/1979	Hartung D9/718
D264,181	S *	5/1982	Booso D9/718
4,705,194	A	11/1987	Judge	
4,817,826	A	4/1989	Judge	
4,903,848	A	2/1990	Chattman	
5,871,124	A	2/1999	Wilkinson	
6,419,194	B1	7/2002	LoSacco et al.	
D474,399	S *	5/2003	Cummings D9/729

D475,281	S *	6/2003	Cummings D9/729
D478,809	S *	8/2003	Cummings D9/729
6,605,288	B1	8/2003	Okawa et al.	
D495,957	S *	9/2004	Bakic D9/529
D498,670	S *	11/2004	Cummings et al. D9/729
6,871,825	B2	3/2005	Song	
D525,873	S *	8/2006	Haubert et al. D9/529
D538,678	S *	3/2007	Cummings et al. D9/729
D551,555	S *	9/2007	Escobosa et al. D9/529
D576,494	S *	9/2008	Bakic D9/529

* cited by examiner

Primary Examiner—Stella M Reid

Assistant Examiner—Shanda C Hill

(74) *Attorney, Agent, or Firm*—Pitts & Brittian, P.C.

(57) **CLAIM**

The ornamental design for an athlete foot applicator, as shown and described.

DESCRIPTION

FIG. 1 is a perspective view of an athlete foot applicator showing my new design;

FIG. 2 is a rear elevation view thereof;

FIG. 3 is a front elevation view thereof;

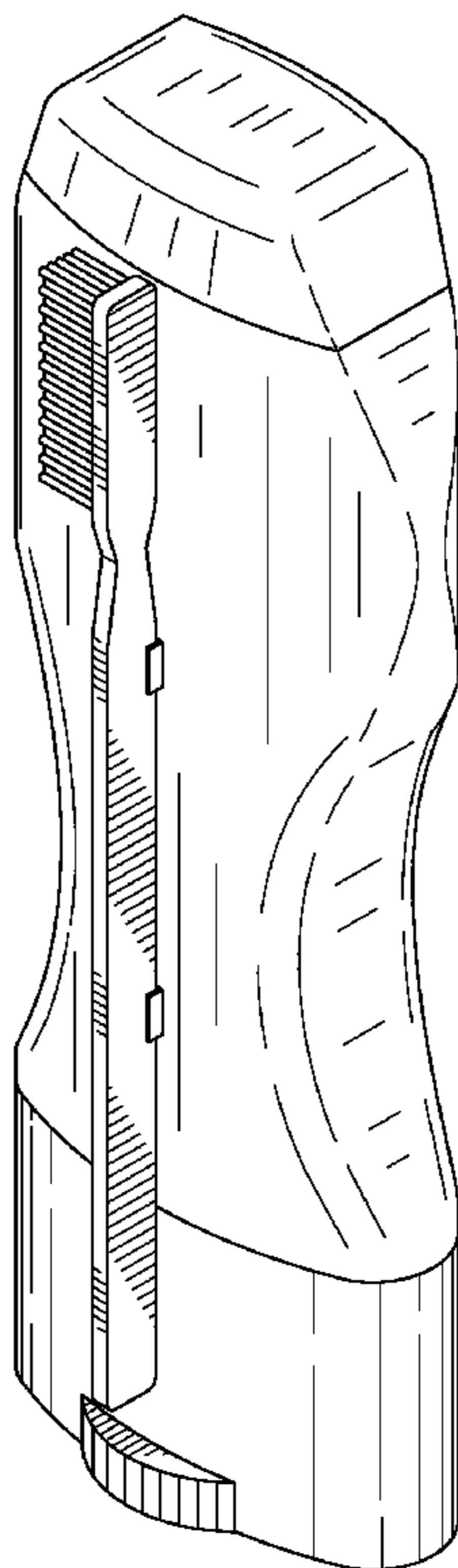
FIG. 4 is a left side elevation view thereof;

FIG. 5 is a right side elevation view thereof;

FIG. 6 is a top plan view thereof; and,

FIG. 7 is a bottom plan view thereof.

1 Claim, 4 Drawing Sheets



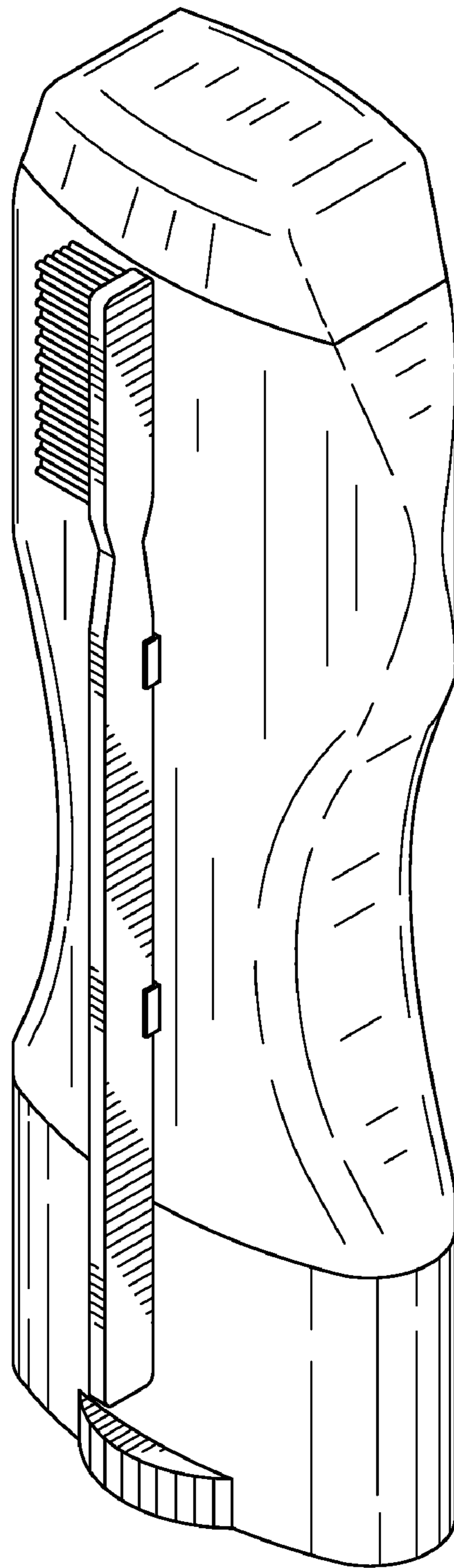


Fig. 1

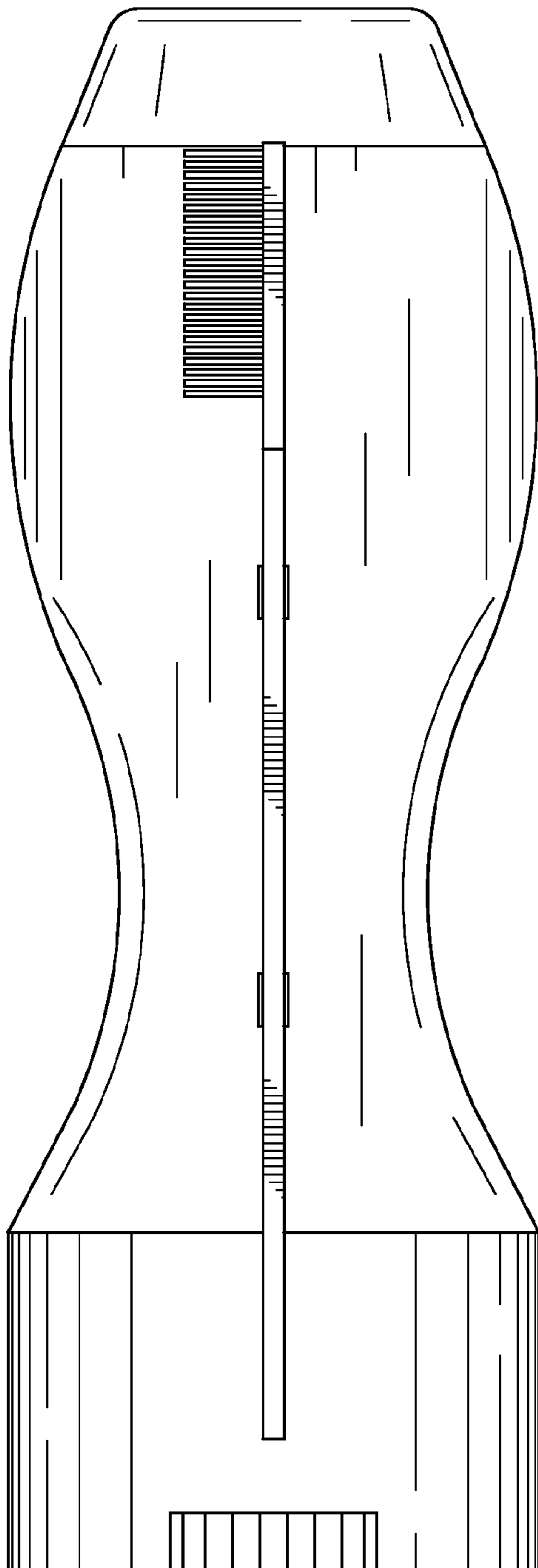


Fig. 2

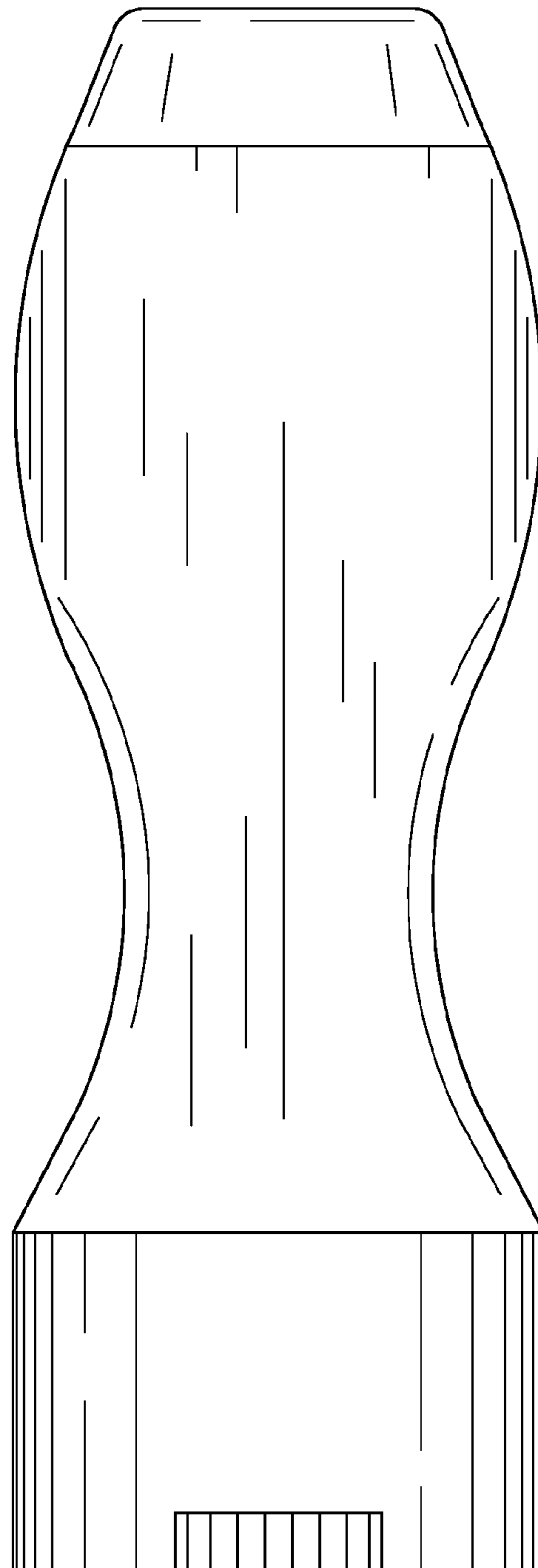


Fig. 3

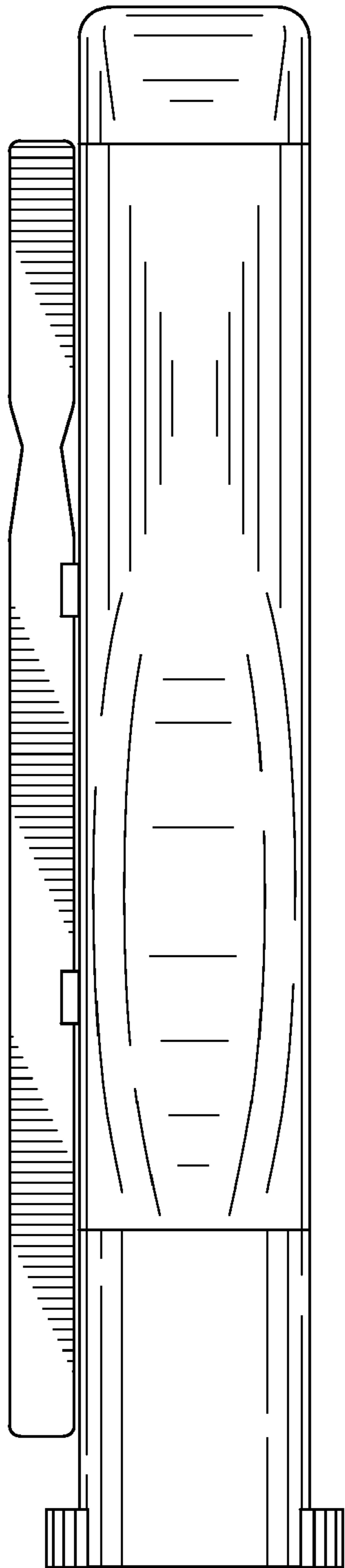


Fig. 4

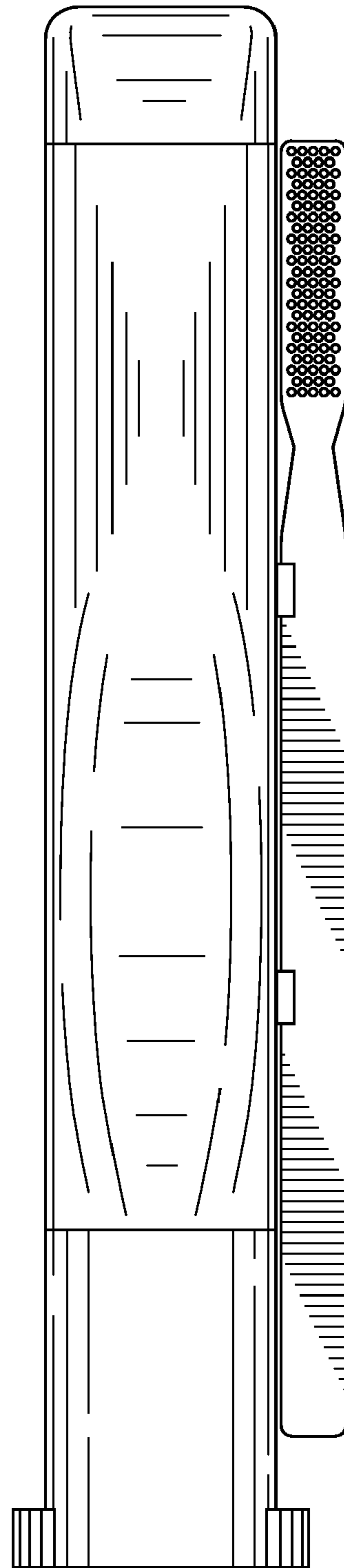


Fig. 5

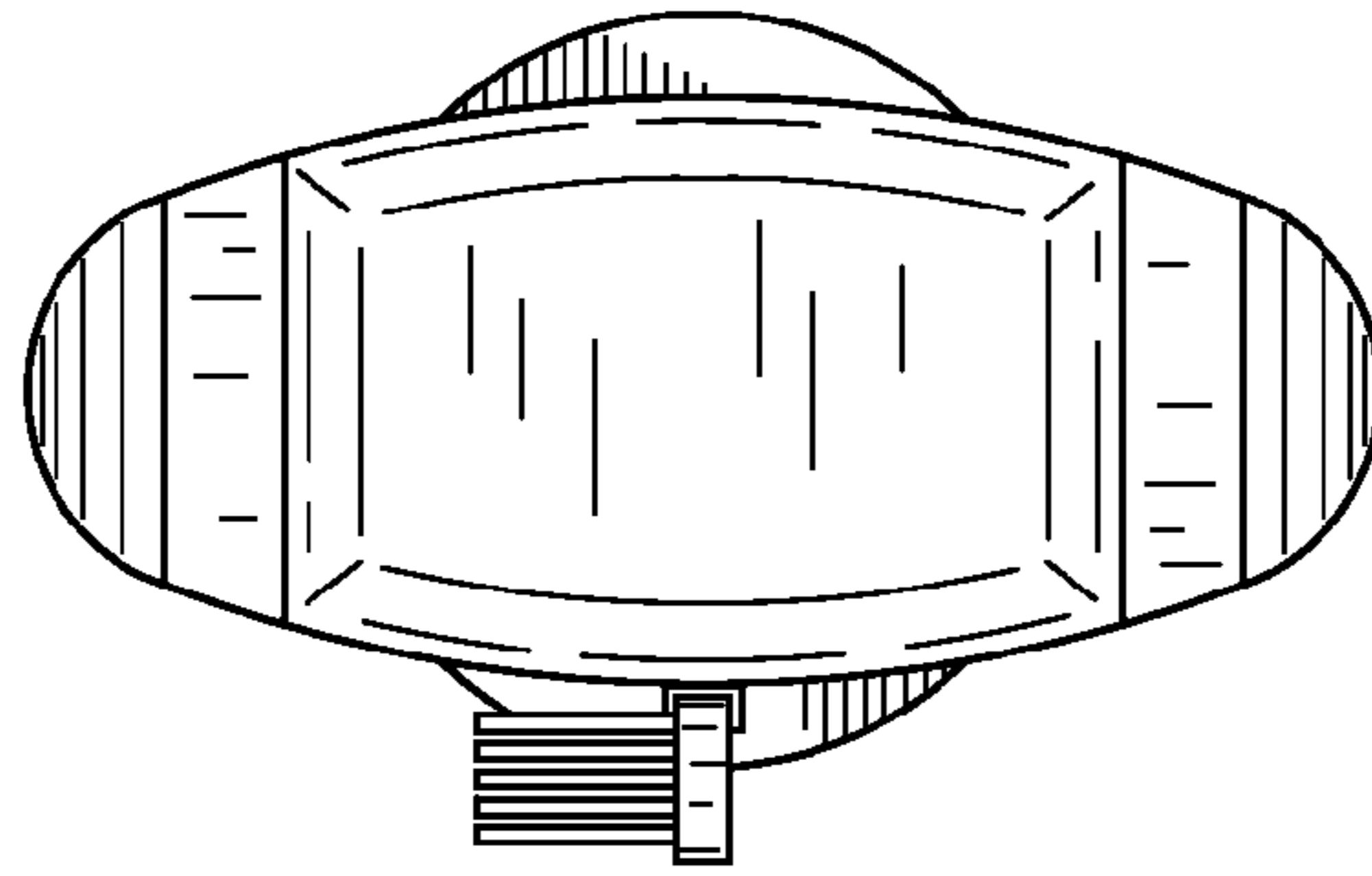


Fig.6

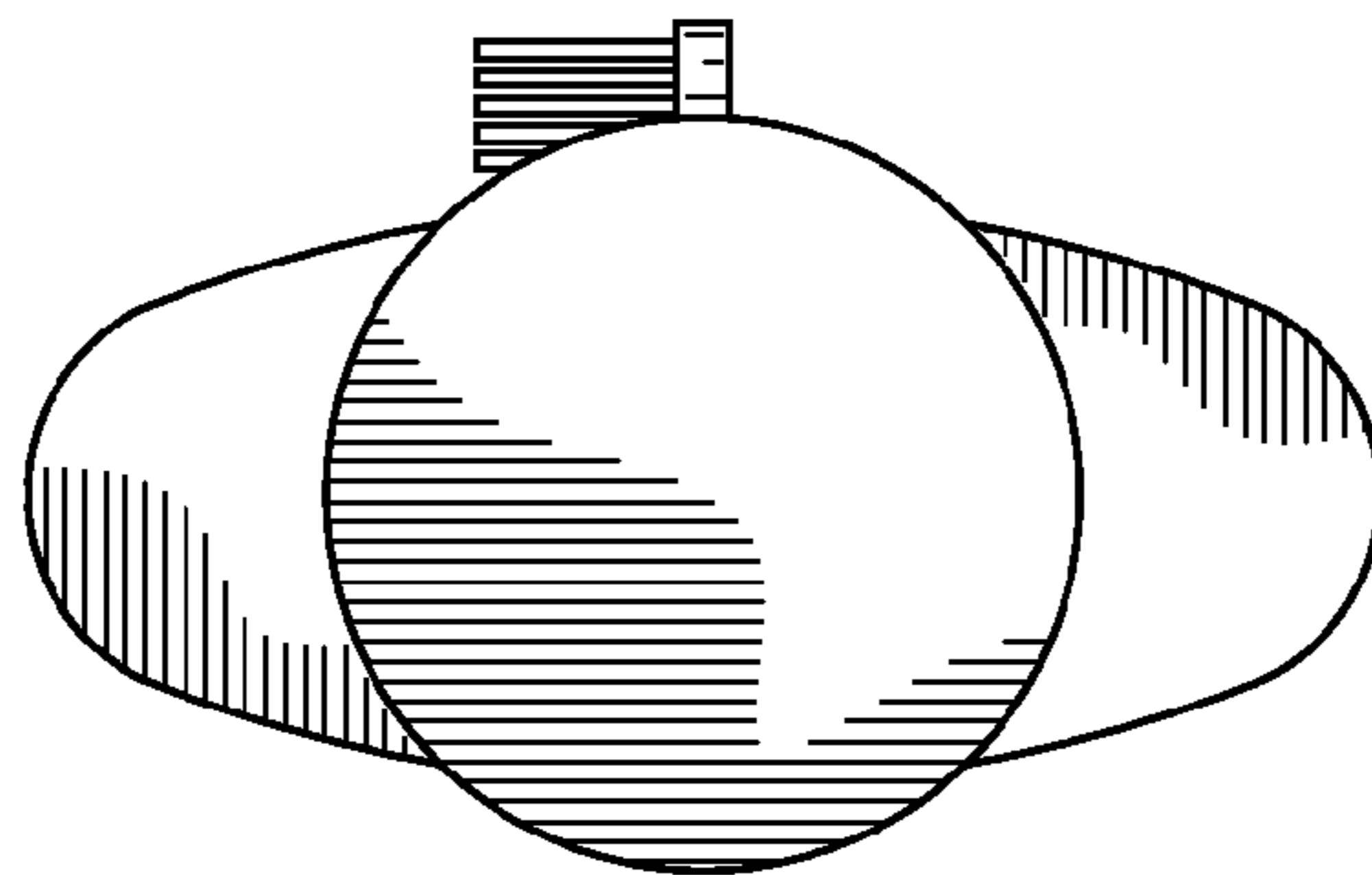


Fig.7