



US00D585762S

(12) **United States Design Patent**  
**Friedland et al.**

(10) **Patent No.:** **US D585,762 S**  
(45) **Date of Patent:** **\*\* Feb. 3, 2009**

(54) **THERMOFORM BASE WITH DUAL LAYERS**

(75) Inventors: **Jason Friedland**, Franklin, TN (US);  
**Angel Hernanadez**, Nolensville, TN  
(US); **Rebecca Morgan Valentine**,  
Franklin, TN (US); **Peter Slusarczyk**,  
Nolensville, TN (US)

(73) Assignee: **MARS, Incorporated**, McLean, VA  
(US)

(\*\*) Term: **14 Years**

(21) Appl. No.: **29/287,521**

(22) Filed: **Aug. 17, 2007**

(51) **LOC (9) Cl.** ..... **09-05**

(52) **U.S. Cl.** ..... **D9/707**

(58) **Field of Classification Search** ..... D9/702-703,  
D9/705, 720-721, 713, 414, 416, 432, 424;  
222/92, 107, 541.5, 215; 229/104, 87.05,  
229/87.06, 87.08; D7/554.3; 53/433-434;  
206/518; 383/106, 113, 104, 108, 114, 907,  
383/84; 426/115, 106, 112, 122, 410-411;  
220/495.03, 23.87, 35.2, 35.4  
See application file for complete search history.

(56) **References Cited**

**U.S. PATENT DOCUMENTS**

D87,540 S	8/1932	Picker
D113,440 S	2/1939	Salfisberg
D115,526 S	7/1939	Salfisberg
D134,061 S	10/1942	Salfisberg
D137,262 S	2/1944	Hiemenz
2,654,471 A	10/1953	Kopald et al.
2,973,006 A	2/1961	Nelson
D193,811 S	10/1962	Ebbet
D201,644 S	7/1965	Cave
3,294,224 A	12/1966	Horwitz
3,387,766 A	6/1968	Emanuel
3,502,487 A	3/1970	Byrd
3,650,461 A	3/1972	Hutcheson et al.

3,865,302 A *	2/1975	Kane	.....	229/123.1
D242,900 S	1/1977	Seiferth et al.		
D250,880 S	1/1979	Stone et al.		
D258,422 S *	3/1981	Mullinix	.....	D9/416
4,378,069 A	3/1983	Franco		
4,543,279 A	9/1985	Kai		
D296,191 S *	6/1988	Yoshida et al.	.....	D9/425
D297,306 S	8/1988	King		
4,784,864 A	11/1988	Ikeda		
4,903,841 A	2/1990	Ohsima et al.		
D306,555 S	3/1990	Lane et al.		
D314,885 S	2/1991	Brunner		

(Continued)

**OTHER PUBLICATIONS**

U.S. Appl. No. 29/287,527, Friedland, et. al.

(Continued)

*Primary Examiner*—Caron Veynar  
*Assistant Examiner*—Abraham Bahta  
(74) *Attorney, Agent, or Firm*—Arent Fox LLP

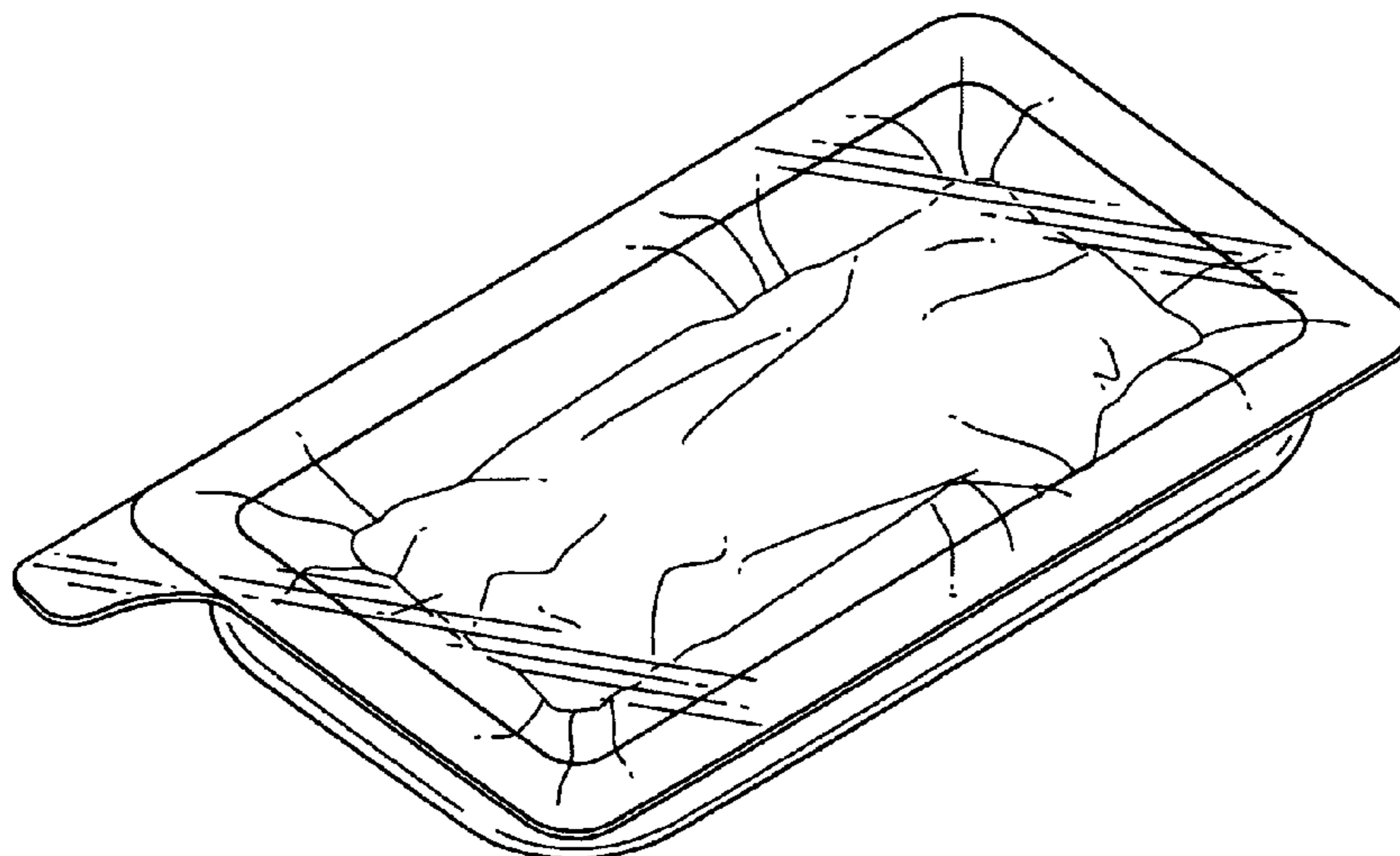
(57) **CLAIM**

The ornamental design for a thermoform base with dual layers, as shown and described.

**DESCRIPTION**

FIG. 1: is a perspective view of a thermoform base with dual layers showing our new design;  
FIG. 2: is a top view of the design shown in FIG. 1;  
FIG. 3: is a bottom view of the design shown in FIG. 1;  
FIG. 4: is a left side view of the design shown in FIG. 1;  
FIG. 5: is a right side view of the design shown in FIG. 1;  
FIG. 6: is a front view of the design shown in FIG. 1, the rear view being a mirror image thereof; and,  
FIG. 7: is a cross-section view taken along line 7—7 of FIG. 2.

**1 Claim, 2 Drawing Sheets**



# US D585,762 S

Page 2

## U.S. PATENT DOCUMENTS

D316,037 S \* 4/1991 Kea ..... D9/425  
D318,611 S 7/1991 Sherman  
5,038,547 A 8/1991 Kai et al.  
D326,222 S 5/1992 McAtarian  
D354,906 S 1/1995 Lane, Jr. et al.  
5,514,392 A \* 5/1996 Garwood ..... 426/106  
D386,698 S 11/1997 Giardiello  
5,779,052 A 7/1998 Woodford et al.  
6,033,758 A \* 3/2000 Kocher et al. .... 428/138  
6,083,584 A 7/2000 Smith et al.  
D429,459 S 8/2000 Berman  
D436,847 S 1/2001 Berman  
D440,868 S 4/2001 Berman  
D440,874 S \* 4/2001 Shurtleff et al. .... D9/425  
D442,078 S 5/2001 Fuquen  
D445,674 S \* 7/2001 Pritchett ..... D9/416  
D446,445 S 8/2001 Croft et al.  
D450,574 S 11/2001 Campbell  
D452,144 S 12/2001 Tedeschi et al.  
D452,817 S 1/2002 Berman  
D454,457 S 3/2002 Ou-Young  
D454,487 S 3/2002 Bell et al.  
D462,897 S 9/2002 Amundson  
D463,266 S 9/2002 Zappa  
D463,738 S 10/2002 Jones  
D463,974 S 10/2002 Berman  
D465,726 S 11/2002 Tet  
D466,003 S 11/2002 Jones et al.  
D468,630 S 1/2003 Ambrose  
D469,120 S 1/2003 Maloney  
D471,090 S 3/2003 Jones  
D473,131 S 4/2003 Berman  
D473,132 S 4/2003 Berman  
D473,462 S \* 4/2003 Green et al. .... D9/430  
D475,614 S 6/2003 Jones  
D475,915 S 6/2003 Lawrie et al.

D477,992 S 8/2003 Dennis et al.  
6,667,067 B1 \* 12/2003 Noel et al. .... 426/127  
D486,730 S 2/2004 Rasmussen  
D496,271 S \* 9/2004 Hoeltgen ..... D9/424  
D510,263 S \* 10/2005 Isono et al. .... D9/425  
D522,374 S 6/2006 Nova et al.  
7,141,256 B2 \* 11/2006 Noel et al. .... 426/127  
D542,152 S 5/2007 Klis  
D545,689 S 7/2007 Peel  
D551,567 S 9/2007 Berman  
D558,594 S 1/2008 Kirou et al.  
D558,601 S 1/2008 Berman

## OTHER PUBLICATIONS

U.S. Appl. No. 29/287,526, Friedland, et. al.  
U.S. Appl. No. 29/287,528, Friedland, et. al.  
U.S. Appl. No. 29/287,539, Beyer, et. al.  
U.S. Appl. No. 29/287,535, Friedland, et. al.  
U.S. Appl. No. 29/287,522, Shields.  
U.S. Appl. No. 29/287,510, Friedland, et. al.  
U.S. Appl. No. 29/287,525, Friedland, et. al.  
U.S. Appl. No. 29/287,512, Friedland, et. al.  
U.S. Appl. No. 29/287,513, Friedland, et. al.  
U.S. Appl. No. 29/287,518, Beyer, et. al.  
U.S. Appl. No. 29/287,515, Friedland, et. al.  
U.S. Appl. No. 29/287,520, Friedland, et. al.  
U.S. Appl. No. 29/287,536, Friedland, et. al.  
U.S. Appl. No. 29/287,514, Friedland, et. al.  
U.S. Appl. No. 29/287,519, Shields.  
U.S. Appl. No. 29/287,511, Friedland, et. al.  
U.S. Appl. No. 29/287,538, Friedland, et. al.  
U.S. Appl. No. 29/287,523, Friedland, et. al.  
U.S. Appl. No. 29/287,537, Friedland, et. al.  
U.S. Appl. No. 29/287,524, Friedland, et. al.  
U.S. Appl. No. 11/840,825, Slusarczyk, et. al.

\* cited by examiner

FIG.1

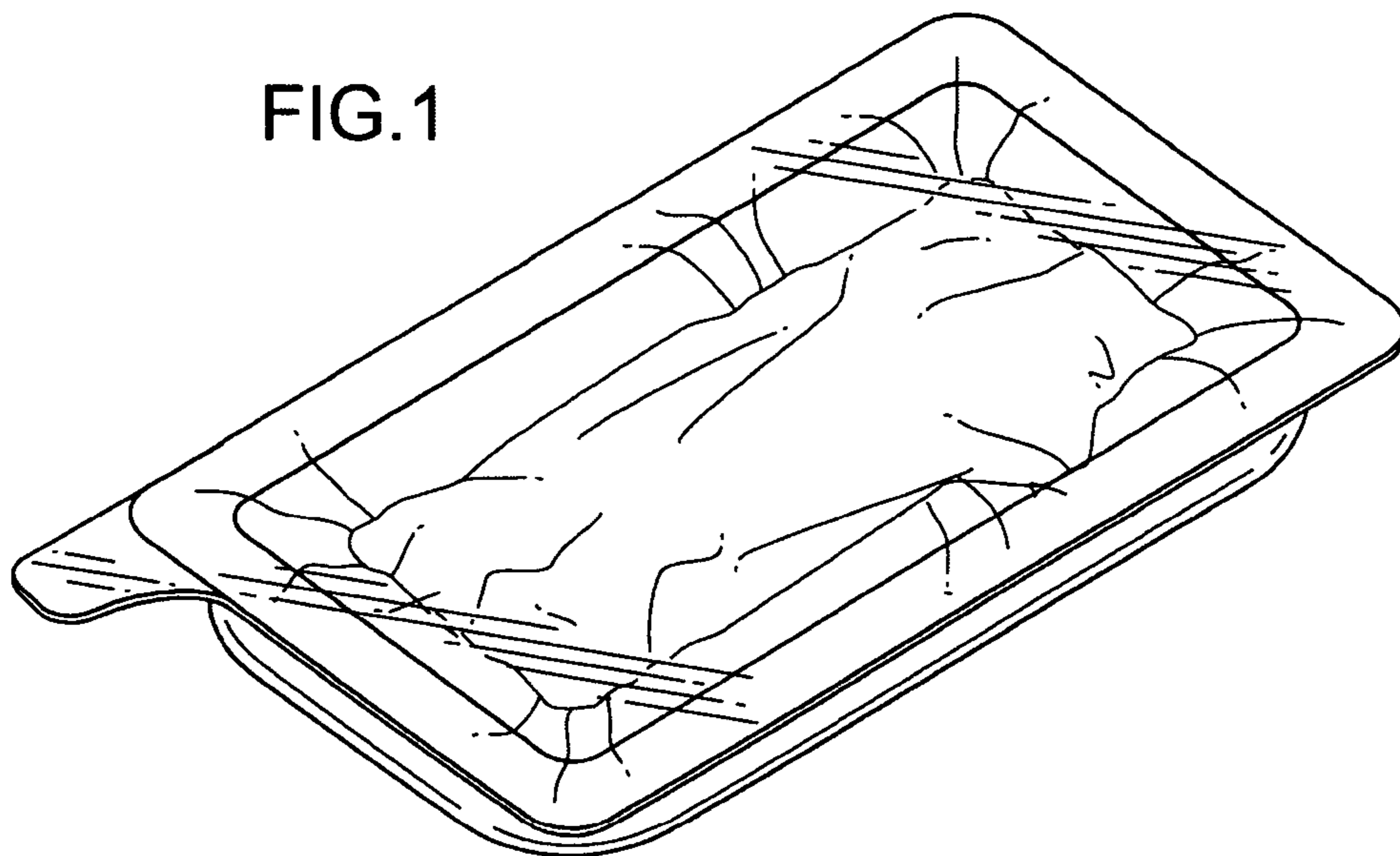


FIG.2

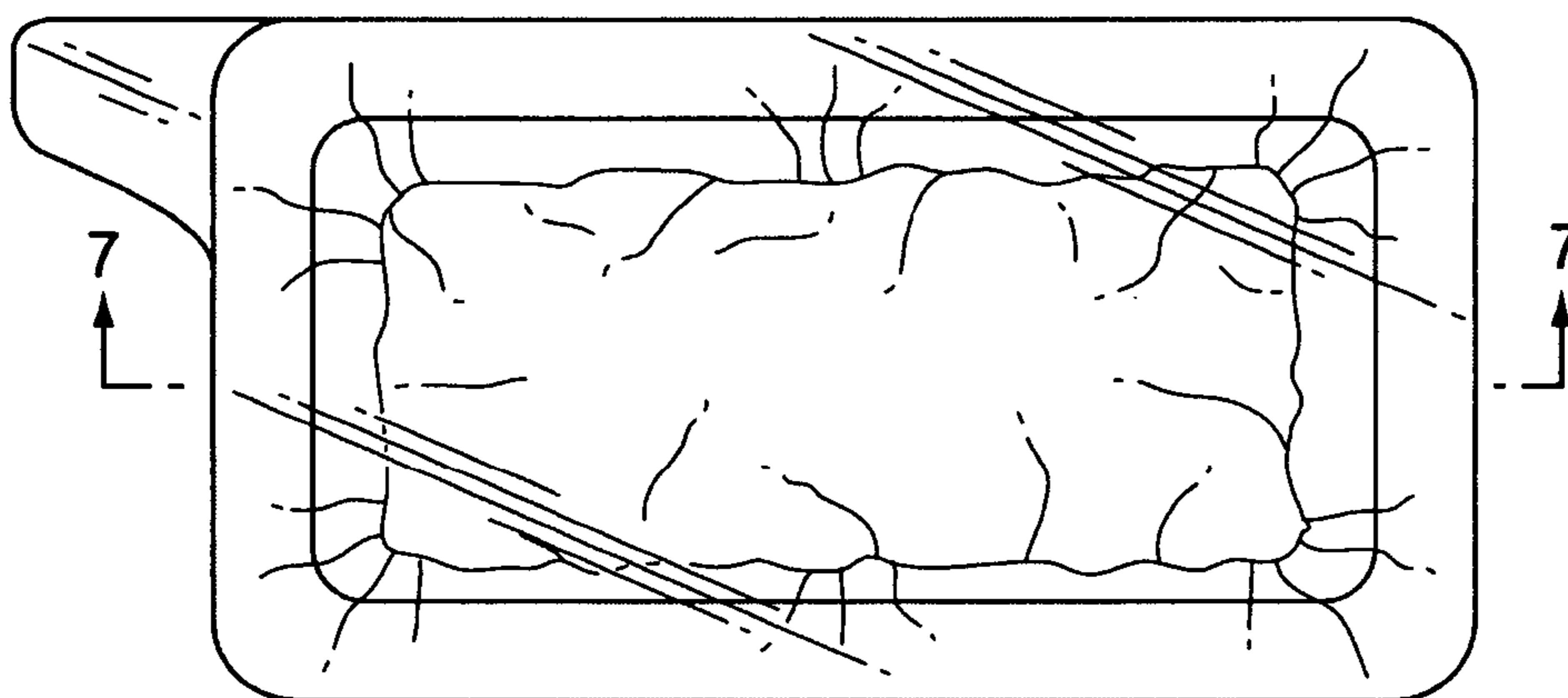


FIG.3

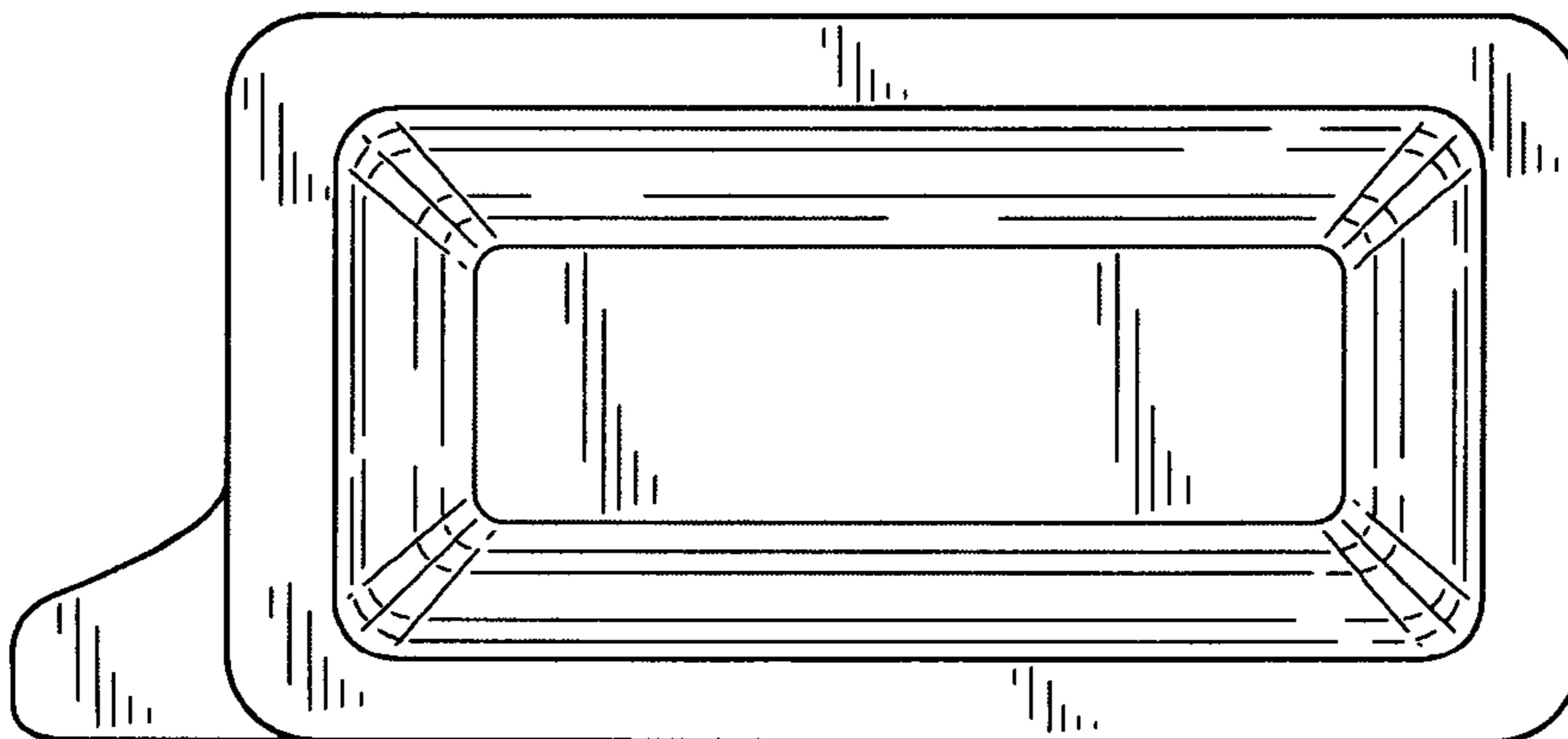


FIG.4



FIG.5




FIG.6





FIG.7



UNITED STATES PATENT AND TRADEMARK OFFICE  
**CERTIFICATE OF CORRECTION**

PATENT NO. : Des. 585,762 S  
APPLICATION NO. : 29/287521  
DATED : February 3, 2009  
INVENTOR(S) : Jason Friedland et al.

Page 1 of 1

It is certified that error appears in the above-identified patent and that said Letters Patent is hereby corrected as shown below:

Title page, item (75)

Delete the second inventor's last name incorrectly shown as "HERNANADEZ" and insert --HERNANDEZ--.

Signed and Sealed this

Twenty-fourth Day of March, 2009



JOHN DOLL

*Acting Director of the United States Patent and Trademark Office*