



US00D585751S

(12) **United States Design Patent**
Dombrowski et al.

(10) **Patent No.:** **US D585,751 S**
(45) **Date of Patent:** **** Feb. 3, 2009**

(54) **BOTTLE WITH CAP**

(75) Inventors: **David Dombrowski**, Liberty Township, OH (US); **Sheena Marie Moran**, Cincinnati, OH (US); **Richard Emil Hildebrand, IV**, West Chester, OH (US); **Paul Owen Nutley**, West Chester, OH (US); **Ian Carnduff**, New York, NY (US)

(73) Assignee: **The Procter & Gamble Company**, Cincinnati, OH (US)

(**) Term: **14 Years**

(21) Appl. No.: **29/270,771**

(22) Filed: **Jan. 3, 2007**

(51) **LOC (9) Cl.** **09-01**

(52) **U.S. Cl.** **D9/529; D9/542; D9/570; D9/574**

(58) **Field of Classification Search** D9/516, D9/521, 522, 529, 542-544, 557, 570, 574, D9/575, 446, 447, 449; 215/379, 382-384; 220/660, 669, 675

See application file for complete search history.

(56) **References Cited**

U.S. PATENT DOCUMENTS

D38,385	S	*	12/1906	Venne	D9/542
D46,285	S	*	8/1914	Mackenzie	D9/541 X
3,342,379	A	*	9/1967	Foley	D9/521 X
D262,778	S	*	1/1982	Britt et al.	D9/542
D294,121	S	*	2/1988	Cramer	D9/542
D328,246	S	*	7/1992	Nottingham et al.	D9/520

5,499,748	A	*	3/1996	Iaia et al.	222/180
D370,848	S	*	6/1996	Dziersk et al.	D9/529
D389,865	S	*	1/1998	Venne et al.	D9/542 X
D439,165	S	*	3/2001	Erckelbout et al.	D9/529 X
D498,680	S	*	11/2004	Cleary	D9/542
D505,078	S	*	5/2005	Fischer et al.	D9/538
6,913,405	B2	*	7/2005	Fischer et al.	220/669 X
D537,349	S	*	2/2007	Ball et al.	D9/521
D540,685	S	*	4/2007	Shurtleff et al.	D9/521
D546,189	S	*	7/2007	Costello et al.	D9/542
D552,995	S	*	10/2007	Toh	D9/516
D553,502	S	*	10/2007	Toh	D9/543 X
D553,503	S	*	10/2007	Toh	D9/529 X
D567,096	S	*	4/2008	Toh	D9/542
D573,882	S	*	7/2008	Toh	D9/516

* cited by examiner

Primary Examiner—Carol Rademaker

(74) *Attorney, Agent, or Firm*—Bridget Murray; Mark Charles; Brian M. Bolam

(57) **CLAIM**

The ornamental design for a bottle with cap, as shown and described.

DESCRIPTION

FIG. 1 is a bottom, front, and right side perspective view a bottle with cap showing our new design;

FIG. 2 is a front elevational view thereof;

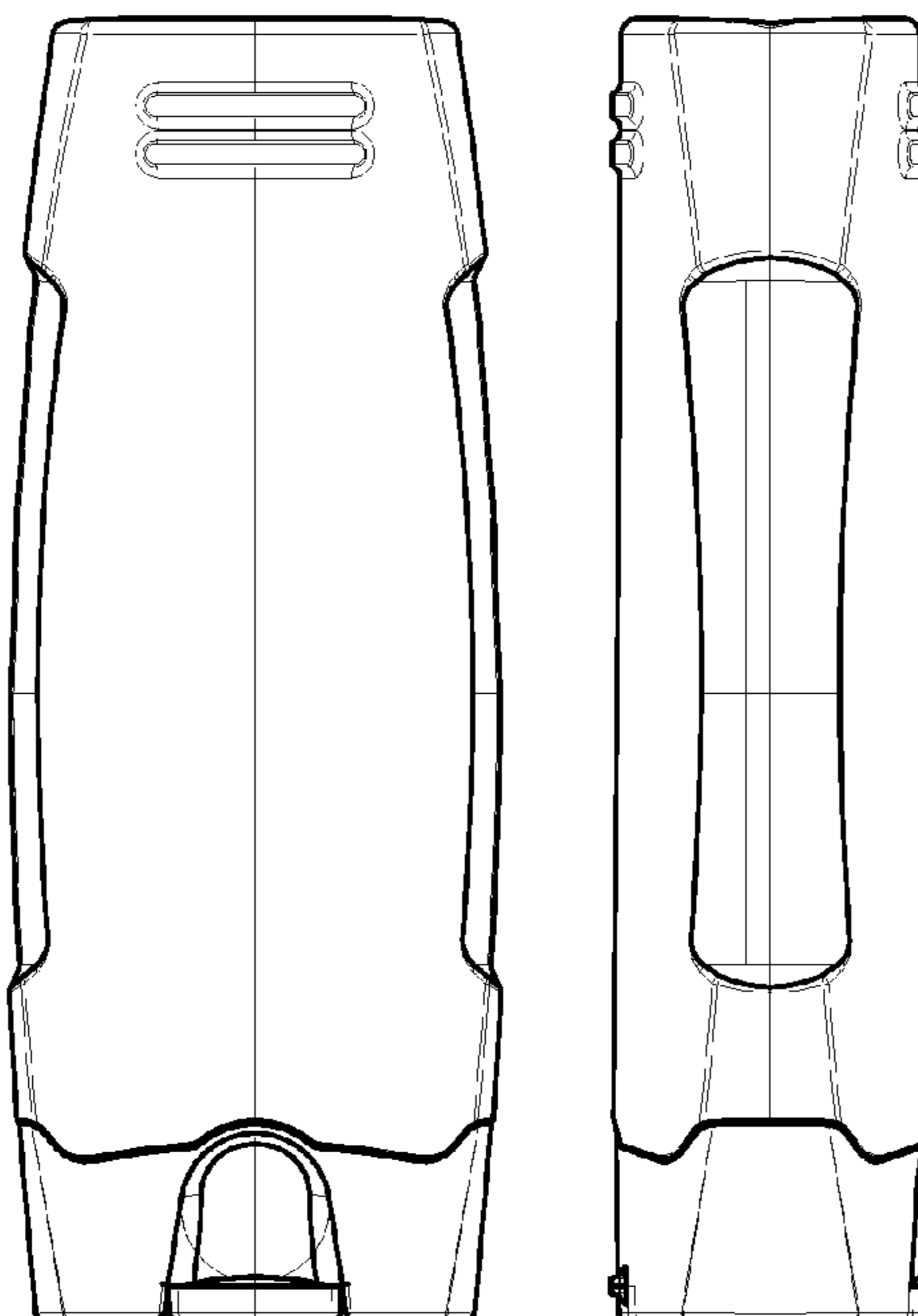
FIG. 3 is a back elevational view thereof;

FIG. 4 left side elevational view thereof;

FIG. 5 right side elevational view thereof; and,

FIG. 6 is a top plan view thereof.

1 Claim, 4 Drawing Sheets






Fig. 1

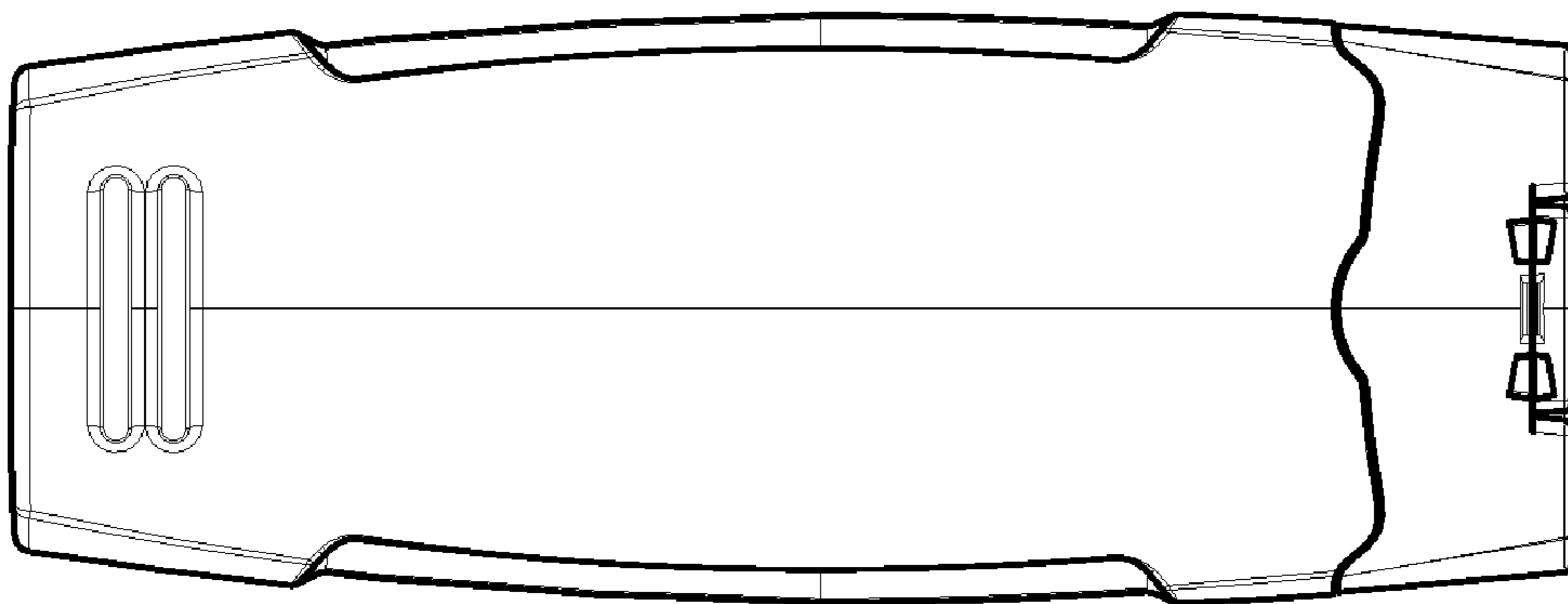


Fig. 3

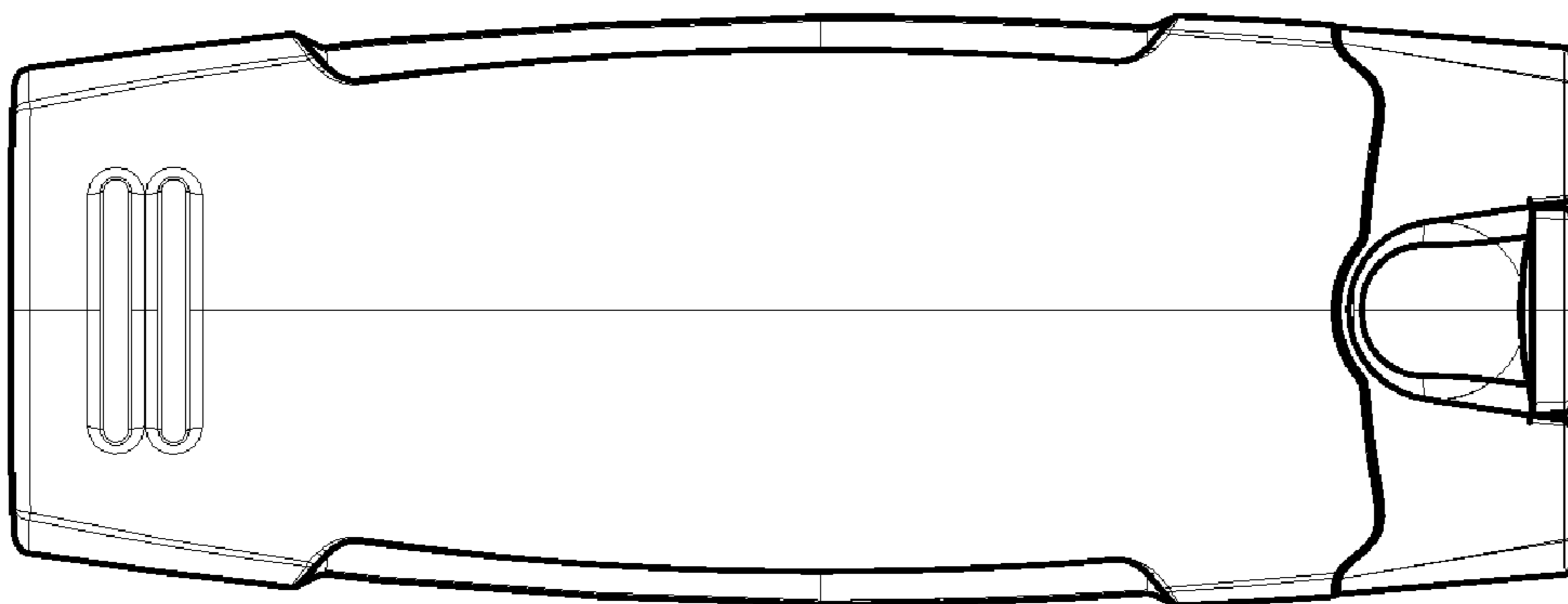


Fig. 2

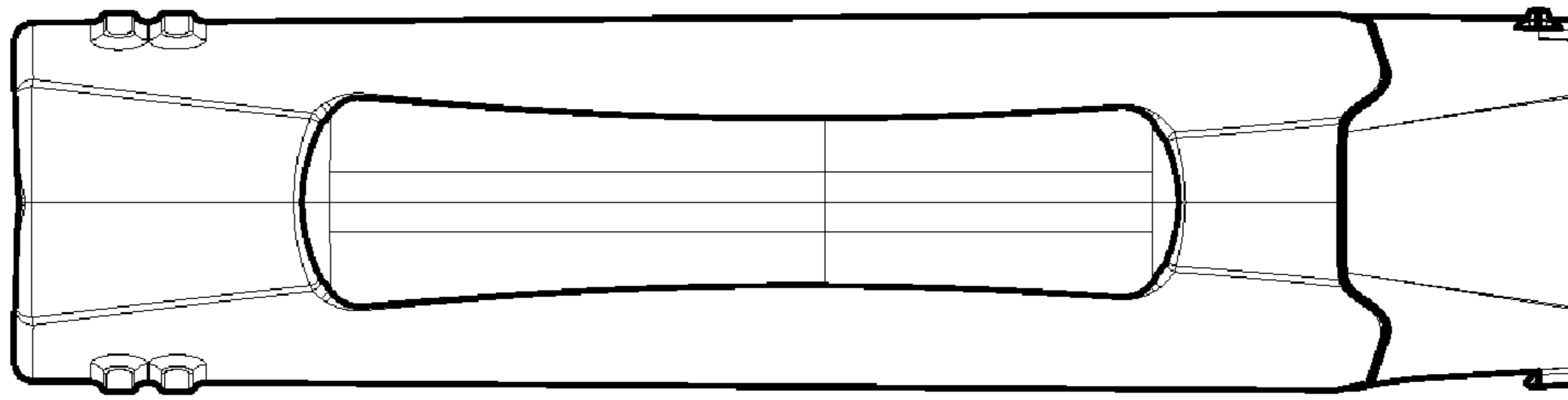


Fig. 5

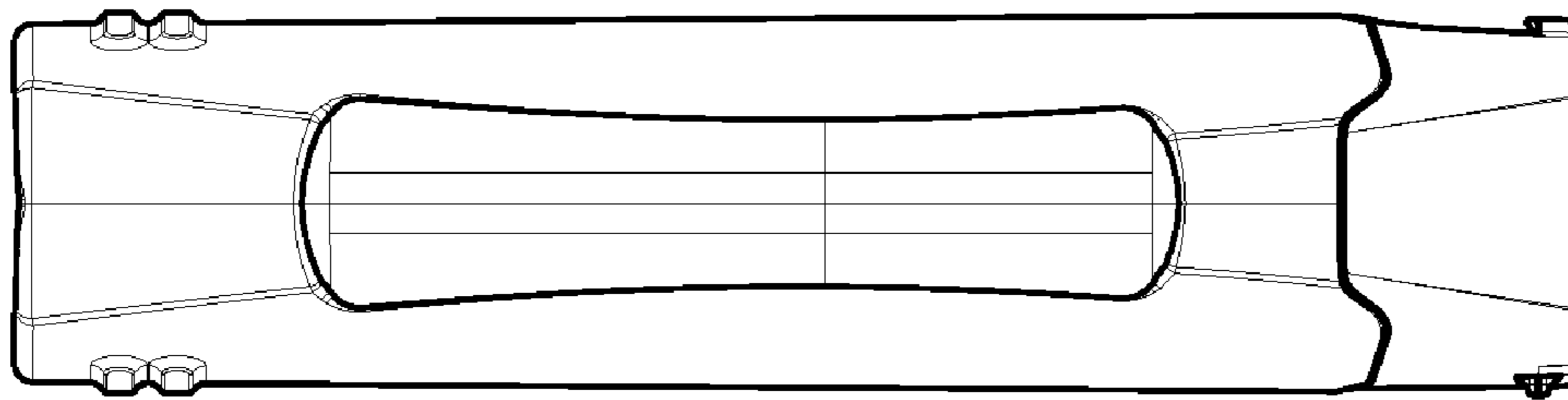


Fig. 4

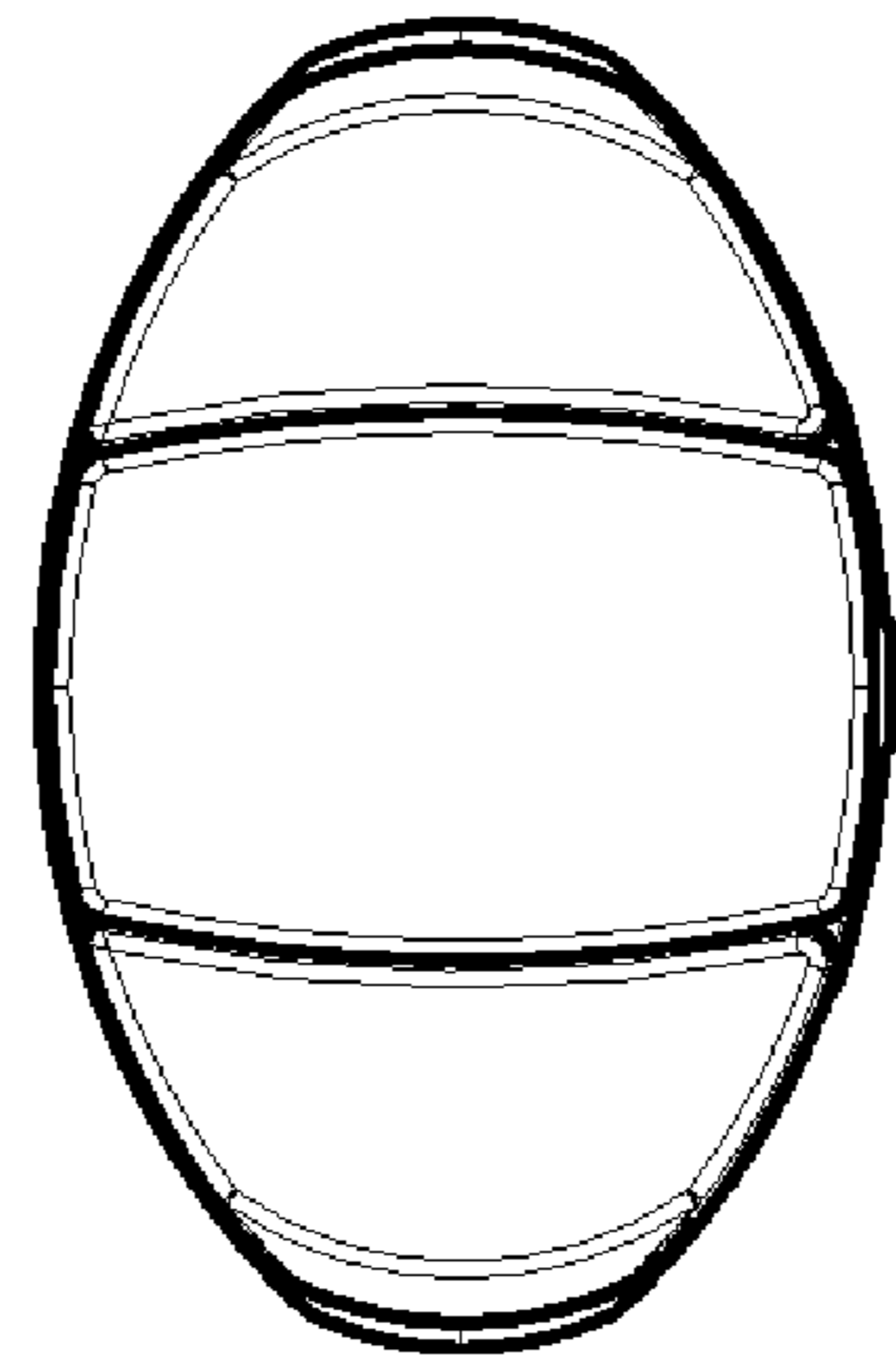


Fig. 6