



US00D585739S

(12) **United States Design Patent**
Dombrowski et al.

(10) **Patent No.:** **US D585,739 S**

(45) **Date of Patent:** **** Feb. 3, 2009**

(54) **BOTTLE CAP**

(75) Inventors: **David Dombrowski**, Liberty Township, OH (US); **Sheena Marie Moran**, Cincinnati, OH (US); **Richard Emil Hildebrand, IV**, West Chester, OH (US); **Paul Owen Nutley**, West Chester, OH (US); **Ian Carnduff**, New York, NY (US)

(73) Assignee: **The Procter & Gamble Company**, Cincinnati, OH (US)

(**) Term: **14 Years**

(21) Appl. No.: **29/270,784**

(22) Filed: **Jan. 3, 2007**

(51) **LOC (9) Cl.** **09-07**

(52) **U.S. Cl.** **D9/449; D9/446; D9/447**

(58) **Field of Classification Search** D9/516,
D9/521, 522, 529, 542-544, 557, 570, 574,
D9/575, 446, 447, 449; 215/379, 382-384;
220/660, 669, 675

See application file for complete search history.

(56) **References Cited**

U.S. PATENT DOCUMENTS

D294,121	S	*	2/1988	Cramer	D9/542
D328,246	S	*	7/1992	Nottingham et al.	D9/529 X
D356,949	S	*	4/1995	Mueller et al.	D9/440
5,499,748	A	*	3/1996	Iaia et al.	222/180
D370,848	S	*	6/1996	Dziersk et al.	D9/529
D392,561	S	*	3/1998	Markey et al.	D9/521
5,769,253	A	*	6/1998	Gross	215/235 X
D414,118	S	*	9/1999	Crawford	D9/543
D439,165	S	*	3/2001	Erckelbout et al.	D9/529 X

6,311,878	B1	*	11/2001	Kimble et al.	222/556
D459,659	S	*	7/2002	Chung	D9/529
D486,395	S	*	2/2004	Lovell et al.	D9/521
D505,078	S	*	5/2005	Fischer et al.	D9/539 X
D509,745	S	*	9/2005	Hill et al.	D9/529
D511,970	S	*	11/2005	Cleary	D9/542
D516,425	S	*	3/2006	Haffner et al.	D9/449
D540,176	S	*	4/2007	Flurer et al.	D9/529
D546,189	S	*	7/2007	Costello et al.	D9/542
D553,503	S	*	10/2007	Toh	D9/530
D558,576	S	*	1/2008	Zigmans	D9/522
D565,955	S	*	4/2008	Bernard et al.	D9/521

* cited by examiner

Primary Examiner—Carol Rademaker

(74) *Attorney, Agent, or Firm*—Bridget Murray; Mark Charles; Brian M. Bolam

(57) **CLAIM**

The ornamental design for a bottle cap, as shown and described.

DESCRIPTION

FIG. 1 is a top, front, and right side perspective view a bottle cap showing our new design;

FIG. 2 is a front elevational view thereof;

FIG. 3 is a back elevational view thereof;


FIG. 4 left side elevational view thereof;

FIG. 5 right side elevational view thereof; and,

FIG. 6 is a top plan view thereof.

The broken line showing of a bottle portion in the drawing views is included for the purpose of showing environmental structure that forms no part of the claimed design.

1 Claim, 4 Drawing Sheets



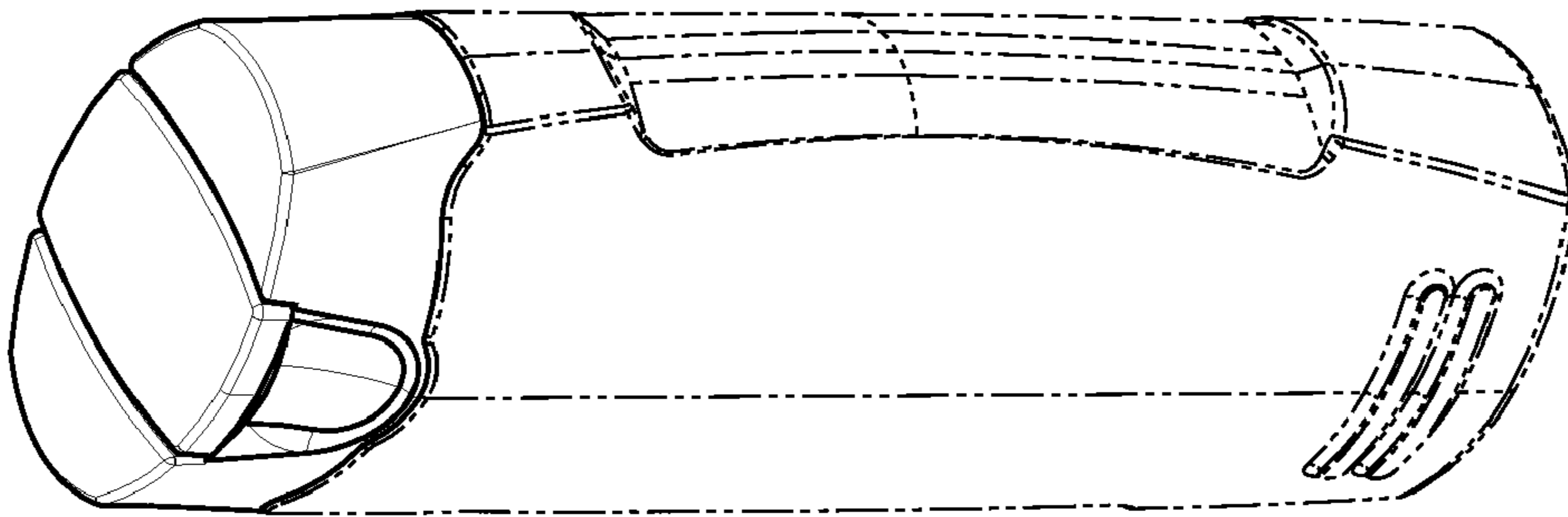


Fig. 1

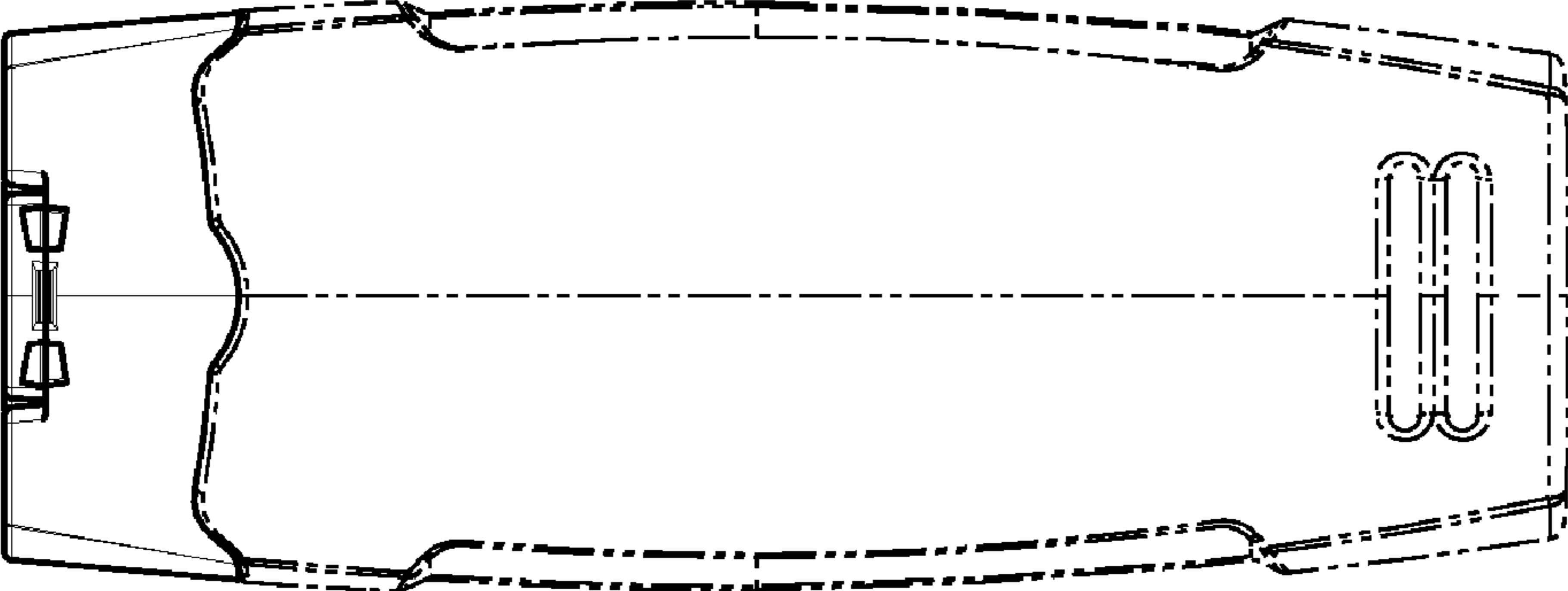


Fig. 3

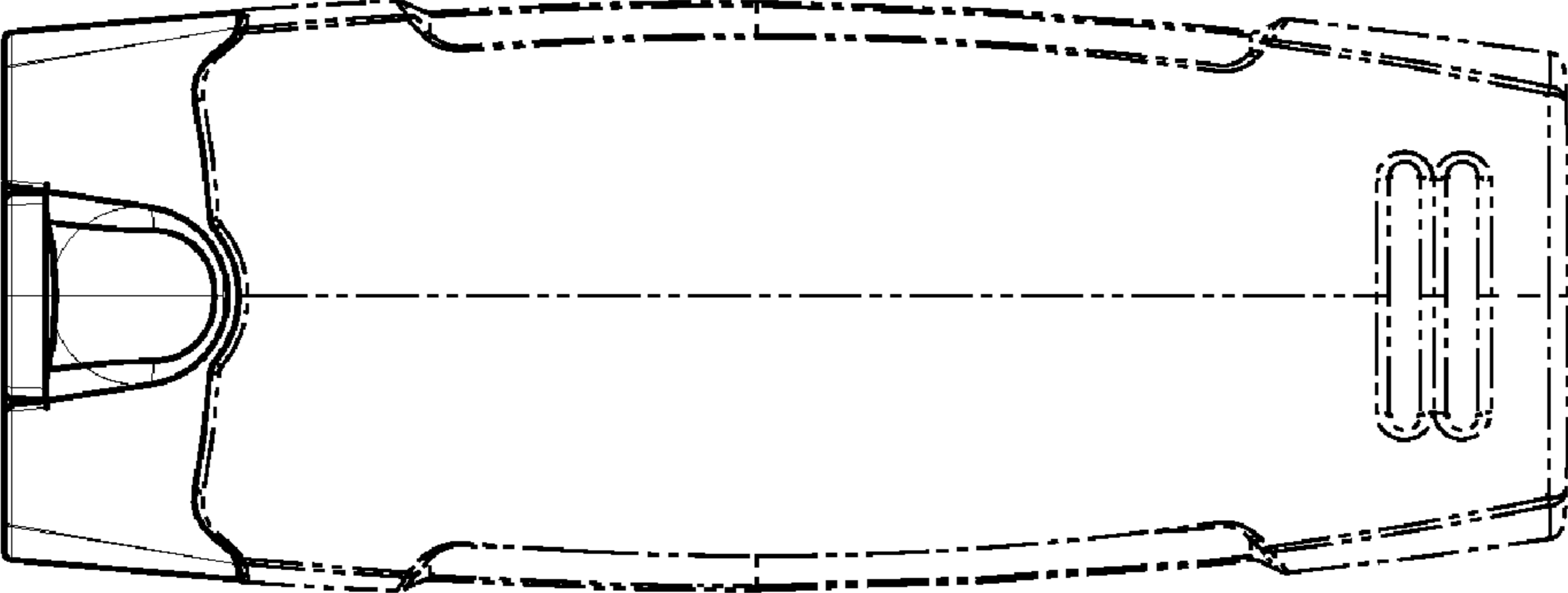


Fig. 2

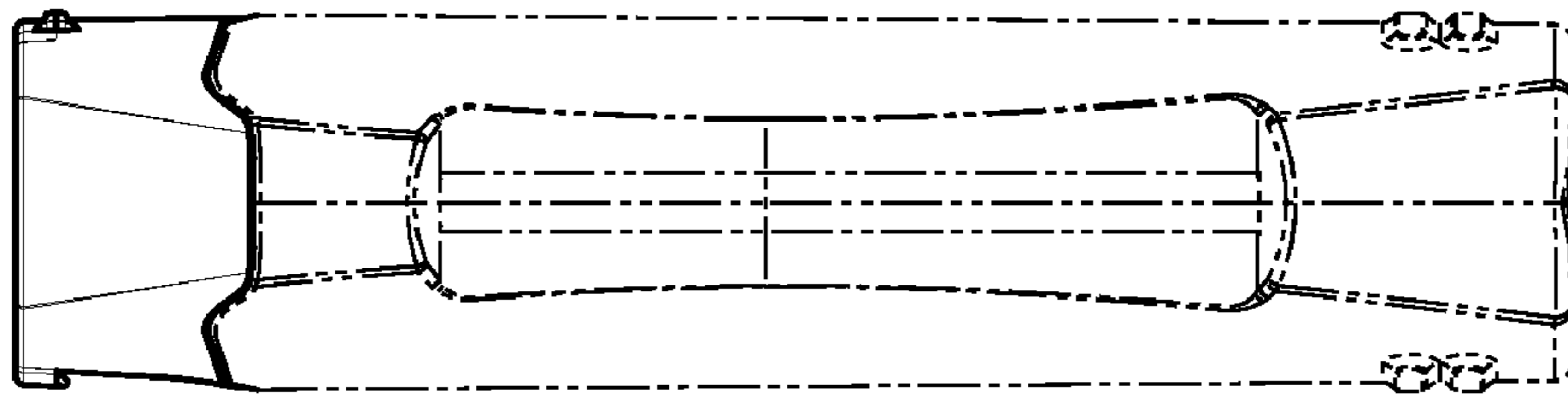


Fig. 5

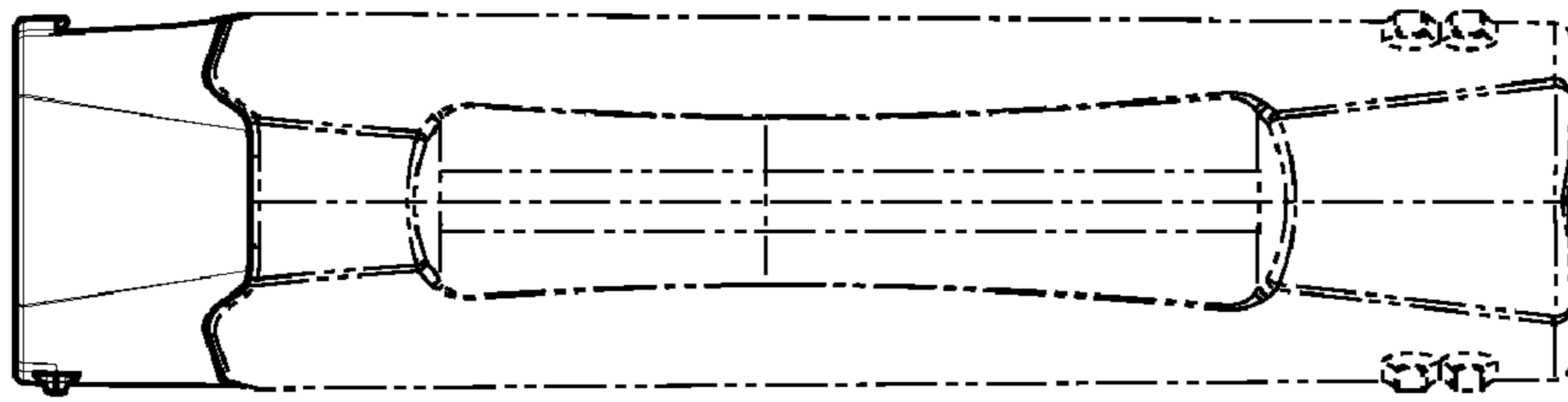


Fig. 4

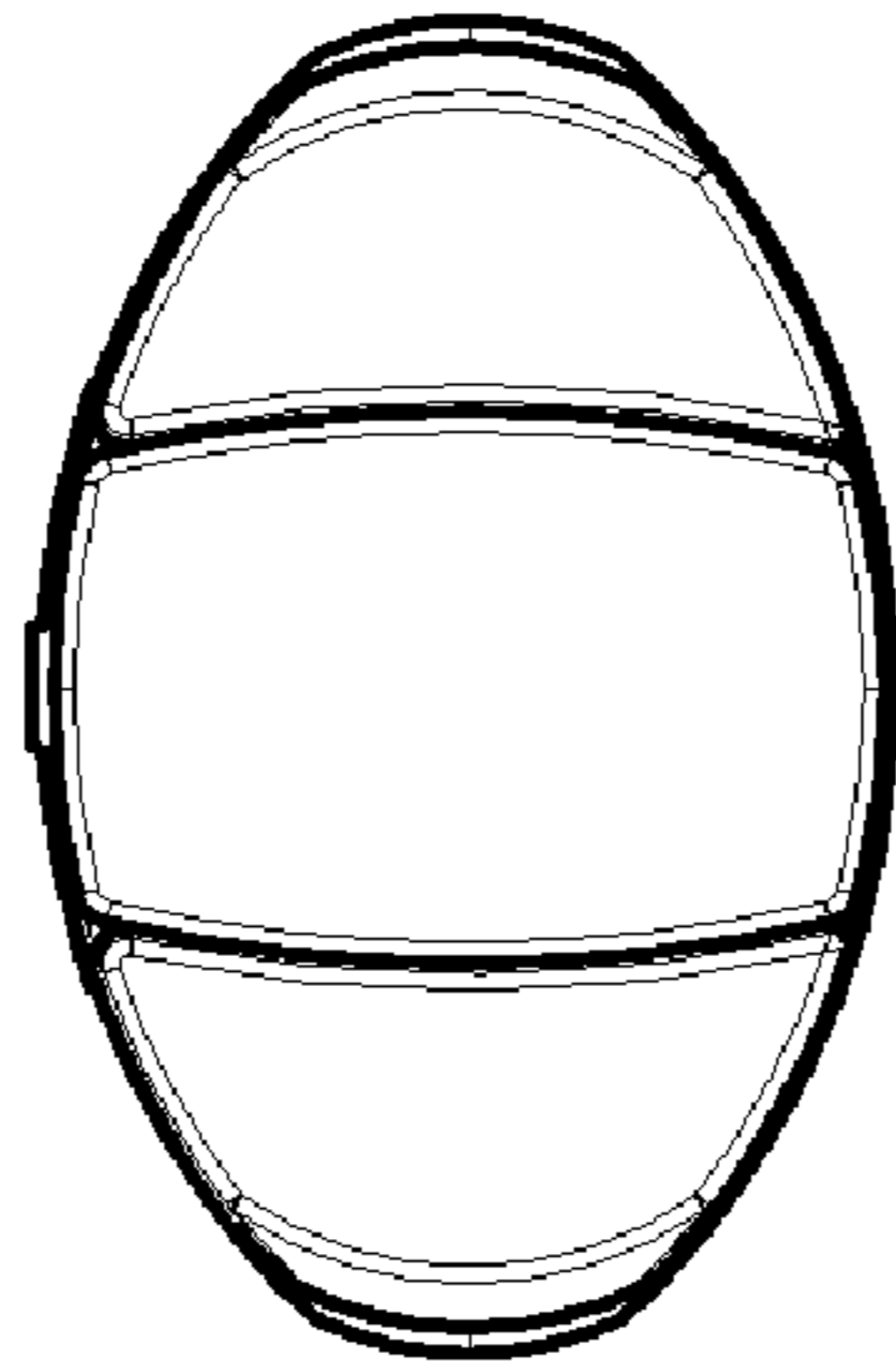


Fig. 6