



US00D585738S

(12) **United States Design Patent**
Zeyfang

(10) **Patent No.:** **US D585,738 S**

(45) **Date of Patent:** **** Feb. 3, 2009**

(54) **TEXTURED PULL CAP**

(75) Inventor: **Frederick W. Zeyfang**, Erie, PA (US)

(73) Assignee: **Protective Industries, Inc.**, Buffalo, NY (US)

(**) Term: **14 Years**

(21) Appl. No.: **29/300,575**

(22) Filed: **Apr. 11, 2008**

D365,741	S	*	1/1996	Decursu et al.	D8/310
5,648,031	A		7/1997	Sturtevant et al.		
5,658,969	A		8/1997	Gerace		
D389,066	S	*	1/1998	Lang	D9/529
D417,752	S	*	12/1999	Bakic	D28/85
6,004,641	A		12/1999	Tettamble		
6,299,817	B1		10/2001	Parkinson		
D459,226	S	*	6/2002	Guarnieri	D9/435
D459,815	S	*	7/2002	Pastucha	D24/196
D465,028	S	*	10/2002	Renz	D24/196
D520,142	S	*	5/2006	Mallet	D24/196
D538,481	S	*	3/2007	Decker	D9/529
D564,706	S	*	3/2008	Kadlubowski et al.	D9/504
2007/0090122	A1		4/2007	Zeyfang		

Related U.S. Application Data

(63) Continuation-in-part of application No. 11/258,122, filed on Oct. 26, 2005.

(51) **LOC (9) Cl.** **09-07**

(52) **U.S. Cl.** **D9/443; D9/439**

(58) **Field of Classification Search** D9/499, D9/445, 444, 439, 435, 434, 428, 600, 689, D9/529, 443; D8/DIG. 2, 402, 312, 310, D8/353; D7/398, 387, 395; D24/196; D23/250; D22/116; 220/802, 801, 713, 712, 254.7, 220/521; D1/128, 199; 16/421; D28/87
See application file for complete search history.

(56) **References Cited**

U.S. PATENT DOCUMENTS

D111,580	S	*	10/1938	Fisher	D7/398
2,309,000	A	*	1/1943	Morrison	401/61
2,793,136	A		5/1957	Root		
4,109,041	A		8/1978	Tellman		
4,501,783	A		2/1985	Hiragami et al.		
4,800,116	A		1/1989	Ventimiglia et al.		
5,177,124	A		1/1993	Questel et al.		

OTHER PUBLICATIONS

VFC Series Flexible Vinyl Cap Plugs from www.Capplugs.com.

* cited by examiner

Primary Examiner—Susan B Hattan

(57) **CLAIM**

The ornamental design for a textured pull cap, as shown and described.

DESCRIPTION

FIG. 1 is a perspective view of a textured pull cap showing my new design;

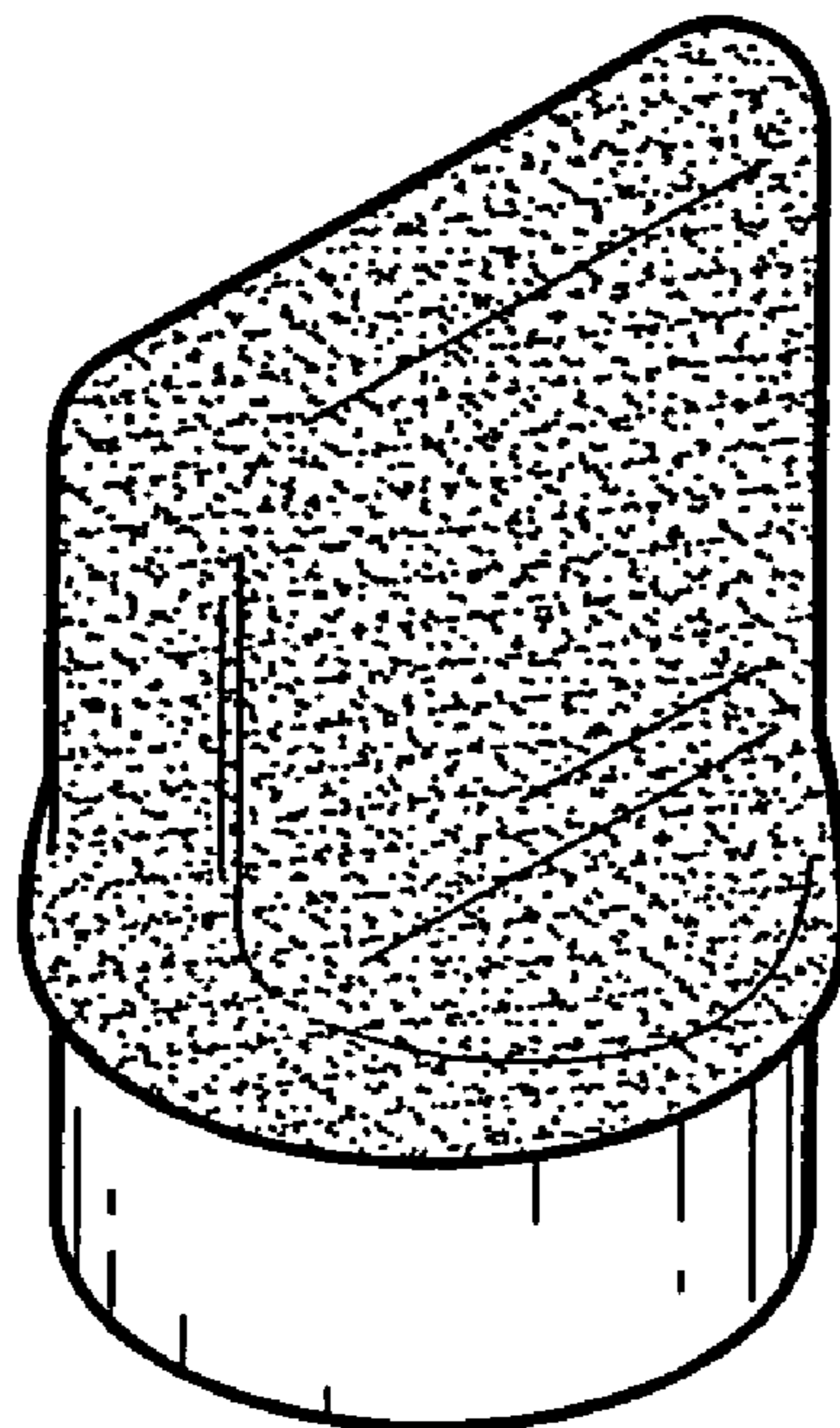
FIG. 2 is a side view of the textured pull cap of FIG. 1;

FIG. 3 is a side view of the textured pull cap of FIG. 1 rotated 90 degrees;

FIG. 4 is a top view of the textured pull cap of FIG. 1; and,

FIG. 5 is a bottom view of the textured pull cap of FIG. 1.

1 Claim, 1 Drawing Sheet



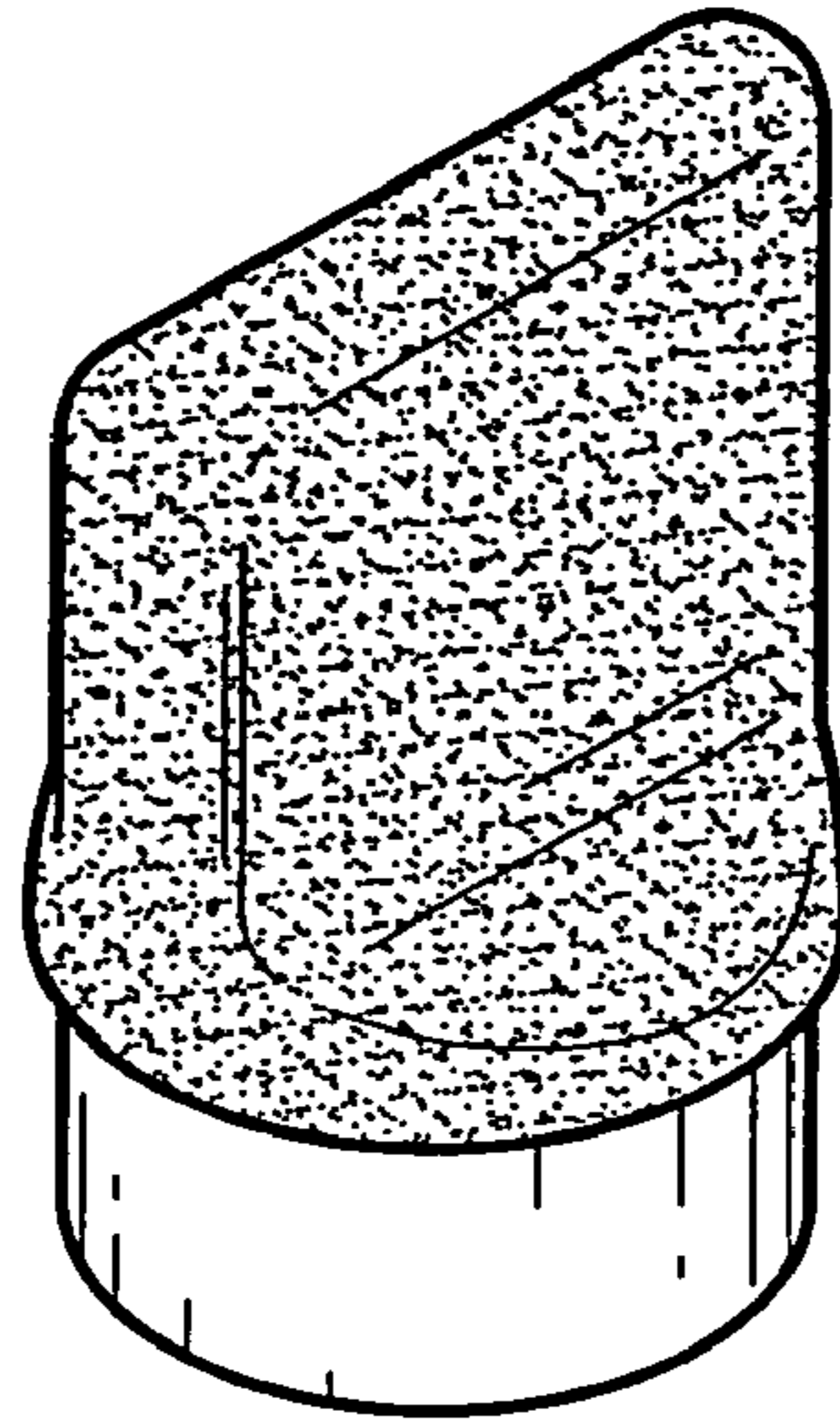


FIG. 1

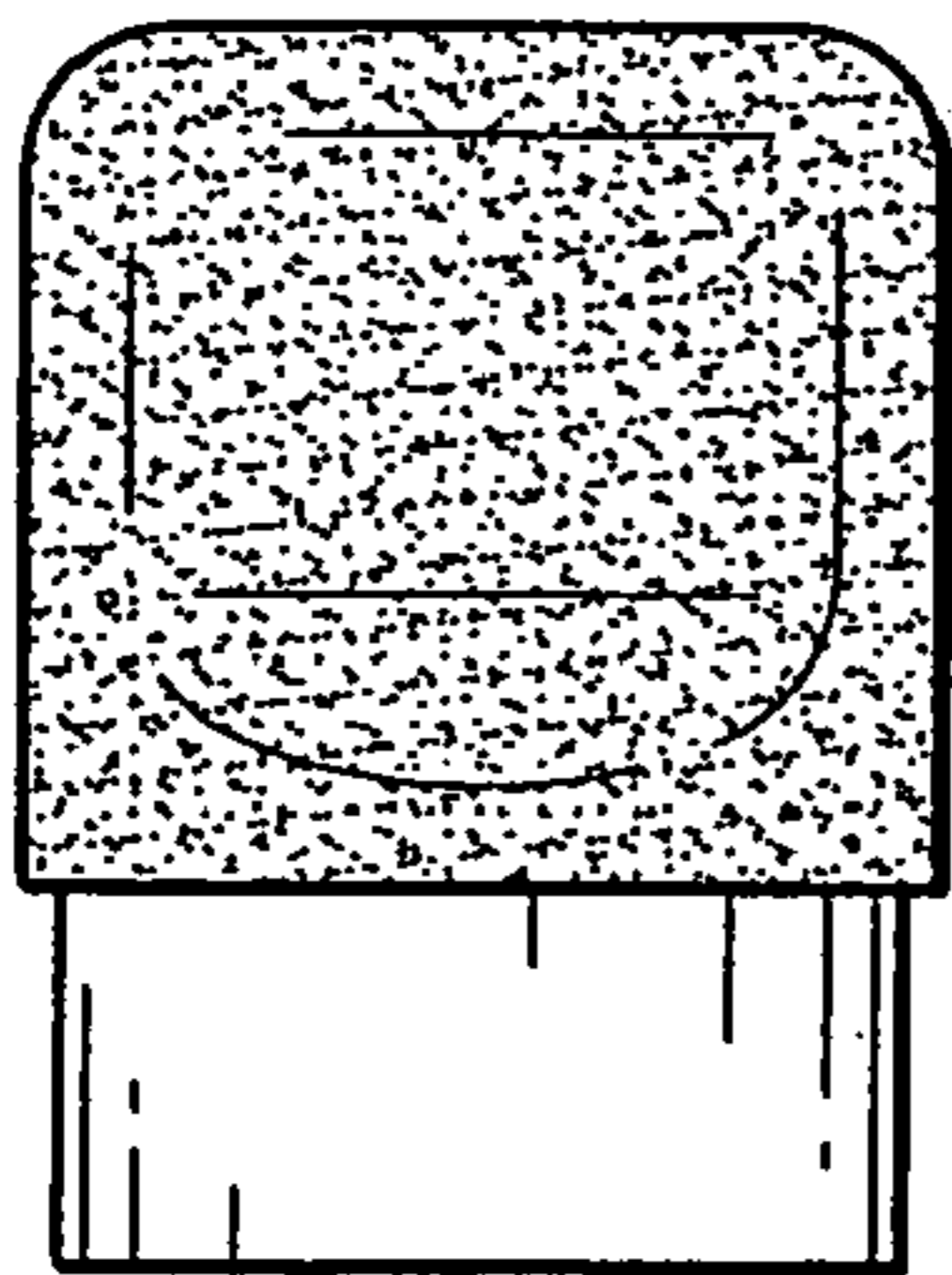


FIG. 2

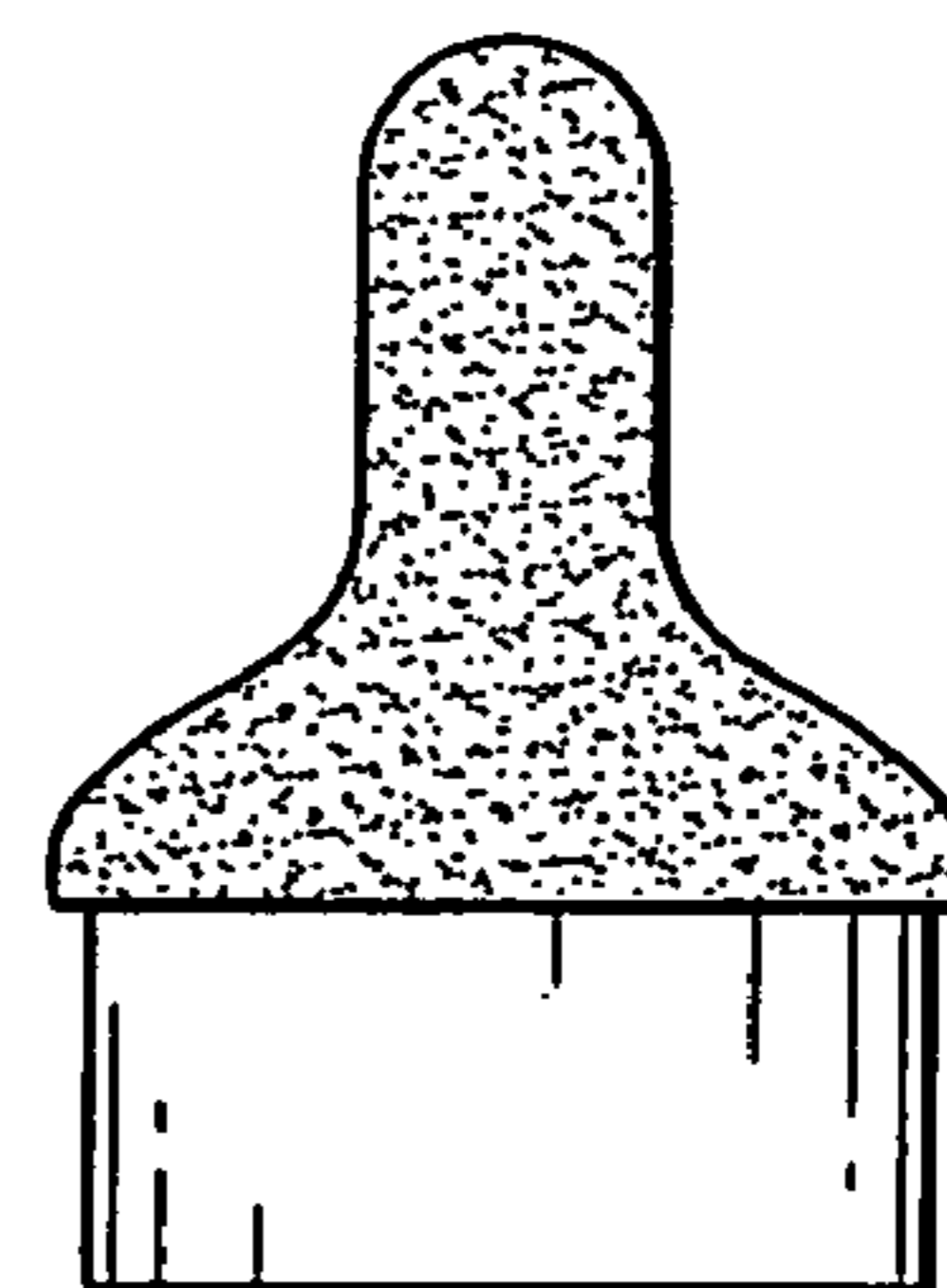


FIG. 3

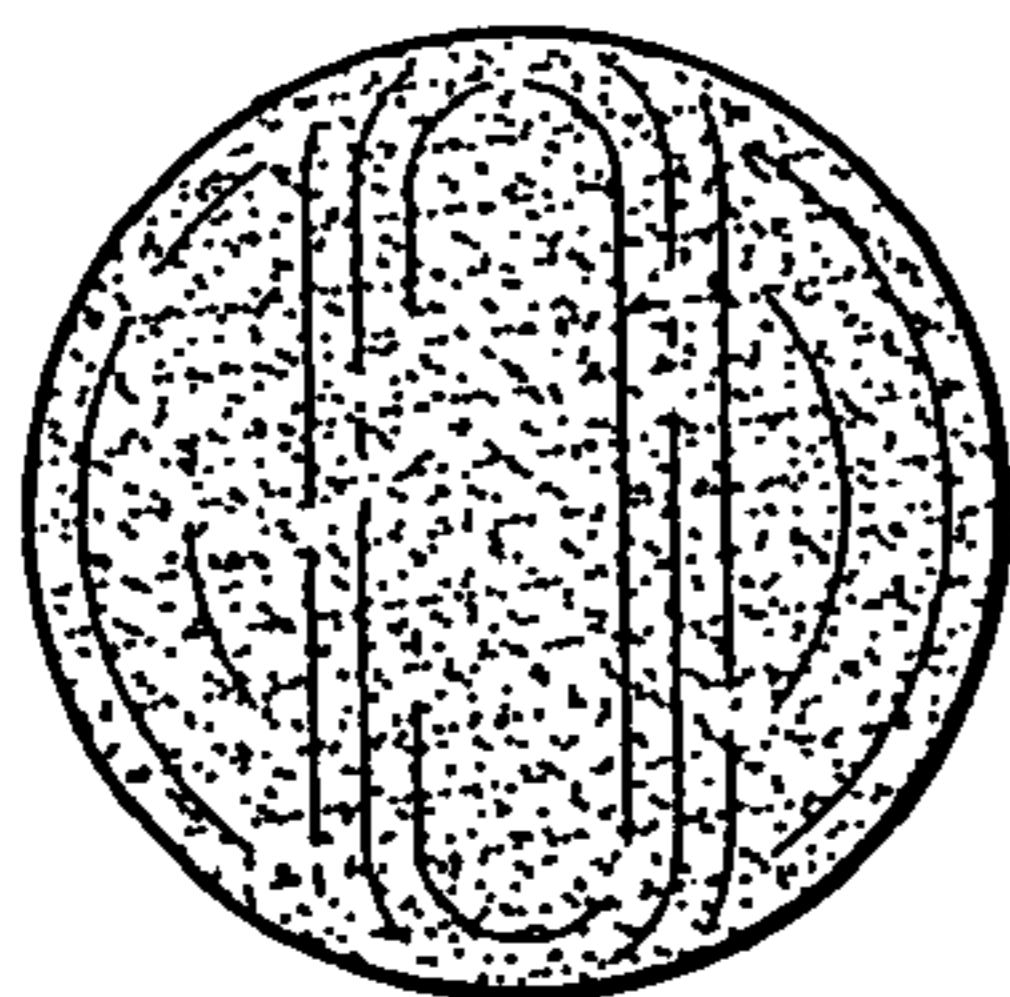


FIG. 4

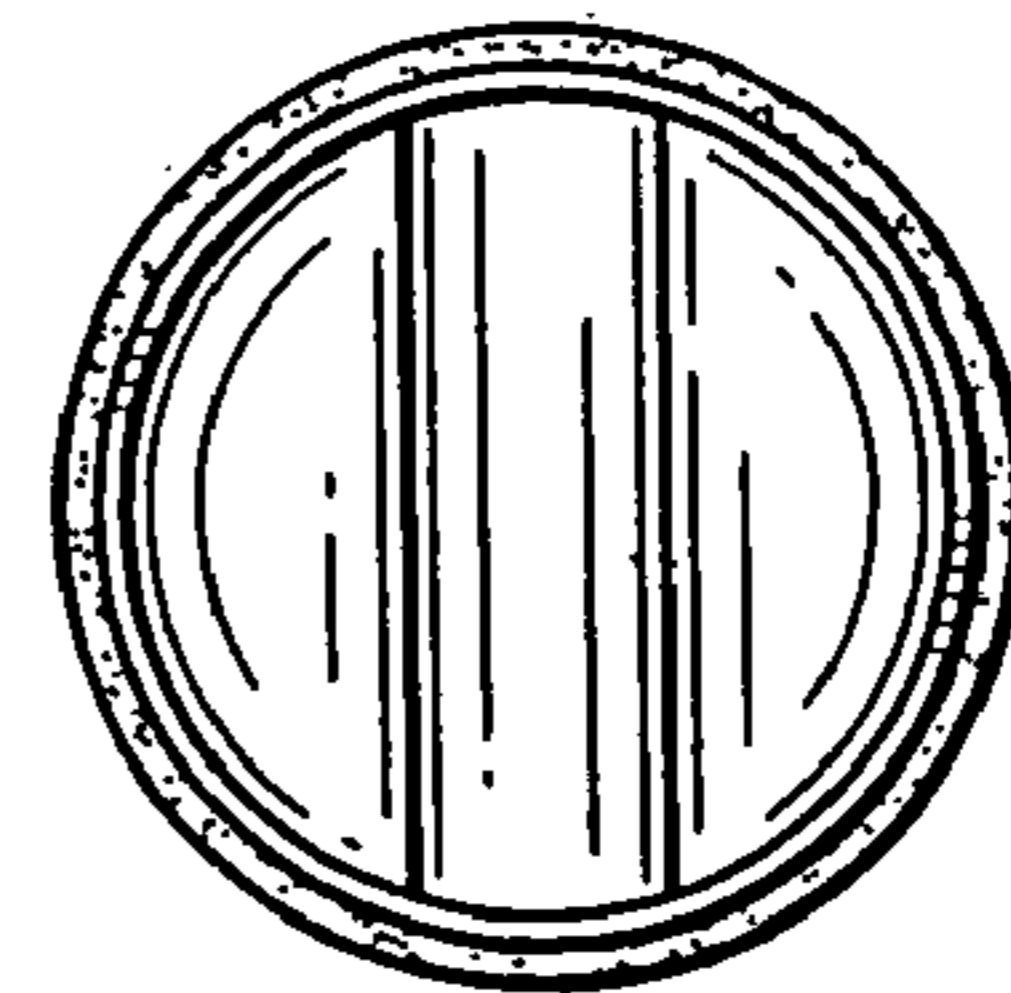


FIG. 5