

US00D585719S

(12) **United States Design Patent**  
**Imai et al.**

(10) **Patent No.:** **US D585,719 S**  
(45) **Date of Patent:** **\*\* Feb. 3, 2009**

- (54) **DOOR HANDLE FOR AN AUTOMOBILE**
- (75) Inventors: **Hirosuke Imai**, Toyota (JP); **Satoru Sugimoto**, Toyota (JP)
- (73) Assignee: **Toyota Jidosha Kabushiki Kaisha** (JP)
- (\*\*) Term: **14 Years**
- (21) Appl. No.: **29/283,963**
- (22) Filed: **Aug. 28, 2007**
- (51) **LOC (9) Cl.** ..... **08-06**
- (52) **U.S. Cl.** ..... **D8/302; D8/300**
- (58) **Field of Classification Search** ..... D8/302,  
D8/300, 308, 315, 331, 338, 341; 16/402,  
16/412; 292/336.3, 348, 353, DIG. 3  
See application file for complete search history.

(56) **References Cited**

**U.S. PATENT DOCUMENTS**

D182,871	S	*	5/1958	Bianco	.....	D8/302
D183,429	S	*	8/1958	Reynolds	.....	D8/302
4,883,296	A	*	11/1989	Laurie	.....	292/336.3
6,719,336	B2	*	4/2004	Sato	.....	292/336.3
D499,951	S	*	12/2004	Hattori	.....	D8/308
6,880,870	B2	*	4/2005	Costigan	.....	292/336.3
6,964,439	B2	*	11/2005	Nomura et al.	.....	292/336.3
D512,626	S	*	12/2005	Elwell et al.	.....	D8/315

**OTHER PUBLICATIONS**

Toyota, Lexus IS250, Brochure of Lexus IS250, Aug. 2005, Toyota Jidosha Kabushiki Kaisha.

BMW, 5 Series, Brochure of 5 Series, 2005, BMW AG (Bayerische Motoren Werke Aktiengesellschaft).

Honda, FR V, Brochure of FR-V, Apr. 2006, Honda Motor Co., Ltd.

\* cited by examiner

*Primary Examiner*—Prabhakar Deshmukh

*Assistant Examiner*—Derrick Holland

(74) *Attorney, Agent, or Firm*—Saidman DesignLaw Group

(57) **CLAIM**

The ornamental design for a door handle for an automobile, as shown and described.

**DESCRIPTION**

FIG. 1 is a front right perspective view of a door handle for an automobile showing our new design;

FIG. 2 is a front left perspective view thereof;

FIG. 3 is a rear right perspective view thereof;

FIG. 4 is a rear left perspective view thereof;

FIG. 5 is a front view thereof;

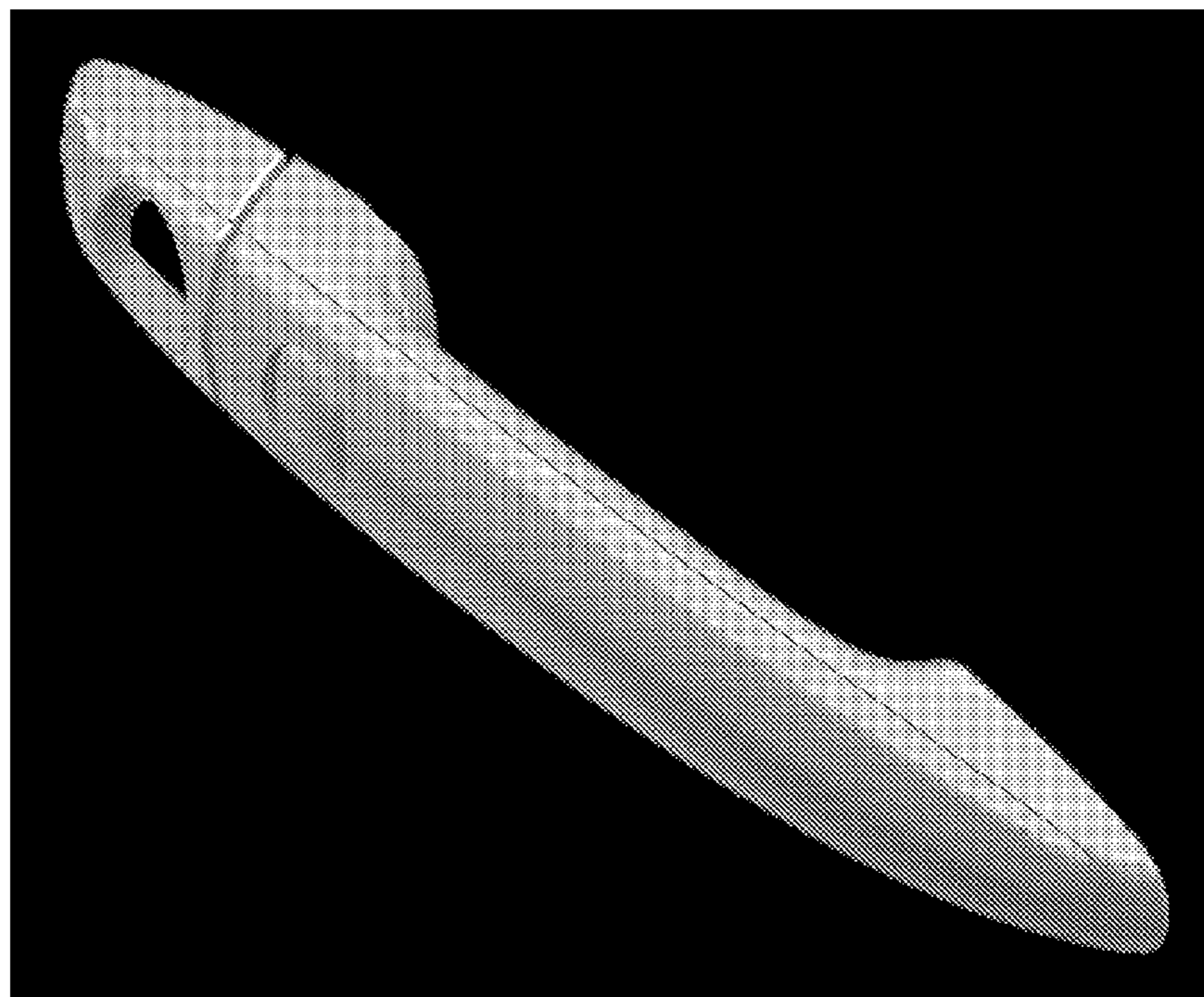
FIG. 6 is a top view thereof;

FIG. 7 is a bottom view thereof;

FIG. 8 is a right-side view thereof; and,

FIG. 9 is a left-side view thereof.

**1 Claim, 3 Drawing Sheets**






FIG. 1

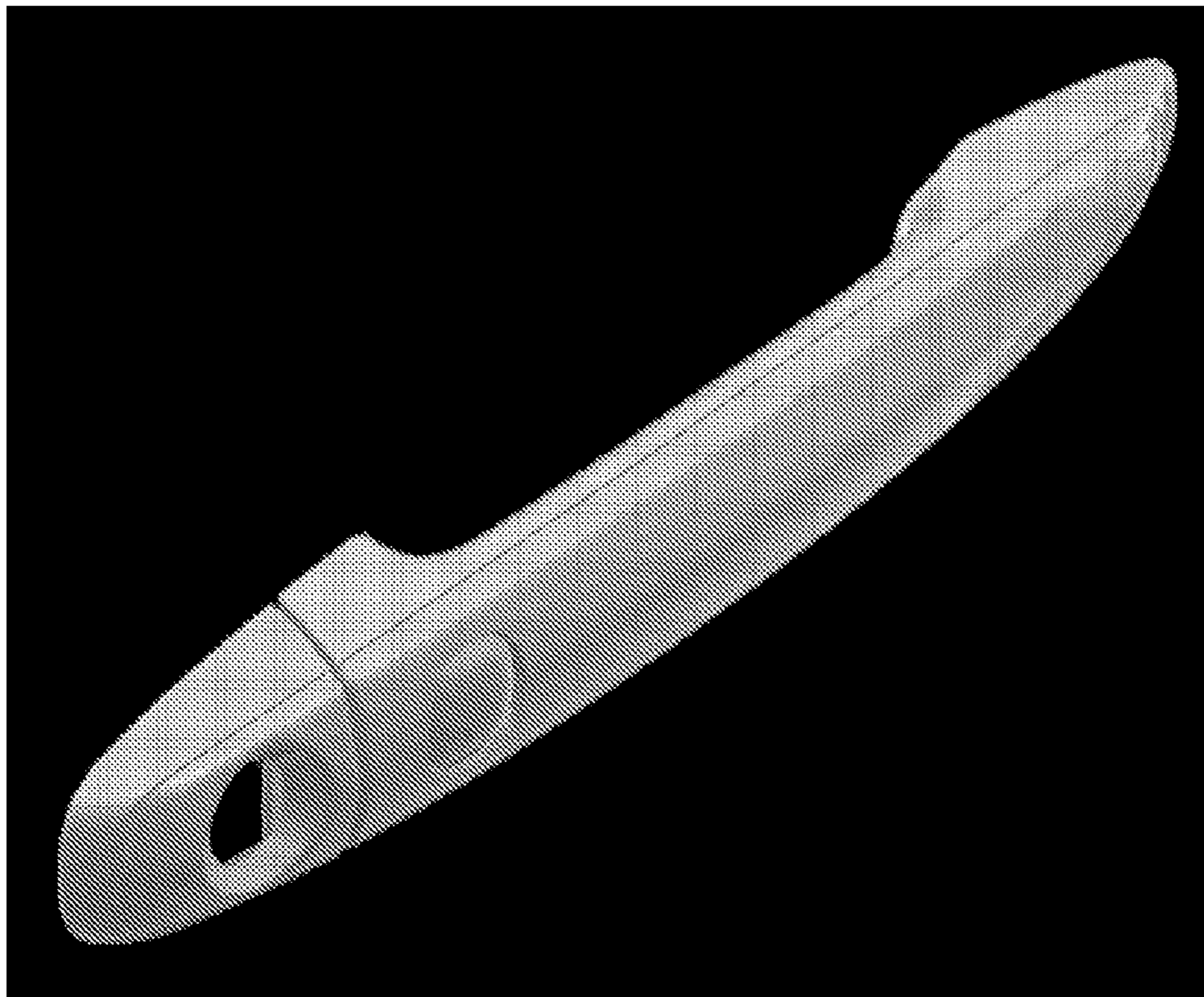


FIG. 2




FIG. 3




FIG. 4




FIG. 5




FIG. 6




FIG. 7




FIG. 8




FIG. 9