



US00D585709S

(12) **United States Design Patent**
Peterson et al.

(10) **Patent No.:** **US D585,709 S**
(45) **Date of Patent:** **** Feb. 3, 2009**

- (54) **COMBINED CHOPPER AND SLICER**
- (75) Inventors: **Sarah S. Peterson**, Philadelphia, PA
(US); **Sascha Kaposi**, Tacoma, WA (US)
- (73) Assignee: **Progressive International Corporation**,
Kent, WA (US)
- (**) Term: **14 Years**
- (21) Appl. No.: **29/306,454**
- (22) Filed: **Apr. 9, 2008**
- (51) **LOC (9) Cl.** **07-06**
- (52) **U.S. Cl.** **D7/693**
- (58) **Field of Classification Search** D7/678,
D7/693, 672-675; 30/114, 299, 117, 303,
30/301, 316, 130, 315; 99/537, 538, 584,
99/595; 83/597, 663

- 4,670,987 A 6/1987 Casey, Jr.
- 4,759,148 A 7/1988 Love
- 4,805,843 A 2/1989 Draper
- D303,482 S * 9/1989 Barrault D7/381
- 4,924,575 A 5/1990 James
- 5,098,286 A 3/1992 York
- 5,121,679 A 6/1992 Mertz
- D331,687 S 12/1992 Gilbert
- D335,609 S * 5/1993 Cesaroni et al. D7/693
- 5,216,031 A * 6/1993 Dobson et al. 99/538
- 5,245,902 A 9/1993 Pereira
- 5,271,317 A * 12/1993 Aguerrevere et al. 99/538
- 5,303,472 A 4/1994 Mbanugo
- 5,337,480 A 8/1994 Codikow
- 5,499,578 A 3/1996 Payne
- 5,516,038 A 5/1996 Zaccarini
- 5,562,533 A 10/1996 Gallagher

See application file for complete search history.

(56) **References Cited**
U.S. PATENT DOCUMENTS

- 113,023 A 3/1871 Crawford
- 662,588 A 11/1900 Bloom
- 751,433 A 2/1904 Kennedy
- 809,952 A 1/1906 Hoffa
- 928,019 A 7/1909 Bartow
- 1,504,501 A 8/1924 Pope
- 1,674,475 A 6/1928 Loomis
- 2,030,975 A 2/1936 Fairchild
- 2,309,814 A 2/1943 Youngberg
- 2,485,877 A 10/1949 Hamilton, Jr.
- 3,077,213 A 2/1963 Germano
- 3,216,474 A 11/1965 Popeil
- 3,601,249 A 8/1971 Larsson
- 3,997,072 A 12/1976 Guth
- 4,095,339 A 6/1978 Turner
- 4,212,431 A 7/1980 Doyel
- 4,457,070 A 7/1984 Reeves
- 4,557,053 A 12/1985 Hadley, Jr.
- 4,572,444 A * 2/1986 Shaddock 241/168
- 4,573,384 A 3/1986 Jones
- 4,574,479 A 3/1986 Gramann

(Continued)

FOREIGN PATENT DOCUMENTS

GB 2286110 8/1995

(Continued)

Primary Examiner—Terry A Wallace
(74) *Attorney, Agent, or Firm*—Black Lowe & Graham,
PLLC

(57) **CLAIM**

We claim the ornamental design for the combined chopper and slicer, as shown and described.

DESCRIPTION

FIG. 1 is a top perspective view of the combined chopper and slicer, showing our new design;

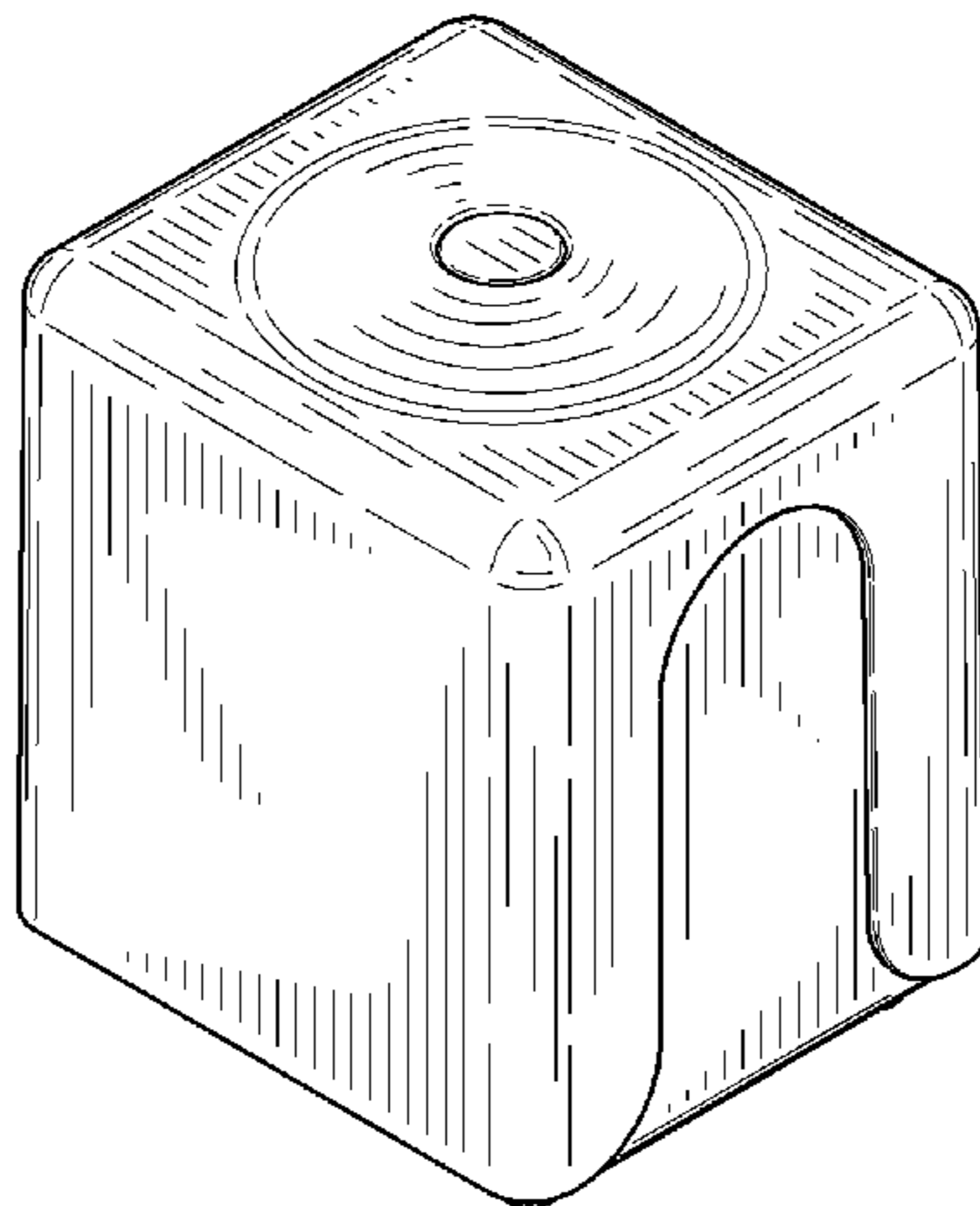
FIG. 2 is a top view of the combined chopper and slicer;

FIG. 3 is a left side view of the combined chopper and slicer, the right side view being identical;

FIG. 4 is a front side view of the combined chopper and slicer, the back side view being identical; and,

FIG. 5 is a bottom view of the combined chopper and slicer.

1 Claim, 3 Drawing Sheets



US D585,709 S

Page 2

U.S. PATENT DOCUMENTS

5,692,424 A 12/1997 Wallace
D388,665 S 1/1998 So
5,704,485 A 1/1998 Cautereels et al.
5,937,525 A 8/1999 Chan
5,967,875 A 10/1999 Graef
6,047,625 A 4/2000 Mendenhall
6,209,439 B1 4/2001 Repac et al.
D447,391 S 9/2001 Bodum
6,293,445 B1 9/2001 Miller
6,336,552 B1 1/2002 Meier
6,558,244 B1 5/2003 Nedelka
6,601,491 B1 8/2003 Jensen
D485,328 S 1/2004 Jastrzembski
6,726,266 B2 4/2004 May

6,799,495 B2 10/2004 Jensen
6,802,149 B1 10/2004 Albanese, Jr. et al.
6,805,032 B2 10/2004 Engdahl
D499,615 S 12/2004 Nordgren
6,923,104 B2 8/2005 Jensen
D519,001 S 4/2006 So
2002/0003144 A1 1/2002 Grimes
2003/0051345 A1 3/2003 Louie et al.
2004/0055437 A1 3/2004 Engdahl

FOREIGN PATENT DOCUMENTS

WO 02064331 8/2002
WO 2005090029 9/2005

* cited by examiner

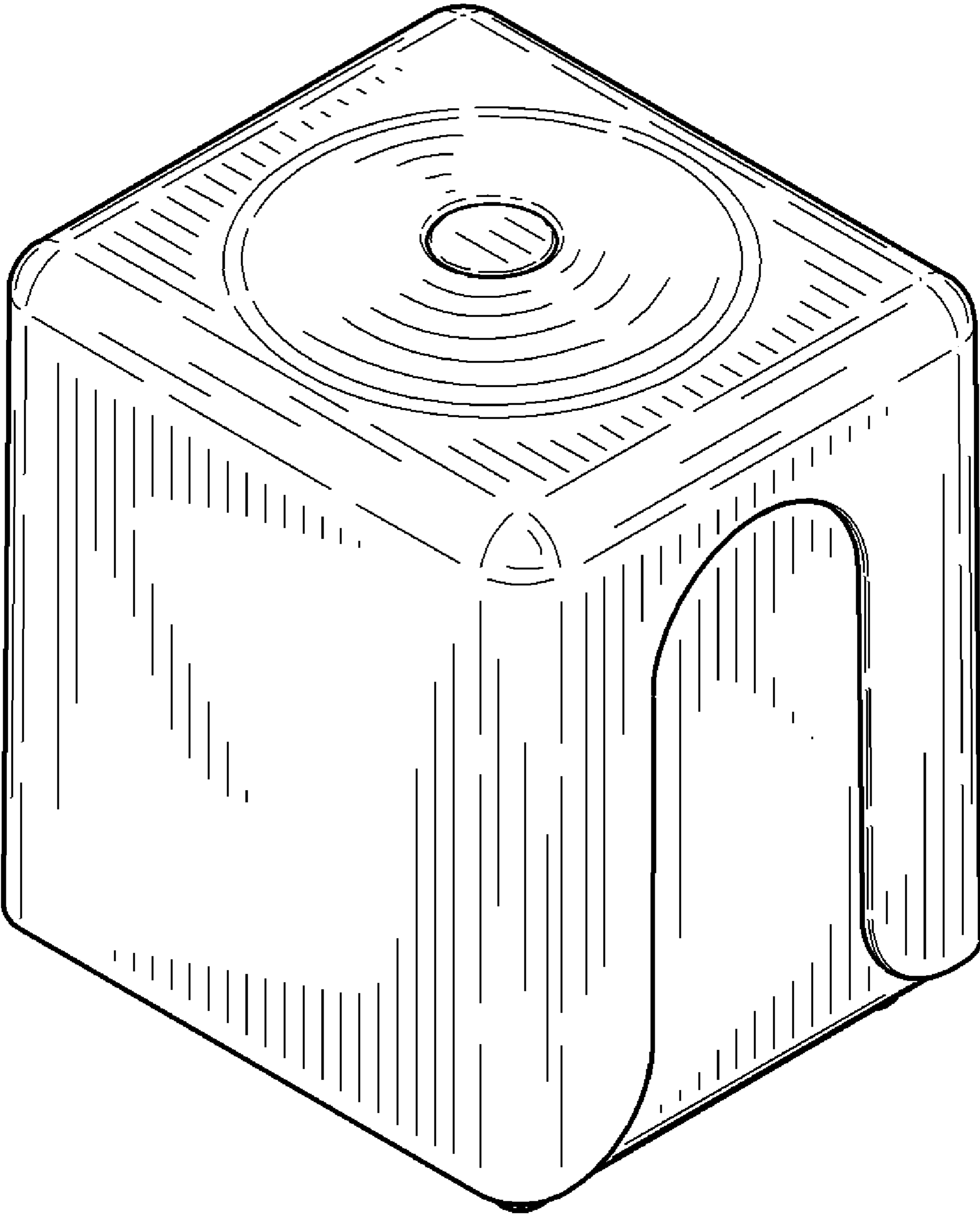


FIG.1

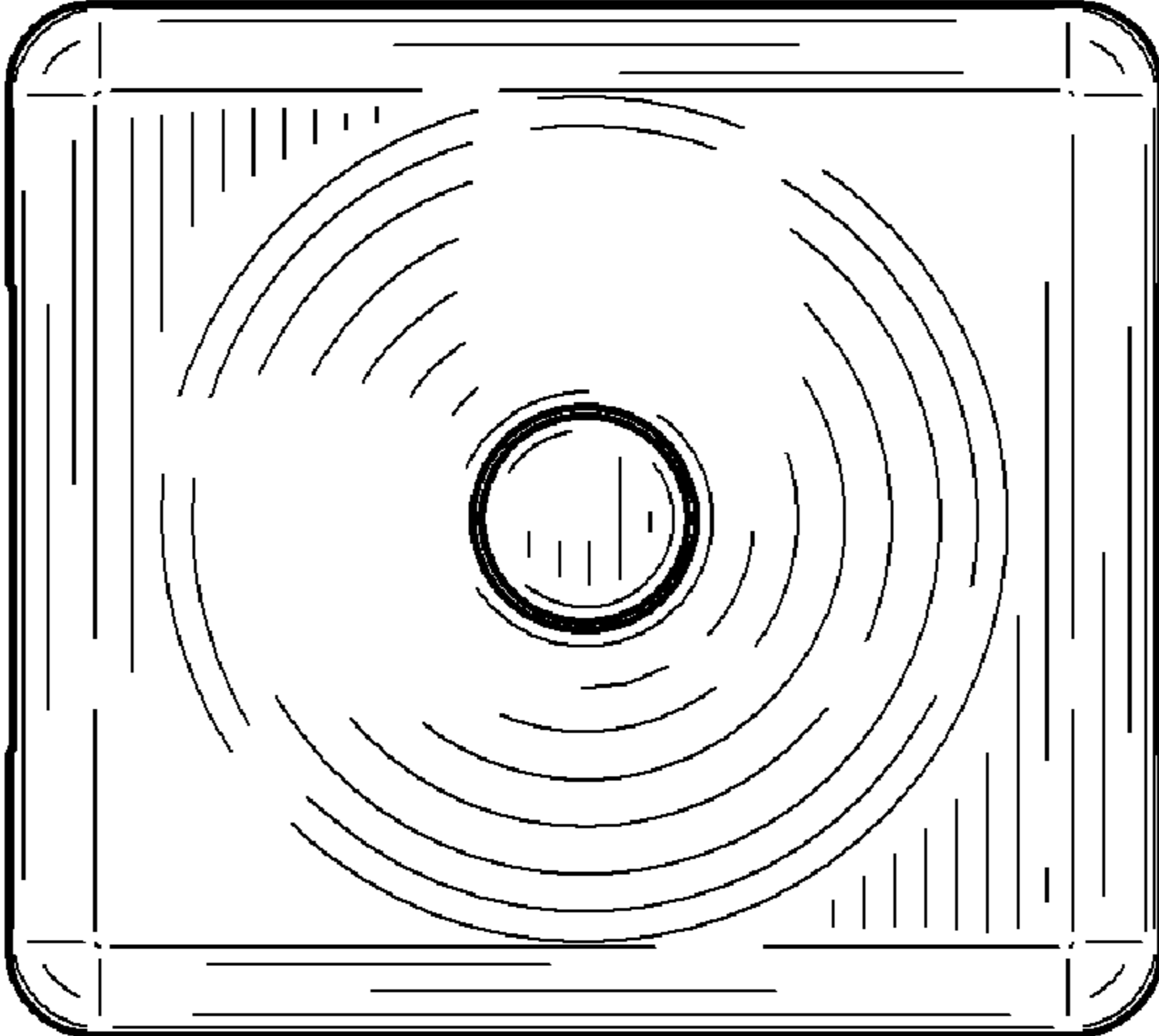


FIG. 2

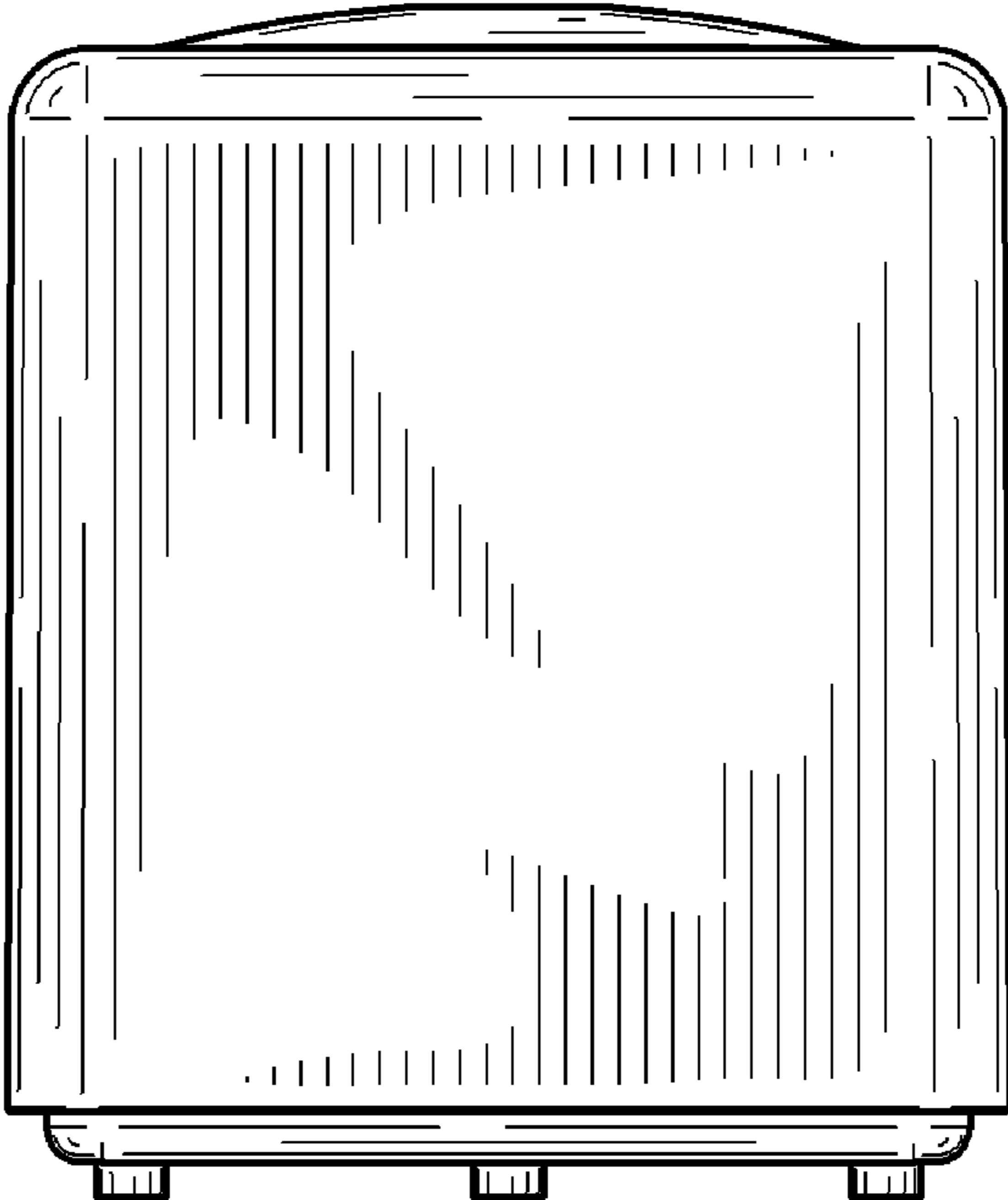


FIG. 3

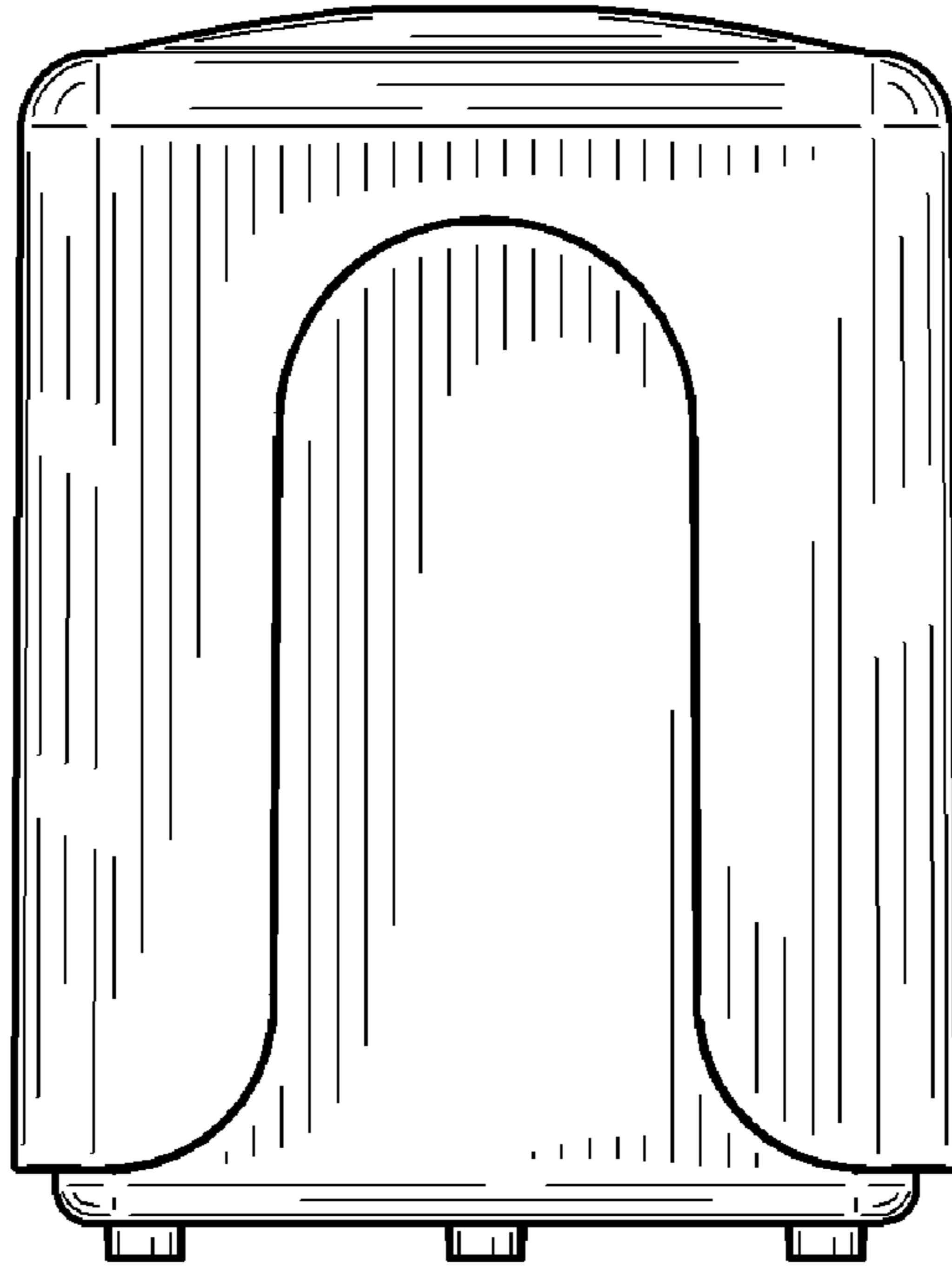


FIG. 4

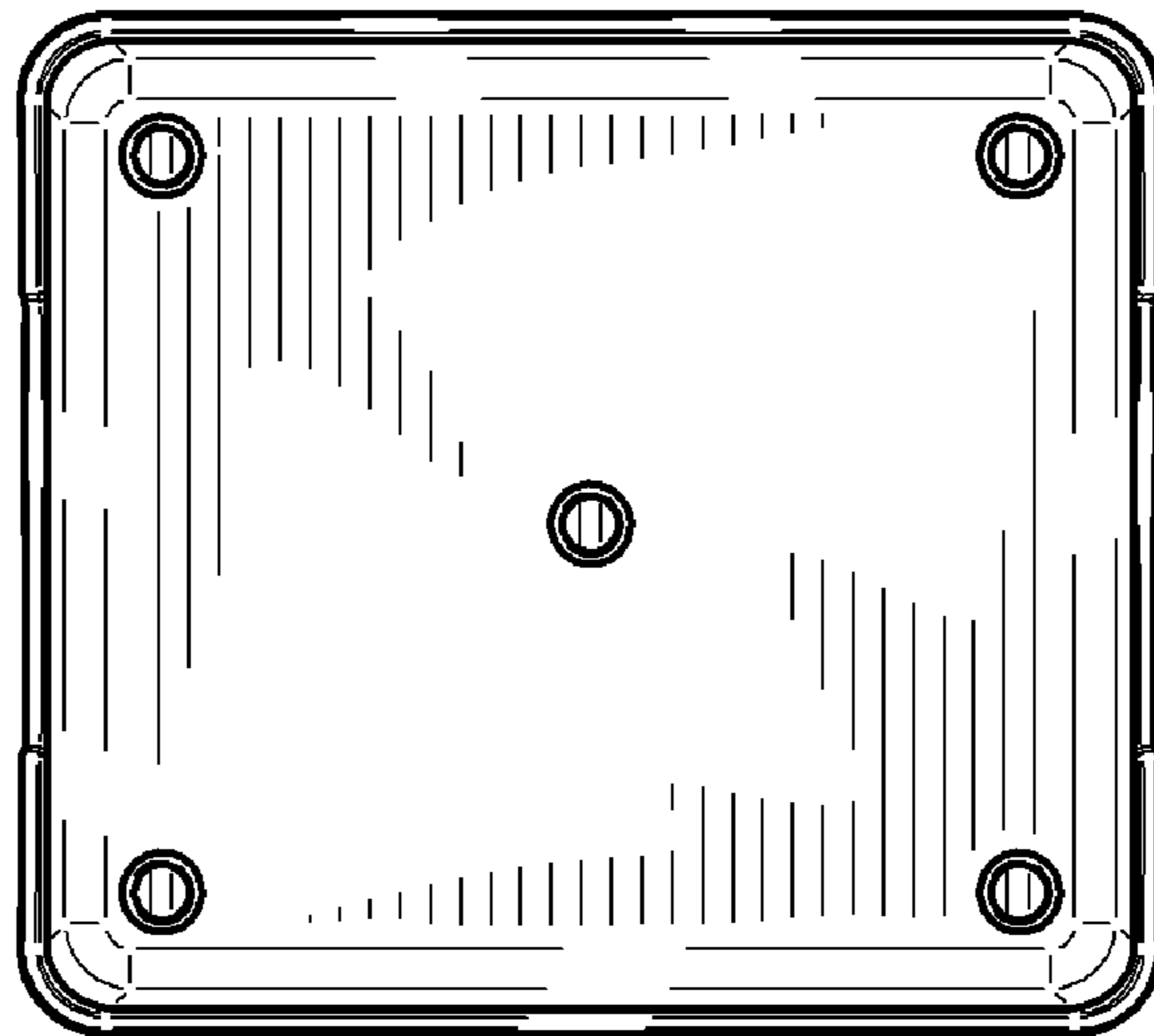


FIG. 5