



(12) **United States Design Patent**
Weers et al.

(10) **Patent No.:** **US D585,705 S**
(45) **Date of Patent:** **** Feb. 3, 2009**

(54) **COOLER FOR BEER AND WINE**

(76) Inventors: **Dianne Marlene Weers**, 1951 Iroquois Trail, Hastings, MI (US) 49058; **Arthur William Moredick**, 1951 Iroquois Trail, Hastings, MI (US) 49058

(**) Term: **14 Years**

(21) Appl. No.: **29/317,084**

(22) Filed: **Apr. 22, 2008**

(51) **LOC (9) Cl.** **07-01**

(52) **U.S. Cl.** **D7/607**

(58) **Field of Classification Search** D7/605-608, D7/709; D3/201, 202, 229, 232, 233, 276, D3/272, 273; 222/105, 146.1, 146.6, 183, 222/185.1; 383/110; 220/915.1, 915.2, 592.01, 220/592.09, 592.2

See application file for complete search history.

(56) **References Cited**

U.S. PATENT DOCUMENTS

5,163,485 A * 11/1992 Hermann 222/183
5,909,841 A * 6/1999 Andrews et al. 229/125.15
5,931,583 A * 8/1999 Collie 383/110
6,209,781 B1 * 4/2001 Sylvester et al. 229/110
6,375,040 B1 * 4/2002 Allanson et al. 222/105

6,755,324 B2 * 6/2004 Geshay 222/185.1
2005/0023292 A1 * 2/2005 Market et al. 222/105
2007/0274613 A1 * 11/2007 Pruchnicki et al. 383/110

* cited by examiner

Primary Examiner—Terry A Wallace

(57) **CLAIM**

The ornamental design for a cooler for beer and wine, as shown and described.

DESCRIPTION

FIG. 1 is a perspective view of a cooler for beer and wine, showing my new design;

FIG. 2 is a front elevational view of the invention;

FIG. 3 is a rear elevational view of the invention;

FIG. 4 is a left-side elevational view of the invention;

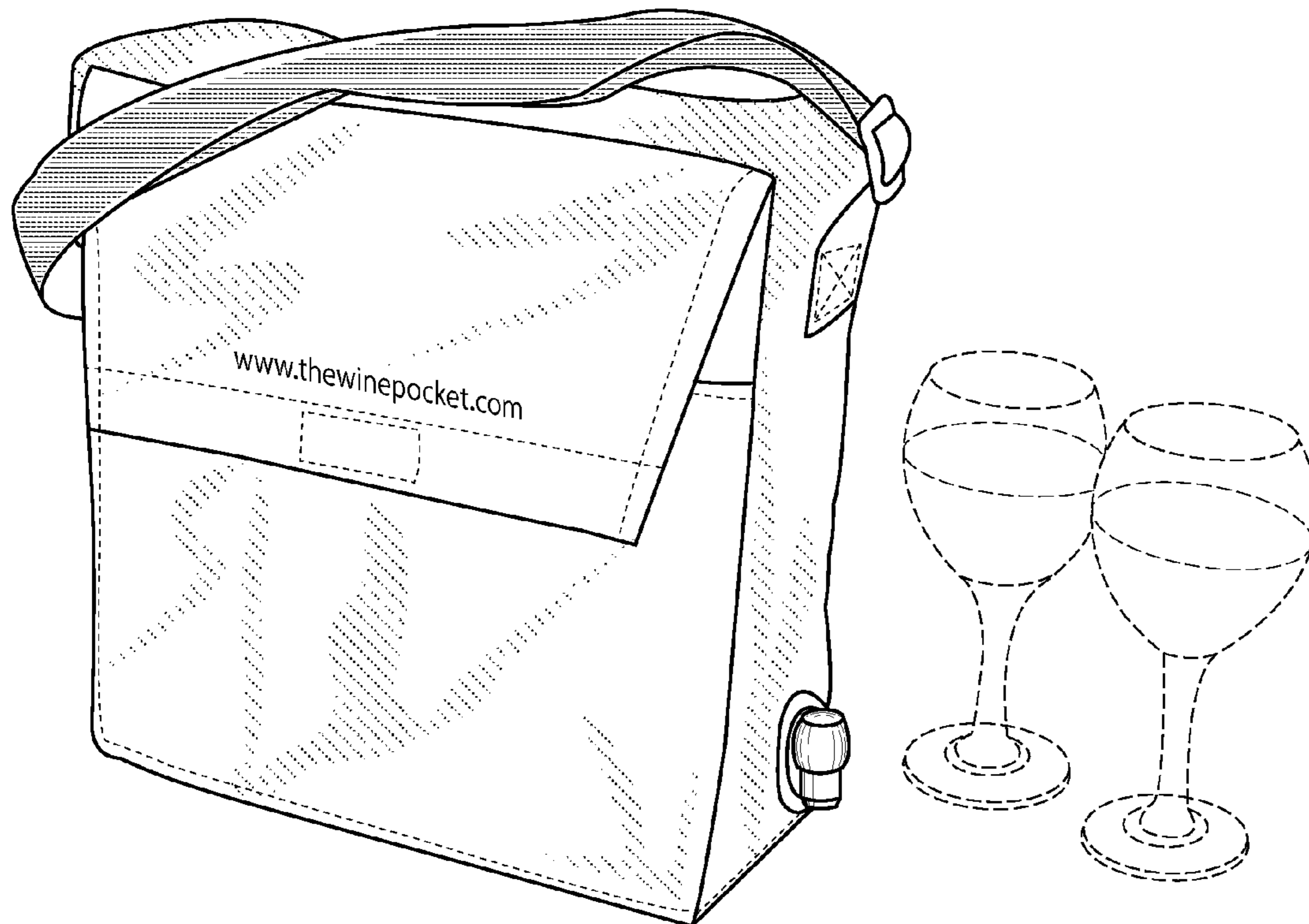
FIG. 5 is a right-side elevational view of the invention;

FIG. 6 is a top plan view of the invention; and,

FIG. 7 is a bottom plan view of the invention.

The broken lines showing wine glasses in FIG. 1 are included for the purpose of illustrating the invention in use, and form no part of the claimed design.

1 Claim, 2 Drawing Sheets



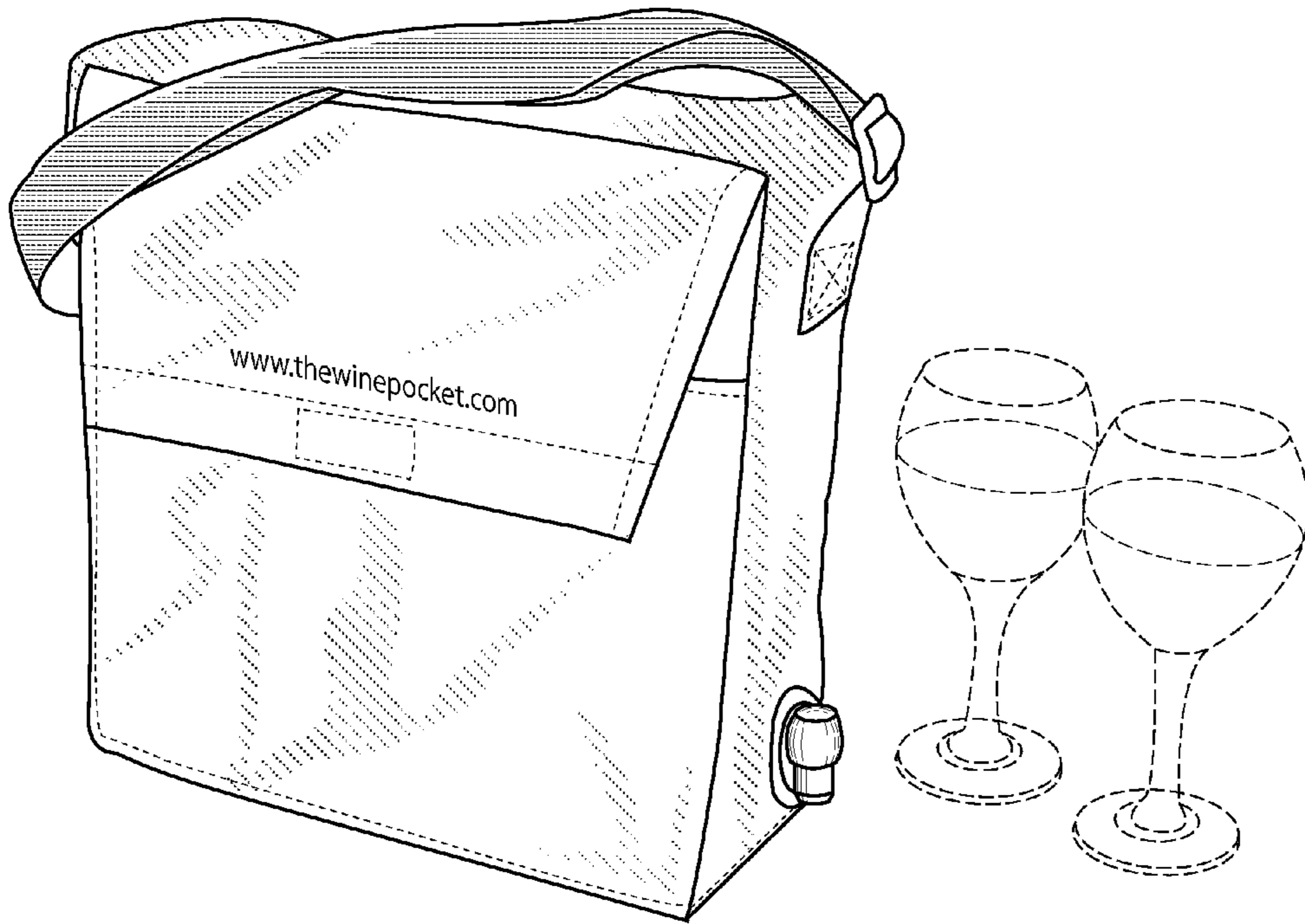


FIG. 1




FIG. 2




FIG. 3

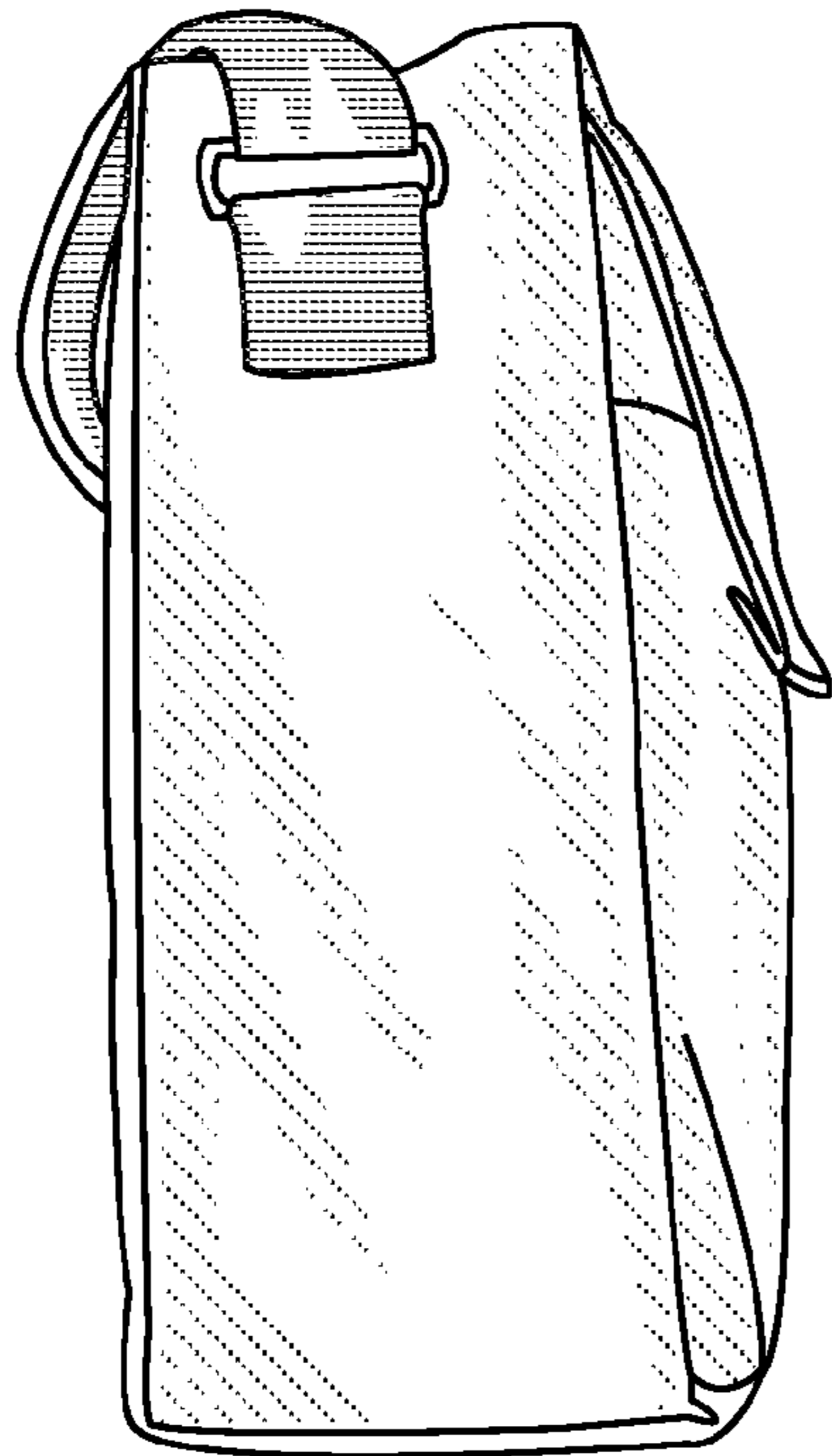


FIG. 4

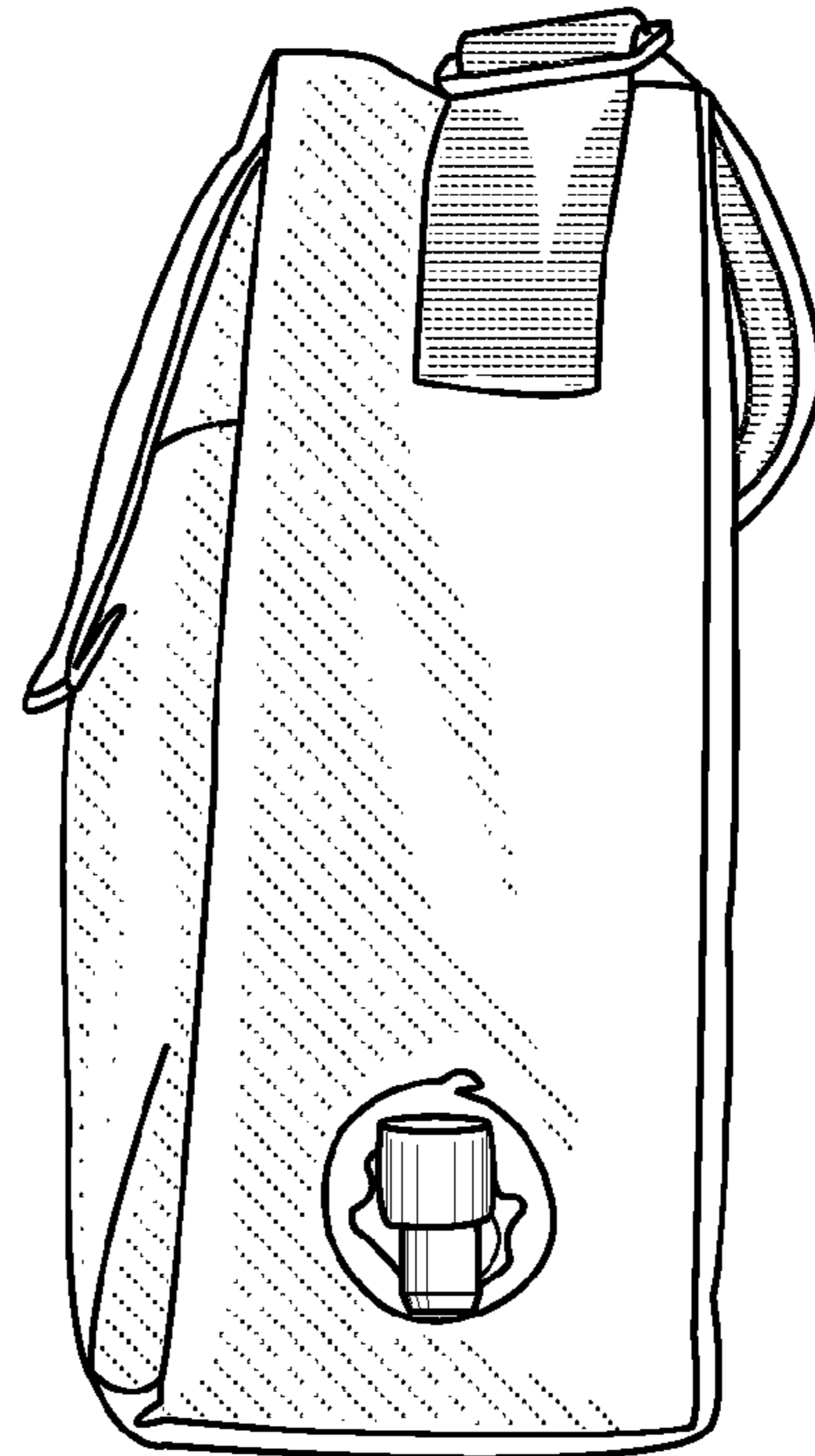


FIG. 5

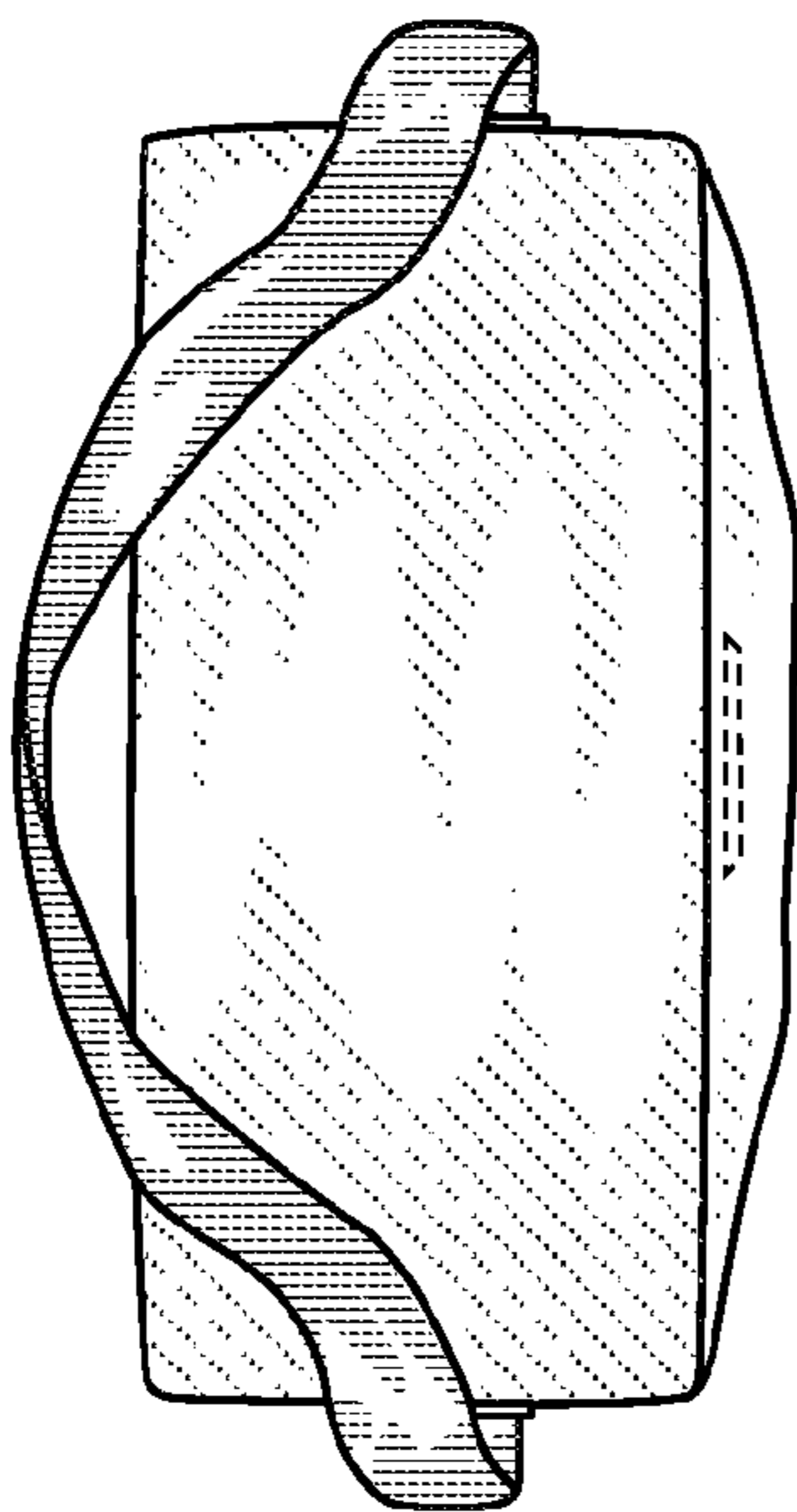


FIG. 6




FIG. 7