



US00D585701S

(12) **United States Design Patent**
Erikson et al.

(10) **Patent No.:** **US D585,701 S**
(45) **Date of Patent:** **** Feb. 3, 2009**

(54) **LID**
(75) Inventors: **Lars Erikson**, New South Wales (AU);
Craig Williamson, New South Wales
(AU); **Scott King**, New South Wales
(AU); **Lyndon Craig**, New South Wales
(AU)

(73) Assignee: **Aktiebolaget Electrolux** (SE)

(**) Term: **14 Years**

(21) Appl. No.: **29/296,246**

(22) Filed: **Oct. 16, 2007**

(30) **Foreign Application Priority Data**
Apr. 16, 2007 (AU) 17436/2007

(51) **LOC (9) Cl.** **07-02**

(52) **U.S. Cl.** **D7/405**

(58) **Field of Classification Search** D7/402-407,
D7/348-349; D3/318, 323; D9/435; D13/184;
D17/9; D18/12; D32/3, 25, 28; 34/88, 524;
126/52, 183, 19 R, 273 R, 42, 39 B, 190,
126/198, 1 R, 37 R, 21 R, 19 M
See application file for complete search history.

(56) **References Cited**

U.S. PATENT DOCUMENTS

D254,958 S * 5/1980 Dugan et al. D9/435
D290,468 S * 6/1987 Greene et al. D18/12

D369,974 S * 5/1996 Osaka D9/435
D377,865 S * 2/1997 Kristoffersson D3/323
D404,920 S * 2/1999 Long et al. D3/318
D410,387 S * 6/1999 Jacques D9/435
D433,000 S * 10/2000 Frye D13/184
D434,536 S * 11/2000 Schober D32/25
D435,969 S * 1/2001 Sonntag D3/318
D448,893 S * 10/2001 Costello D32/3
D519,544 S * 4/2006 Mikage D17/9

* cited by examiner

Primary Examiner—Robert A. Delehanty

Assistant Examiner—Mark Cavanna

(74) *Attorney, Agent, or Firm*—Banner & Witcoff, Ltd.

(57) **CLAIM**

The ornamental design for a lid, as shown and described.

DESCRIPTION

FIG. 1 is a bottom perspective view of a lid showing our new design;

FIG. 2 is an upper front perspective view thereof;

FIG. 3 is a rear view thereof;

FIG. 4 is a bottom plan view thereof;

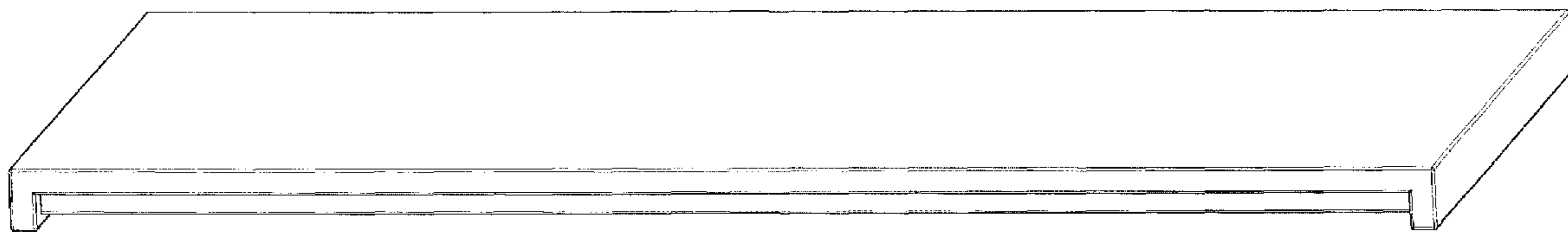
FIG. 5 is a front view thereof;

FIG. 6 is a left side view thereof;

FIG. 7 is a right side view thereof; and,

FIG. 8 is a top plan view thereof.

1 Claim, 8 Drawing Sheets






FIG. 1

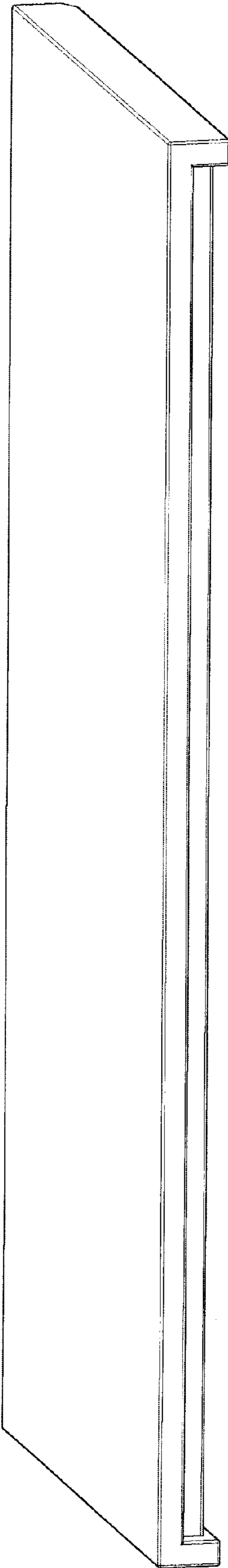


FIG. 2

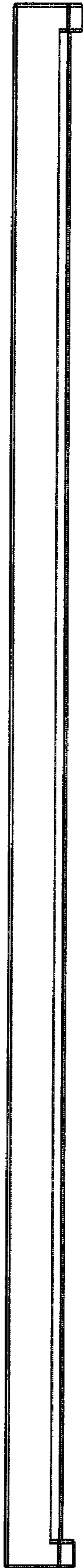


FIG. 3




FIG. 4



FIG. 5



FIG. 6



FIG. 7




FIG. 8