



US00D585699S

(12) **United States Design Patent**
Furlong

(10) **Patent No.:** **US D585,699 S**
(45) **Date of Patent:** **** Feb. 3, 2009**

(54) **CONTAINER LID**

(75) Inventor: **Brian D. Furlong**, Davidson, NC (US)

(73) Assignee: **Rubbermaid Incorporated**,
Huntersville, NC (US)

(**) Term: **14 Years**

(21) Appl. No.: **29/318,120**

(22) Filed: **May 13, 2008**

Related U.S. Application Data

(63) Continuation of application No. 29/279,429, filed on
Apr. 30, 2007, now Pat. No. Des. 568,693, which is a
continuation of application No. 11/673,378, filed on
Feb. 9, 2007.

(51) **LOC (9) Cl.** **07-02**

(52) **U.S. Cl.** **D7/392.1**

(58) **Field of Classification Search** D7/391-392.1,
D7/396.2, 602, 629, 612-615, 538-542;
D9/424-432, 435, 440, 444, 447, 449, 450,
D9/454; 220/780-806, 241, 242, 556, 287,
220/574-575, 700-719

See application file for complete search history.

(56) **References Cited**

U.S. PATENT DOCUMENTS

2,412,325	A	12/1946	Devine et al.
3,137,409	A	6/1964	Davis
3,722,731	A	3/1973	McCormick et al.
3,730,385	A	5/1973	Rost
3,784,052	A	1/1974	Edwards
3,989,142	A	11/1976	Gwilliam, Jr. et al.
4,082,184	A	4/1978	Hammer
4,127,189	A	11/1978	Schumrak et al.

(Continued)

FOREIGN PATENT DOCUMENTS

WO WO 03/062070 7/2003

OTHER PUBLICATIONS

Product literature for Trouve food storage containers from www.
savethelids.com.

(Continued)

Primary Examiner—Terry A Wallace

(74) *Attorney, Agent, or Firm*—Lempia Braidwood LLC

(57) **CLAIM**

The ornamental design for a “container lid,” as shown and
described.

DESCRIPTION

FIG. 1 is a top, front, and right side perspective view showing
my new design for a container lid.

FIG. 2 is a top view of the container lid shown in FIG. 1.

FIG. 3 is a front view of the container lid shown in FIG. 1.

FIG. 4 is a right side view of the container lid shown in FIG.
1.

FIG. 5 is a left side view of the container lid shown in FIG. 1.

FIG. 6 is a rear view of the container lid shown in FIG. 1.

FIG. 7 is another top, front and right side perspective view of
the container lid shown in FIG. 1.

FIG. 8 is a top, front, and right side perspective view showing
an alternate embodiment of my new design for a container lid.

FIG. 9 is a top view of the container lid shown in FIG. 8.

FIG. 10 is a front view of the container lid shown in FIG. 8.

FIG. 11 is a right side view of the container lid shown in FIG.
8.

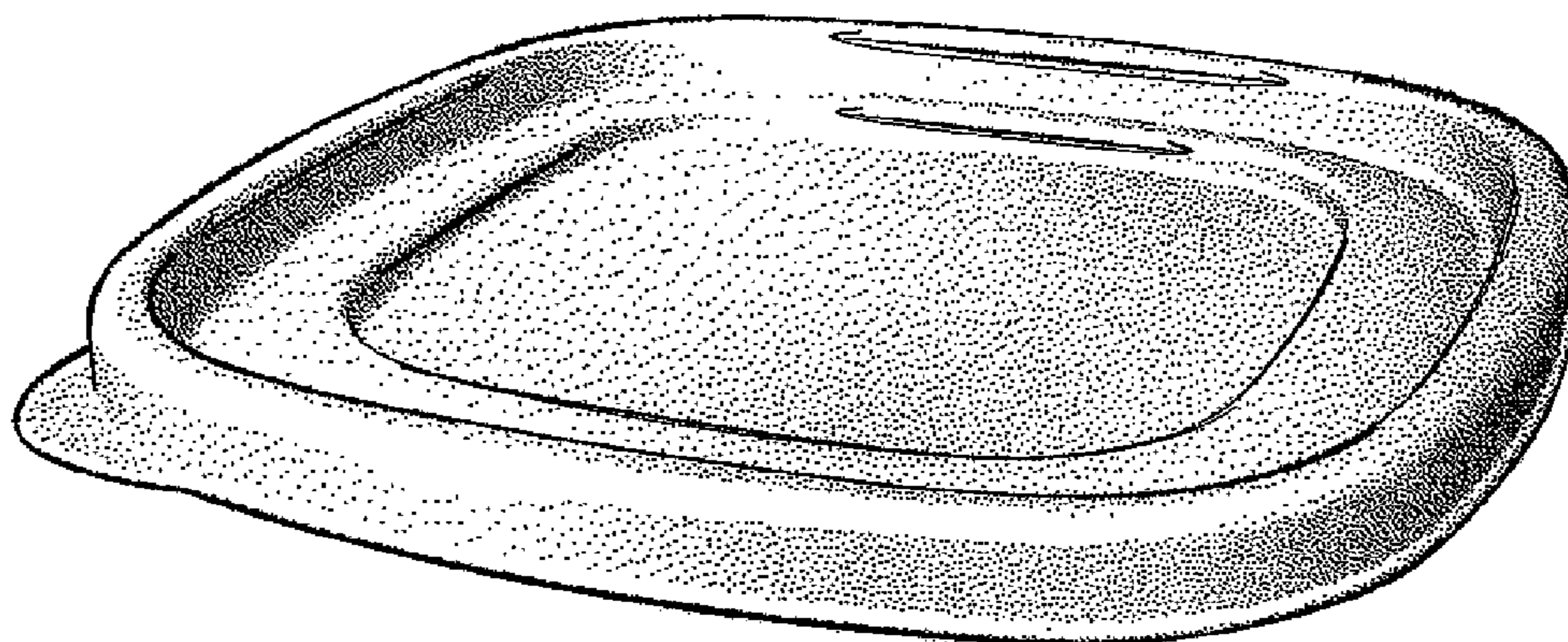
FIG. 12 is a left side view of the container lid shown in FIG.
8.

FIG. 13 is a rear view of the container lid shown in FIG. 8;
and,

FIG. 14 another top, front, and right side perspective view of
the container lid shown in FIG. 8.

The broken lines are for illustrative purposes only and form
no part of the claimed design.

1 Claim, 6 Drawing Sheets



US D585,699 S

Page 2

U.S. PATENT DOCUMENTS

4,183,446 A	1/1980	Davis	5,799,792 A	9/1998	Abrums
4,204,609 A	5/1980	Kuhn	5,992,679 A	11/1999	Porchia et al.
4,407,426 A	10/1983	McLaren et al.	D419,829 S	2/2000	Wilson et al.
4,412,630 A	11/1983	Daenen	D466,364 S *	12/2002	Demore D7/392.1
4,446,969 A	5/1984	Tyler	D475,620 S	6/2003	Chen et al.
D277,632 S *	2/1985	Staufenberg D7/629	6,571,981 B2	6/2003	Rohlfs
4,685,582 A	8/1987	Pulciani et al.	6,685,049 B1	2/2004	Paladino
4,700,842 A	10/1987	Grusin	6,708,824 B2	3/2004	Sahm, III
4,804,092 A	2/1989	Jones	6,729,472 B2	5/2004	Stucke et al.
4,951,832 A	8/1990	Tenney et al.	6,796,430 B2	9/2004	Mercier et al.
5,184,745 A	2/1993	Havens et al.	6,886,694 B2	5/2005	McNeeley et al.
5,220,999 A	6/1993	Goulette	D507,155 S	7/2005	Gosen et al.
5,312,011 A	5/1994	Fischer	2005/0109654 A1	5/2005	Kolar et al.
D355,814 S	2/1995	Van Valkenburg et al.			
5,409,126 A	4/1995	Demars			
5,409,128 A	4/1995	Mitchell			
5,586,656 A	12/1996	Abrums			
5,692,617 A	12/1997	Adams			
5,769,229 A	6/1998	Andress et al.			
5,775,483 A	7/1998	Lown et al.			

OTHER PUBLICATIONS

Product literature for Snap Saver food storage containers from www.snap-saver.com.

International Search Report and Written Opinion issued in related International application No. PCT/US2007/061925 mailed Jul. 13, 2007.

* cited by examiner

FIG. 1

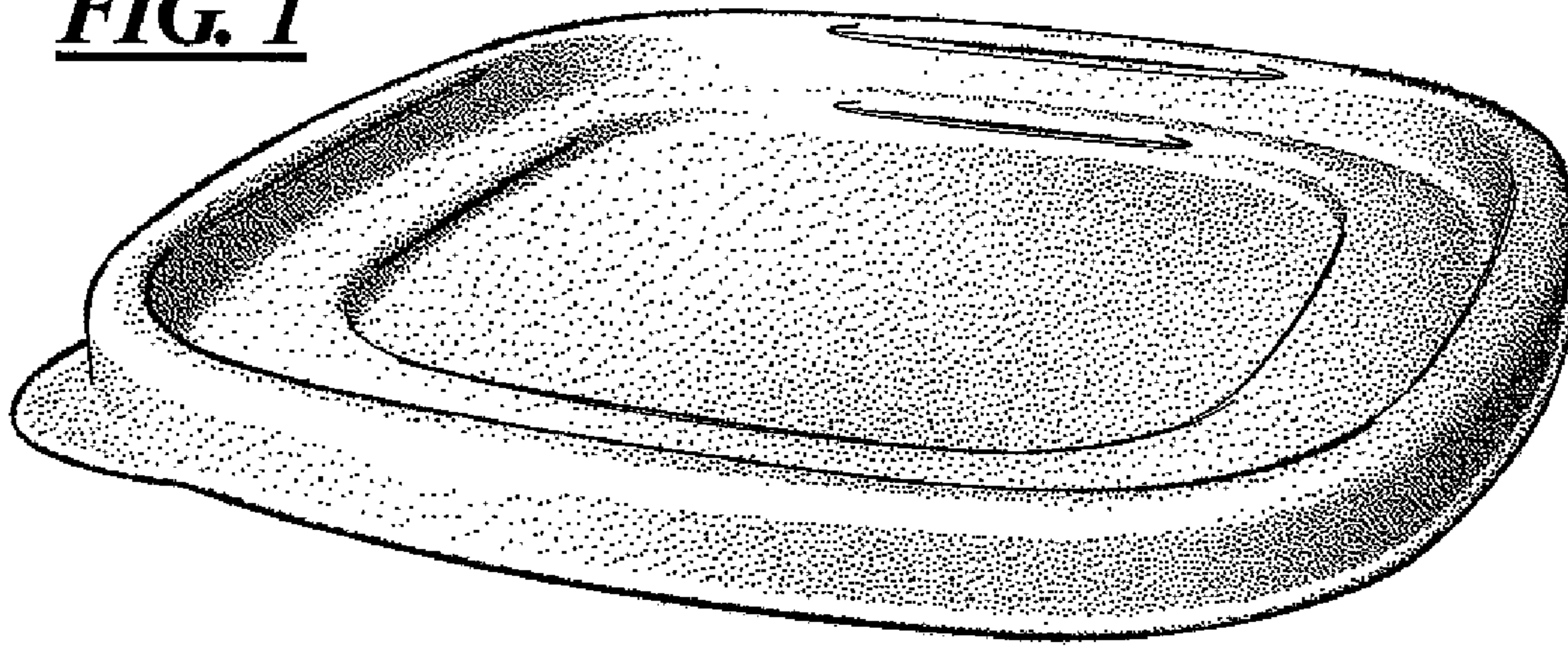


FIG. 2




FIG. 3



FIG. 4



FIG. 5



FIG. 6




FIG. 7

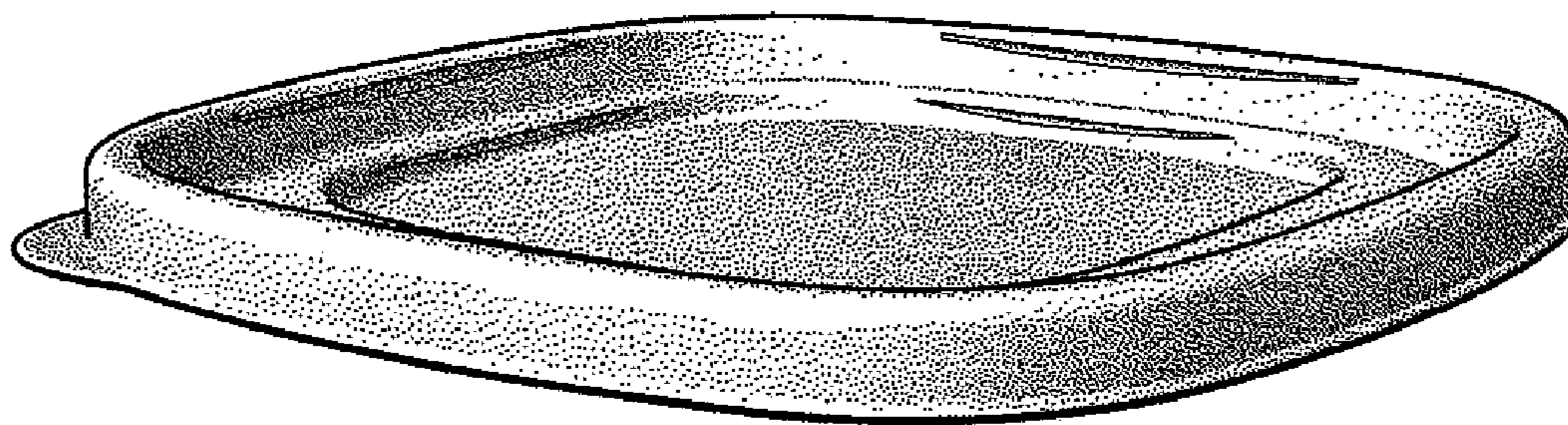


FIG. 8

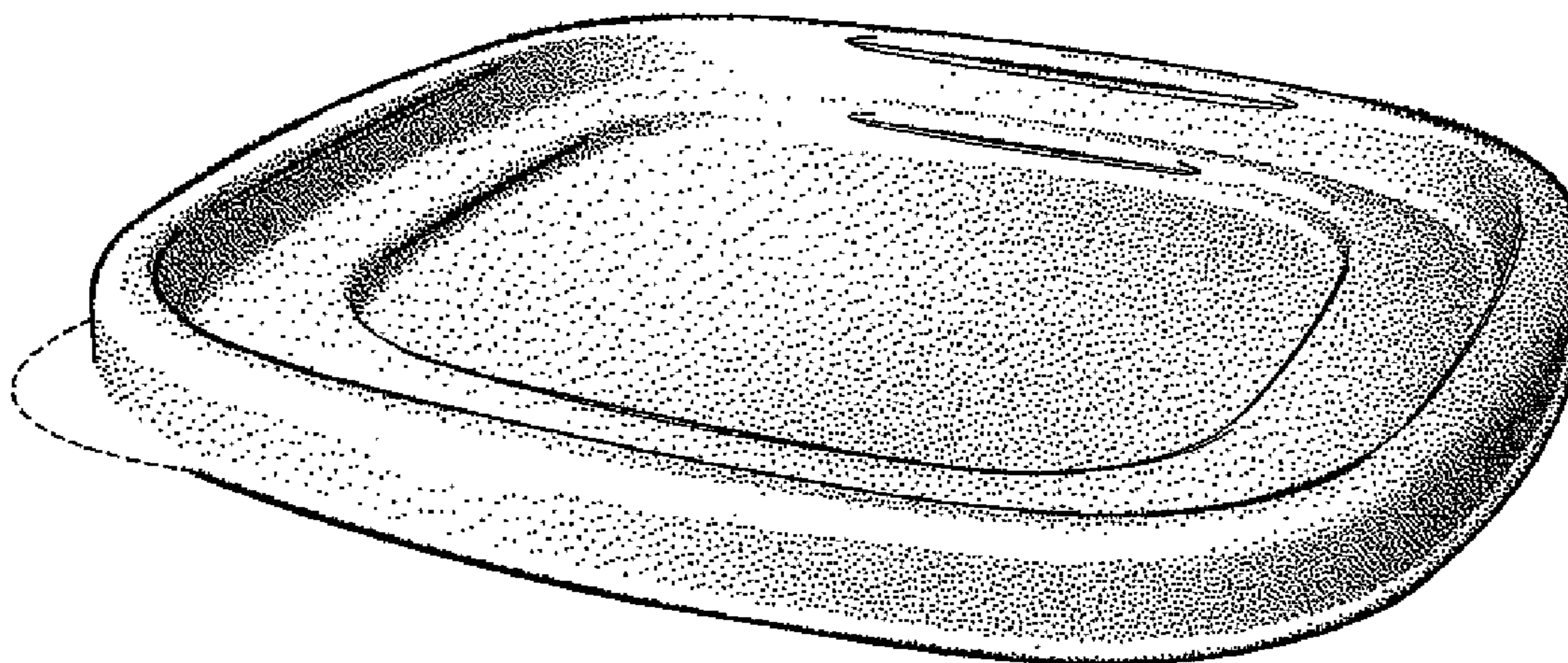


FIG. 9




FIG. 10




FIG. 11




FIG. 12




FIG. 13



FIG. 14

