



US00D585684S

(12) **United States Design Patent**
Frazier

(10) **Patent No.:** **US D585,684 S**

(45) **Date of Patent:** **** Feb. 3, 2009**

(54) **FURNITURE CORNER AND EDGE CONFIGURATION**

D568,647 S * 5/2008 Henriott D6/511
* cited by examiner

(75) Inventor: **Brian Frazier**, P.O. Box 629, Clayton, NC (US) 27520

Primary Examiner—Janice E Seeger
(74) *Attorney, Agent, or Firm*—C. Robert Rhodes; Womble Carlyle Sandridge & Rice PLLC

(73) Assignee: **Brian Frazier**, Clayton, NC (US)

(57) **CLAIM**

(**) Term: **14 Years**

The ornamental design for a furniture corner and edge configuration, as shown and described.

(21) Appl. No.: **29/303,860**

(22) Filed: **Feb. 19, 2008**

DESCRIPTION

(51) **LOC (9) Cl.** **06-06**

FIG. 1 is a top left perspective view of a furniture corner and edge configuration showing my new design;

(52) **U.S. Cl.** **D6/511; D6/491**

FIG. 2 is a top plan view thereof;

(58) **Field of Classification Search** D6/480–489, D6/495–499, 429–431, 511, 422–428, 491; 108/150, 153.1, 156, 157.1, 161, 50.01, 50.02; 312/194–196, 258, 140.1, 140.2

FIG. 3 is a right side elevational view thereof; and,

See application file for complete search history.

FIG. 4 is a top front perspective view, illustrating the furniture corner and edge configuration in a representative position on a desk thereof.

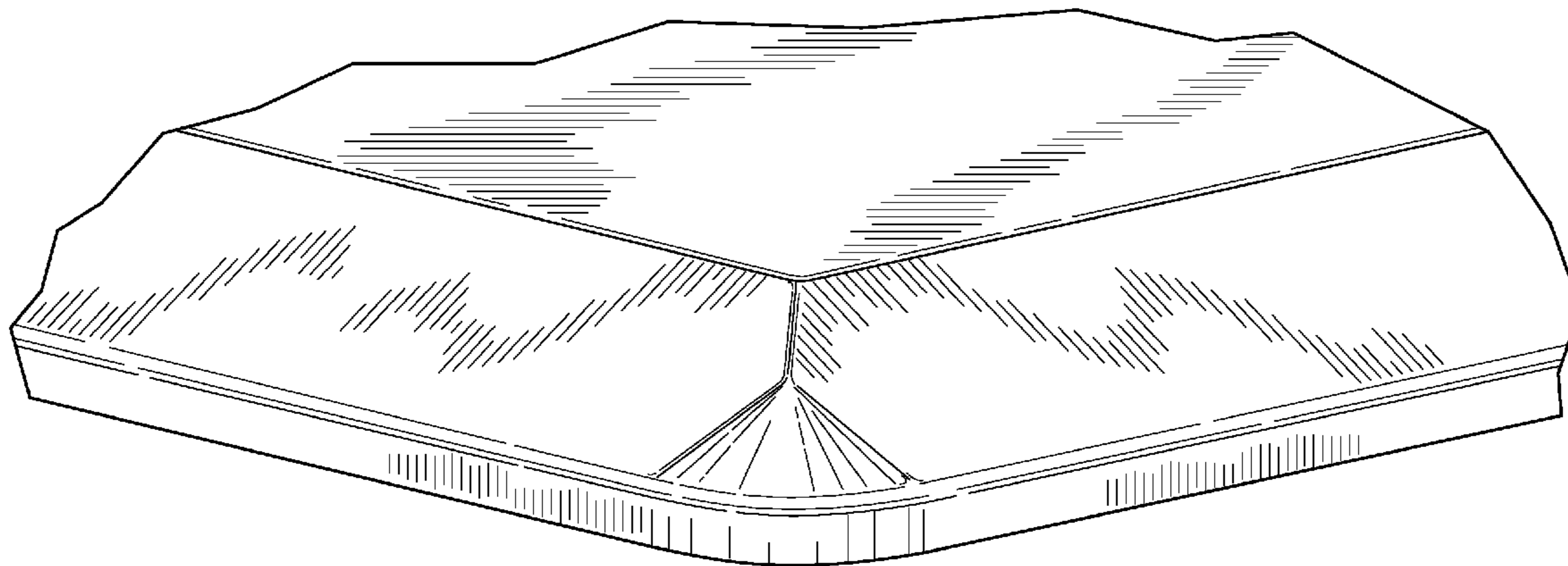
(56) **References Cited**

The broken lines depicting additional furniture portions in FIG. 4 represent environmental elements only and form no part of the claimed design. The underside of the furniture corner and edge configuration not shown forms no part of the claimed design.

U.S. PATENT DOCUMENTS

- D300,486 S * 4/1989 Kaplan et al. D6/430
- D327,987 S * 7/1992 Delmerico et al. D6/349
- D470,347 S * 2/2003 Wood et al. D6/491

1 Claim, 4 Drawing Sheets



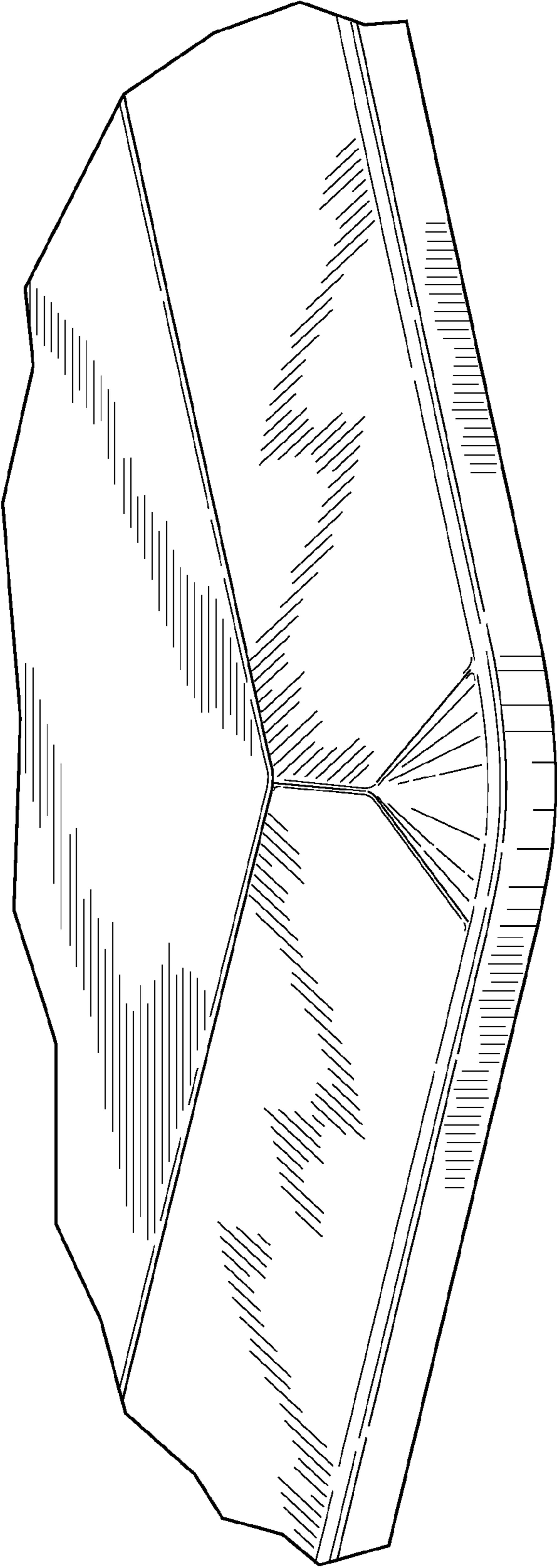


FIG. 1

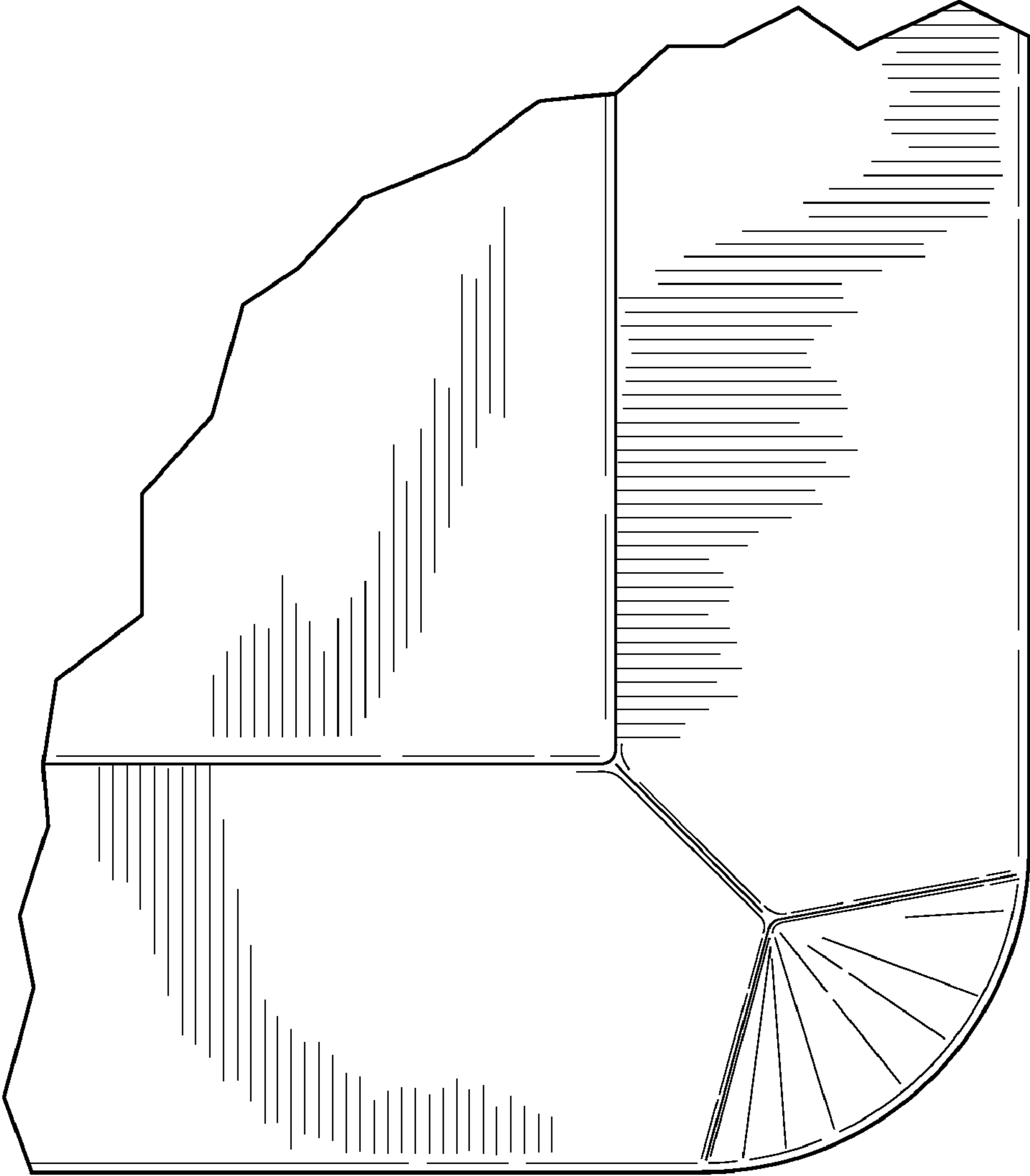


FIG. 2

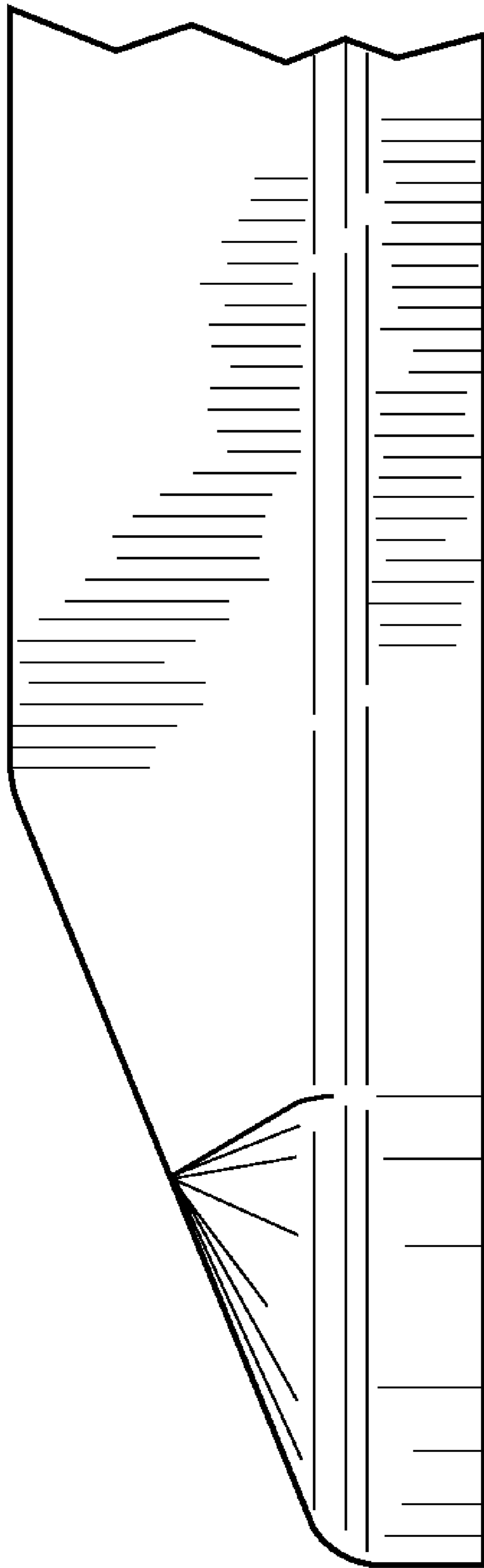


FIG. 3

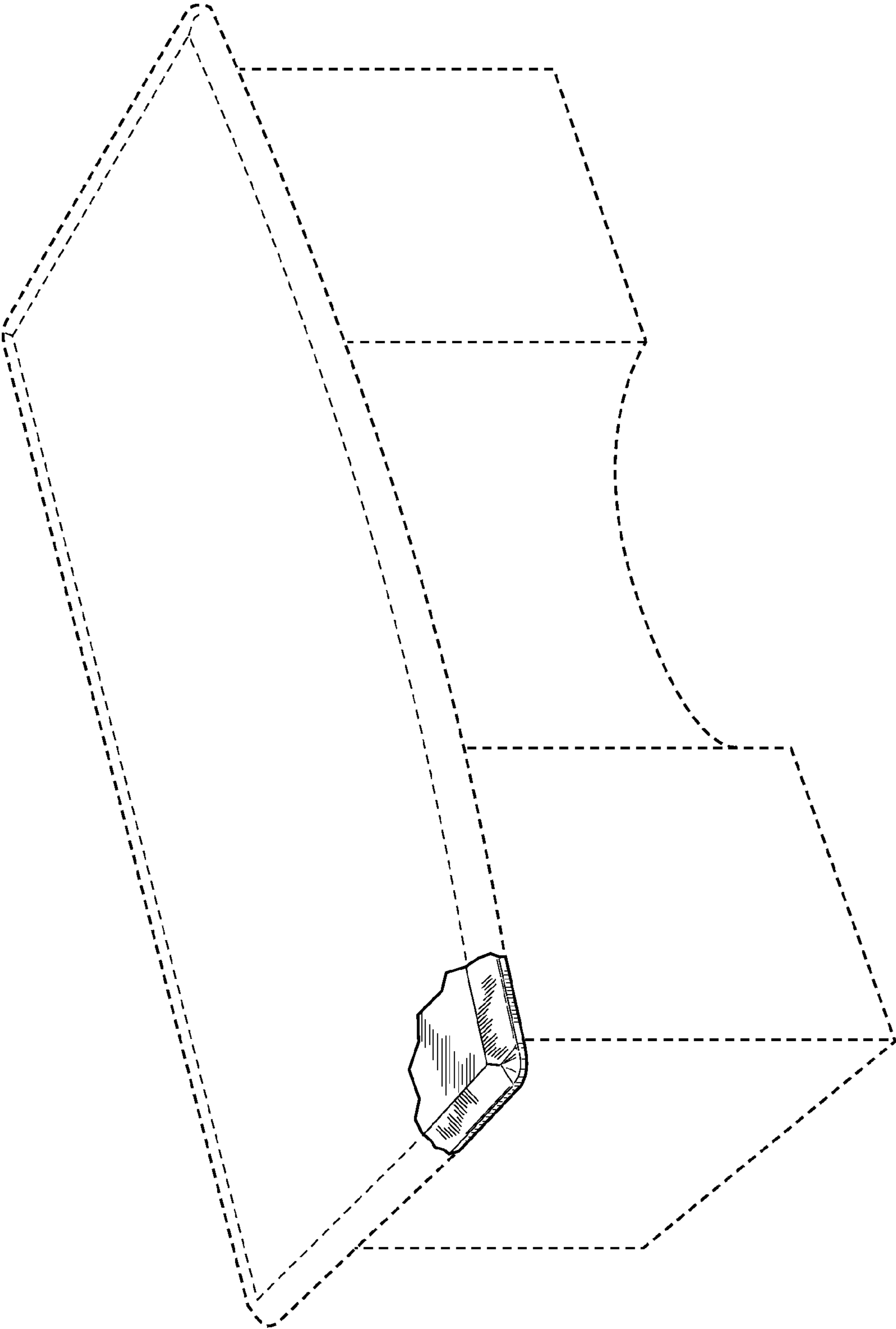


FIG. 4