



US00D585680S

(12) **United States Design Patent**  
**Liss et al.**

(10) **Patent No.:** **US D585,680 S**  
(45) **Date of Patent:** **\*\* Feb. 3, 2009**

(54) **PORTION OF AN EMBOSSED SHELF EDGE  
IN SHELF UNIT**

(75) Inventors: **Mitchell Liss**, Northbrook, IL (US);  
**Tony Troyner**, Shorewood, IL (US);  
**Thomas St. Germain**, Bridgeview, IL  
(US); **David Wojtowicz**, Orland Park, IL  
(US)

(73) Assignee: **Edsal Manufacturing Co., Inc.**,  
Chicago, IL (US)

(\*\*) Term: **14 Years**

(21) Appl. No.: **29/296,544**

(22) Filed: **Oct. 23, 2007**

(51) **LOC (9) Cl.** ..... **06-04**

(52) **U.S. Cl.** ..... **D6/509**

(58) **Field of Classification Search** ..... D6/509,  
D6/511, 561, 582, 583, 510; D8/349, 354,  
D8/373, 380, 382; D25/119-125, 138, 411;  
D5/53, 58, 59, 60; 403/402; 248/281.1;  
211/88, 90, 126, 134, 135, 187; D12/193  
See application file for complete search history.

(56) **References Cited**

U.S. PATENT DOCUMENTS

D285,047 S *	8/1986	Dean et al.	.....	D8/382
D312,039 S *	11/1990	Smith	.....	D8/373
D314,326 S *	2/1991	Sachs	.....	D8/373
D327,001 S *	6/1992	Oosterhuis	.....	D8/373
D339,735 S *	9/1993	Brennan	.....	D8/354
D440,928 S *	4/2001	Hussaini et al.	.....	D12/193
D455,755 S *	4/2002	Levine et al.	.....	D14/447
D474,563 S *	5/2003	Bresciani	.....	D29/109
D485,610 S *	1/2004	Redetzke	.....	D23/411
D489,808 S *	5/2004	Redetzke	.....	D23/411
D495,172 S *	8/2004	Brownfield et al.	.....	D6/509
D509,582 S *	9/2005	Redetzke	.....	D23/411
D510,831 S *	10/2005	Schmidt et al.	.....	D6/510

D510,832 S *	10/2005	Schmidt et al.	.....	D6/561
D547,636 S *	7/2007	Bartrom	.....	D8/351
7,252,202 B2 *	8/2007	Saltzberg et al.	.....	211/187
D563,197 S *	3/2008	Lowe	.....	D8/316
D569,143 S *	5/2008	Liss et al.	.....	D6/511
D571,133 S *	6/2008	Liss et al.	.....	D6/511
D571,589 S *	6/2008	Liss et al.	.....	D6/511
D572,053 S *	7/2008	Liss et al.	.....	D6/509
D572,054 S *	7/2008	Liss et al.	.....	D6/509
2005/0087663 A1 *	4/2005	Schroeder	.....	248/345.1

\* cited by examiner

*Primary Examiner*—Cathron C Brooks

*Assistant Examiner*—Austin Murphy

(74) *Attorney, Agent, or Firm*—Wood, Herron & Evans, LLP

(57) **CLAIM**

The ornamental design for a portion of an embossed shelf edge in shelf unit, as shown and described.

**DESCRIPTION**

FIG. 1 is an isometric view of a portion of an embossed shelf edge unit;

FIG. 2 is an enlarged perspective view of a portion of the shelf edge of FIG. 1;

FIG. 3 is a front view of the design of FIG. 1;

FIG. 4 is a right side view of the design of FIG. 3;

FIG. 5 is a rear view of the design of FIG. 3;

FIG. 6 is a left side view of the design of FIG. 5;

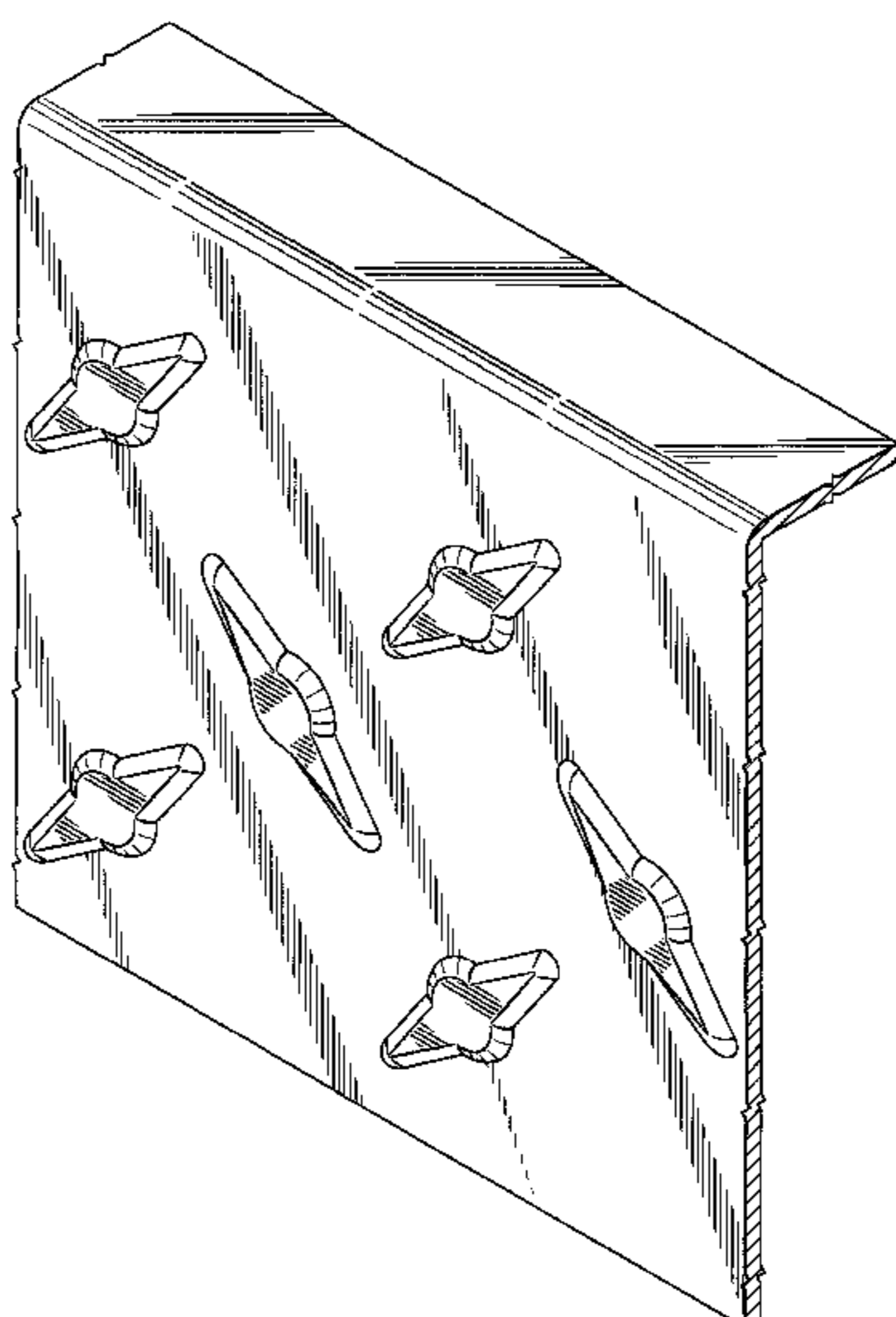
FIG. 7 is a top view of the design of FIG. 2; and,

FIG. 8 is a bottom view of the design of FIG. 7.

The broken lines shown in FIG. 1 form no part of the claimed design.

The break lines shown at the edges of the claimed design indicate a non-specified length and form no part of the claimed design. It is understood that the embossed pattern repeats uniformly across the surface to which it is applied.

**1 Claim, 5 Drawing Sheets**



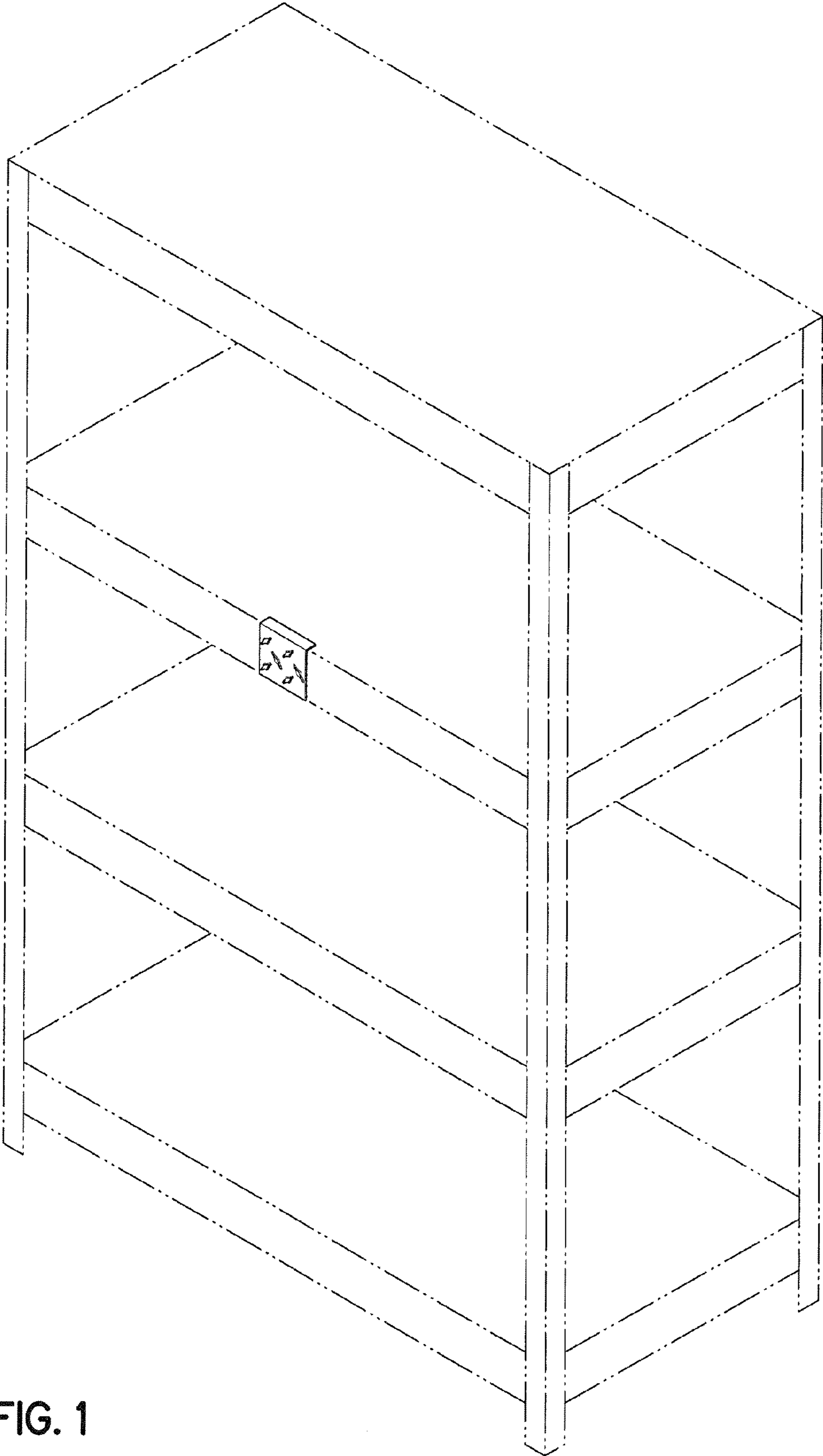


FIG. 1

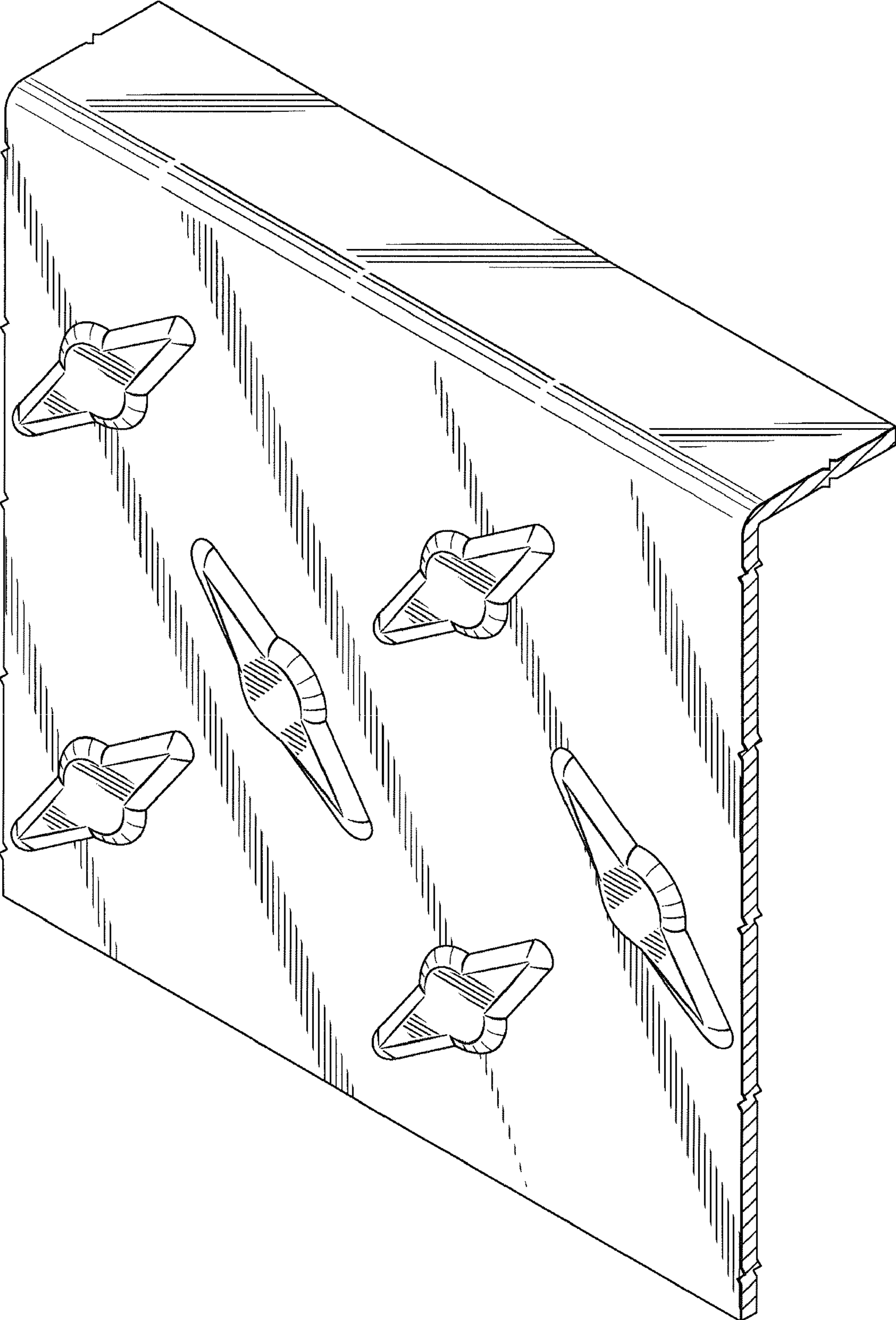


FIG. 2



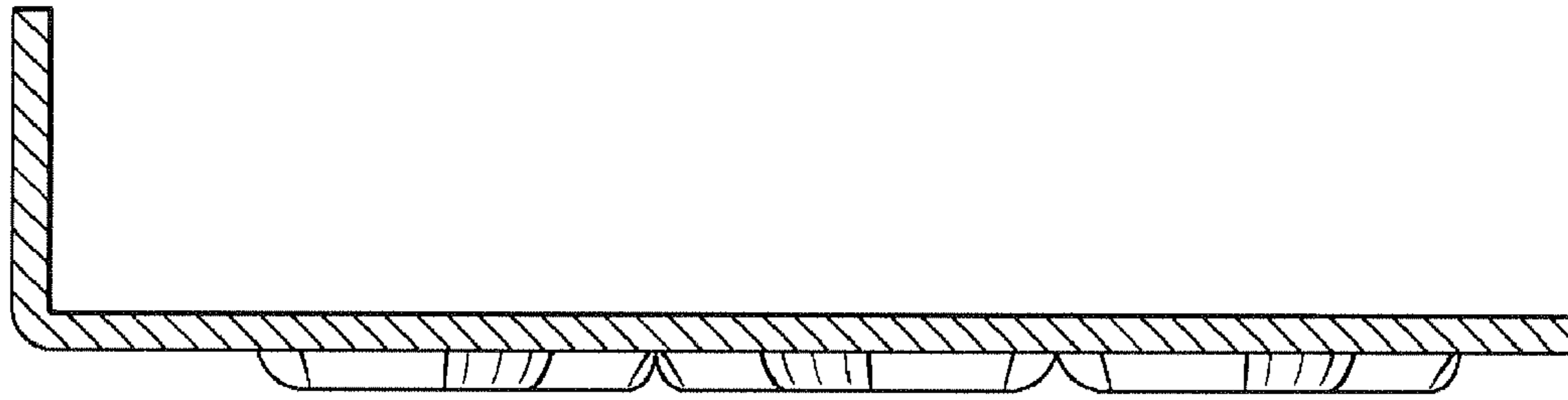


FIG. 4

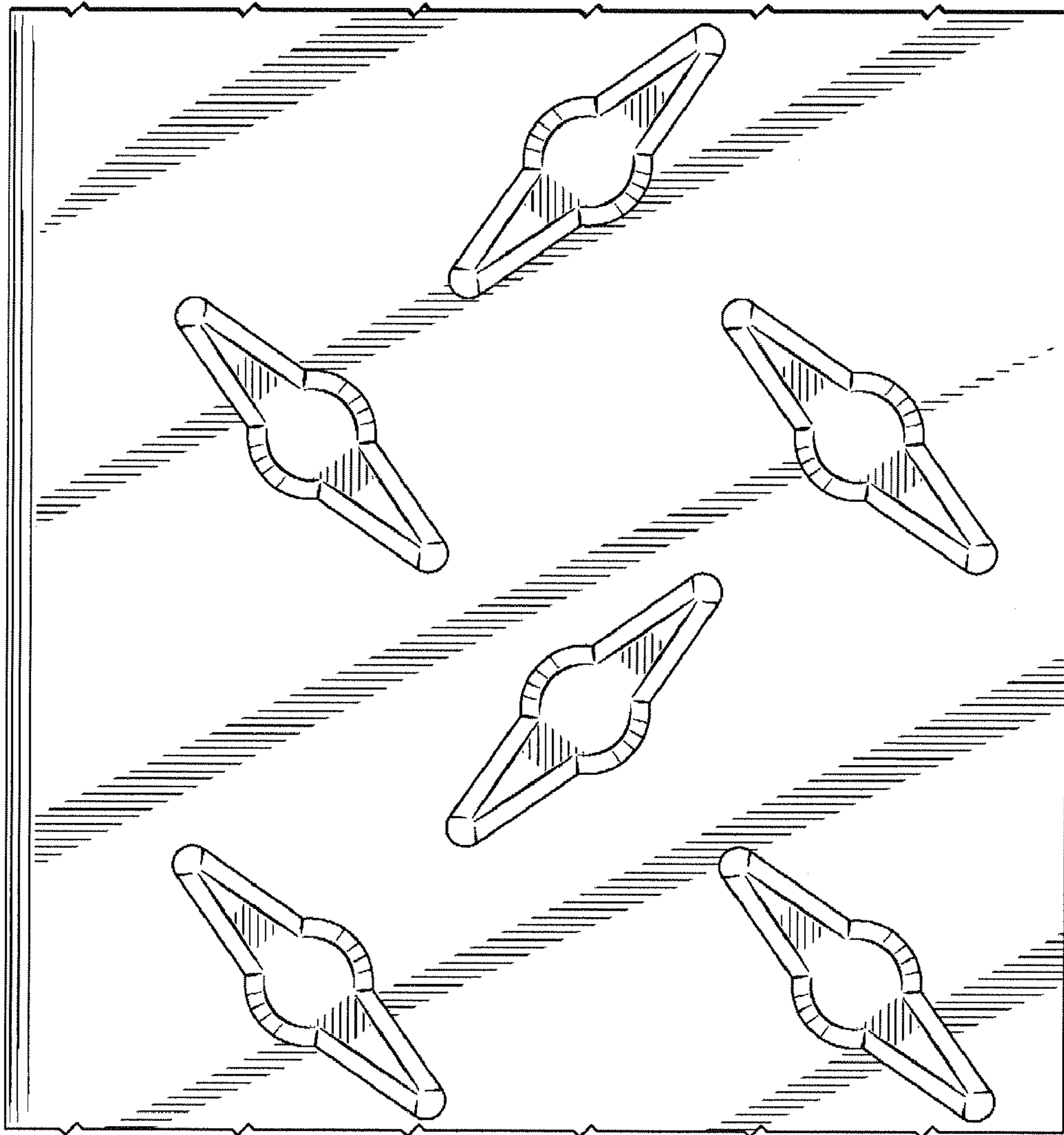


FIG. 3

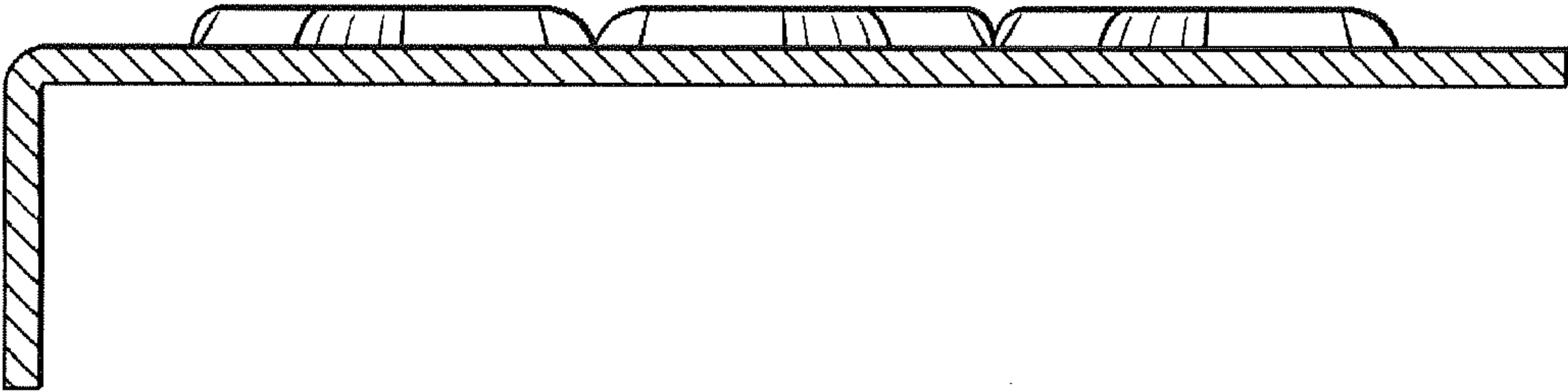


FIG. 6




FIG. 5




FIG. 7

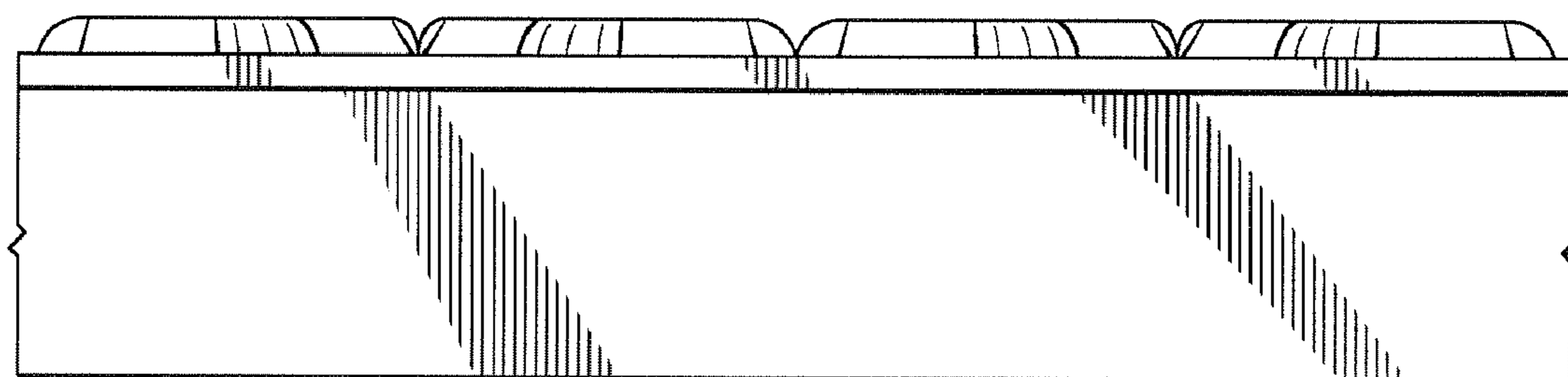


FIG. 8