



US00D585672S

(12) **United States Design Patent**
Mazzera

(10) **Patent No.:** **US D585,672 S**

(45) **Date of Patent:** **** Feb. 3, 2009**

(54) **CHAIR BASE**

(75) Inventor: **Marcello Mazzera**, Chatsworth, CA
(US)

(73) Assignee: **True Seating Concepts, LLC** (MU)

(**) Term: **14 Years**

(21) Appl. No.: **29/291,031**

(22) Filed: **Aug. 13, 2007**

(51) **LOC (9) Cl.** **06-06**

(52) **U.S. Cl.** **D6/498**

(58) **Field of Classification Search** D6/334,
D6/336, 364-367, 500-502, 495, 498-499;
108/155-156, 161; 248/188, 188.1, 188.7,
248/188.8, 188.9; 297/344.18, 358, 411.2,
297/411.28, 463.1

See application file for complete search history.

(56) **References Cited**

U.S. PATENT DOCUMENTS

D407,583 S *	4/1999	Perl	D6/498
D471,039 S *	3/2003	Chen	D6/498
D472,079 S *	3/2003	Chen	D6/498
D508,806 S *	8/2005	Egger	D6/498
D518,318 S *	4/2006	Koepke	D6/498

D525,461 S *	7/2006	Egger	D6/498
D525,462 S *	7/2006	Egger	D6/498
D544,733 S *	6/2007	Mazzera	D6/498
D546,592 S *	7/2007	Egger	D6/498
D552,385 S *	10/2007	Yeh	D6/498

* cited by examiner

Primary Examiner—Caron Veynar

Assistant Examiner—Abraham Bahta

(74) *Attorney, Agent, or Firm*—Morland C. Fischer

(57) **CLAIM**

The ornamental design for a chair base, as shown and described.

DESCRIPTION

FIG. 1 is a perspective view showing the top, opposite sides and front of a chair base which forms my new design, the broken lines of a chair and chair base parts being for illustrative purposes only and forming no part of my design;

FIG. 2 is a top plan view thereof;

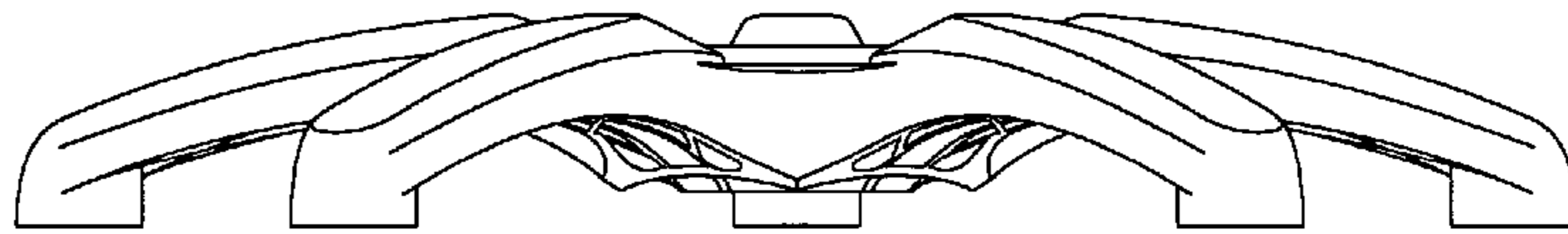
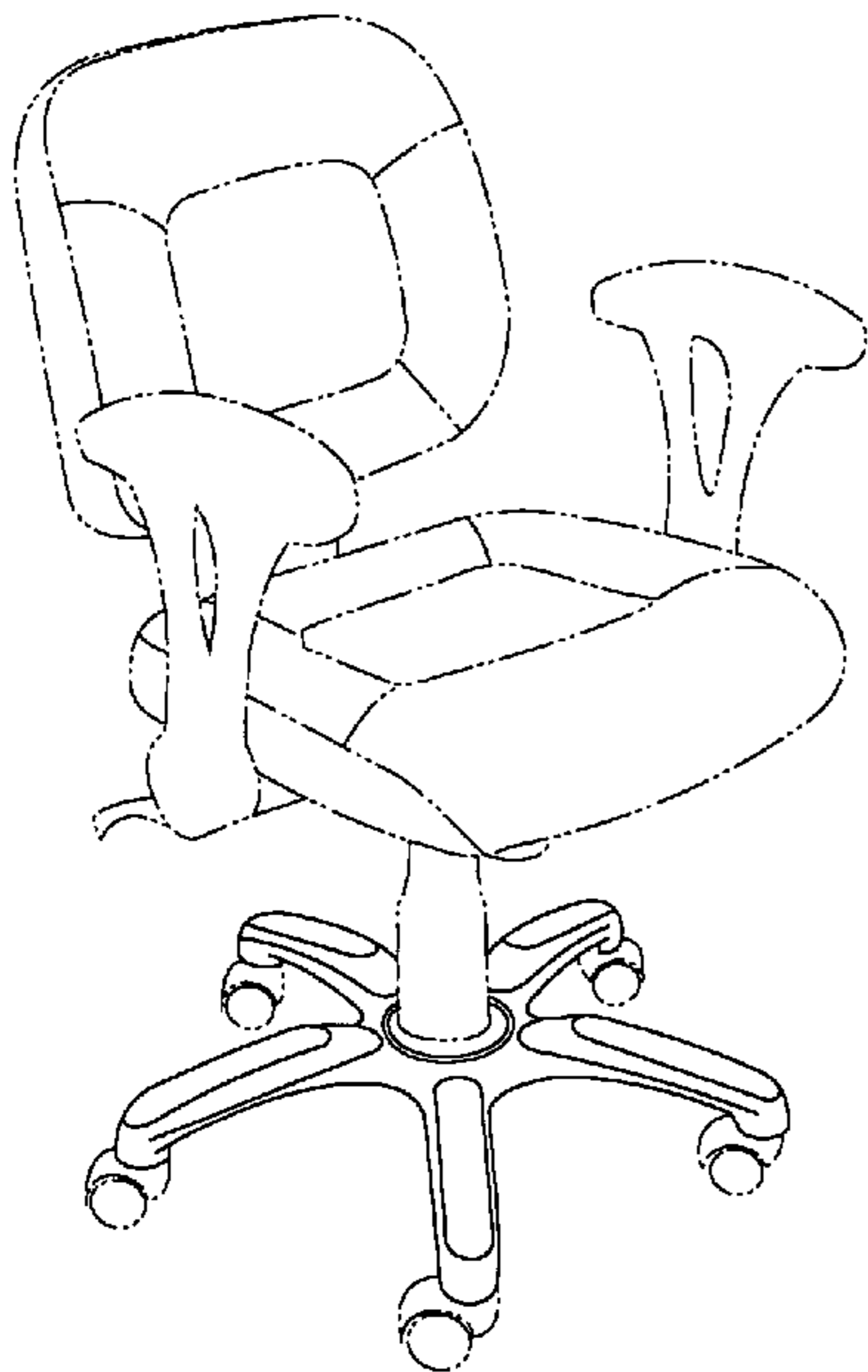
FIG. 3 is a front elevational view thereof;

FIG. 4 is a rear elevational view thereof;

FIG. 5 is a left side elevational view thereof; and,

FIG. 6 is a right side view thereof.

1 Claim, 3 Drawing Sheets



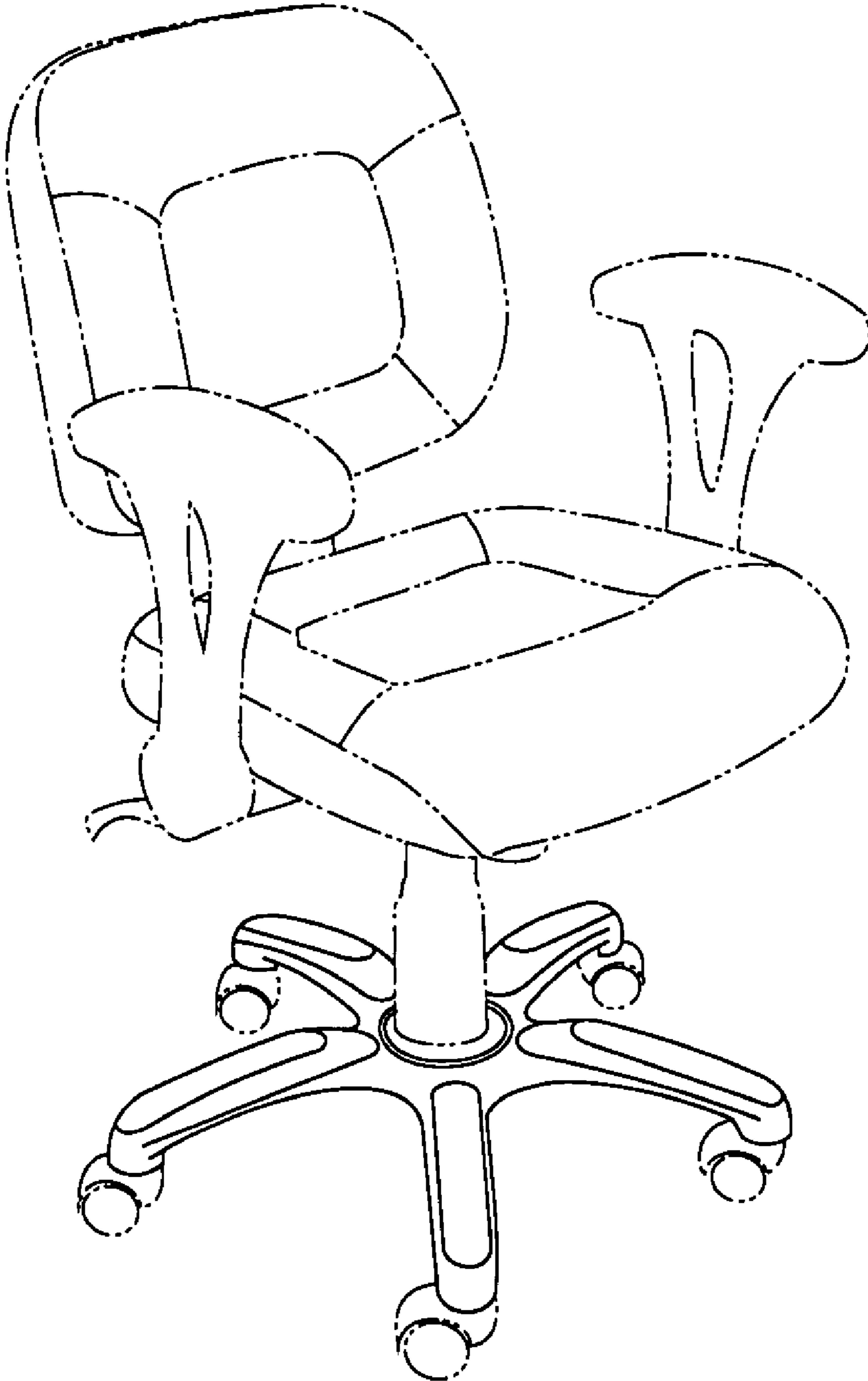


FIG. 1

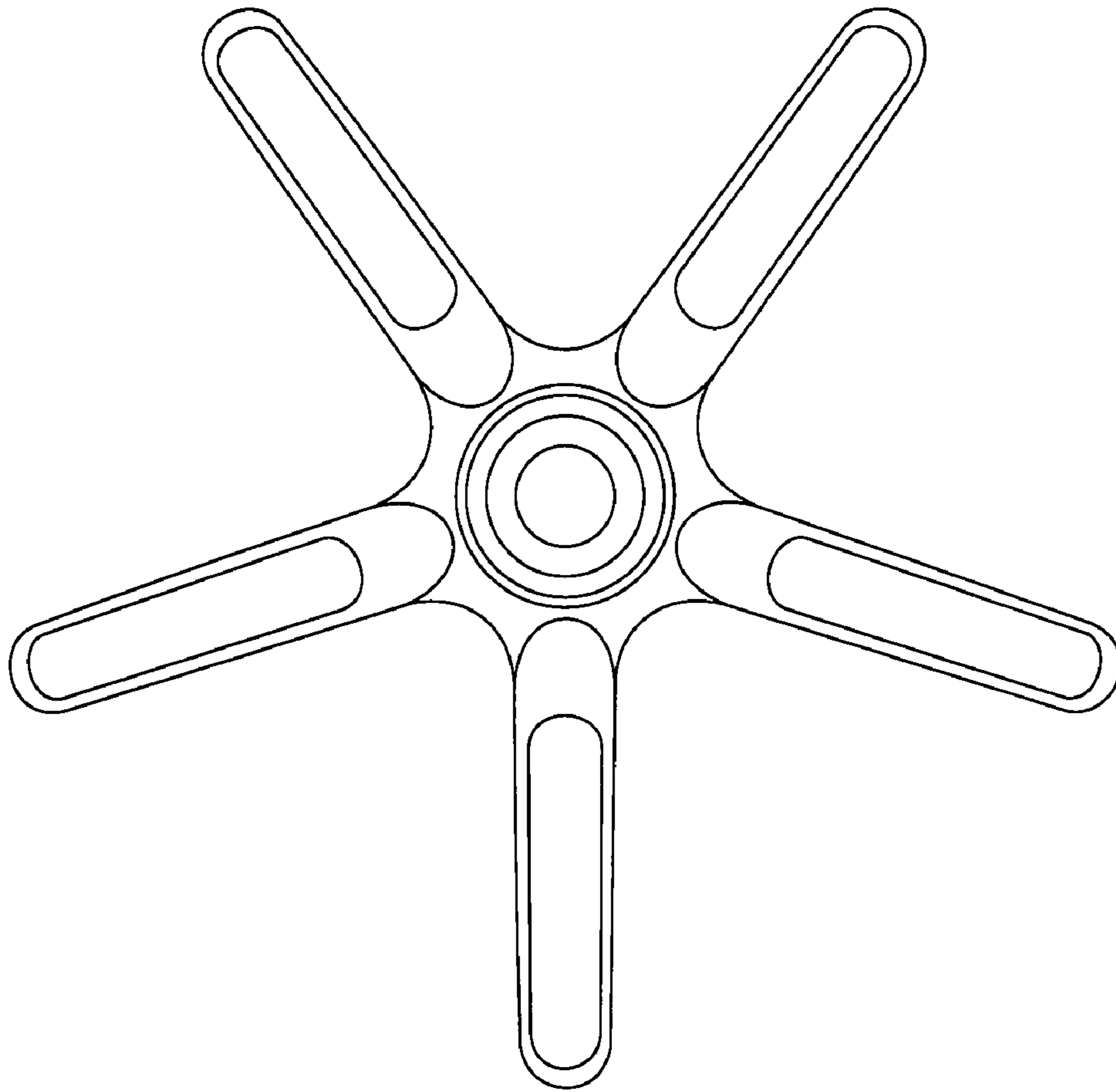


FIG. 2

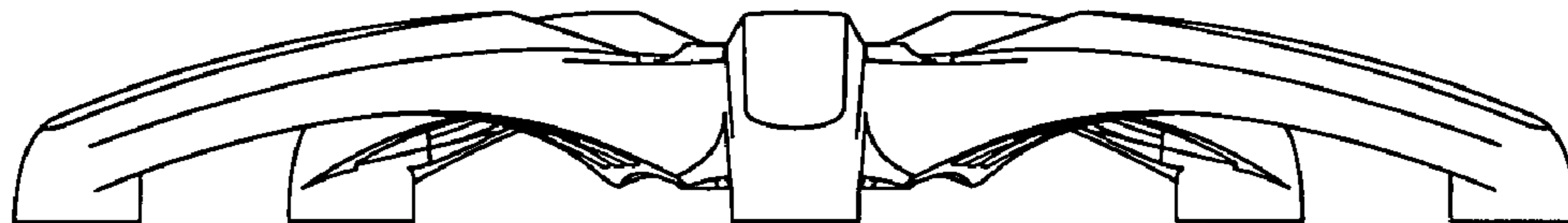


FIG. 3

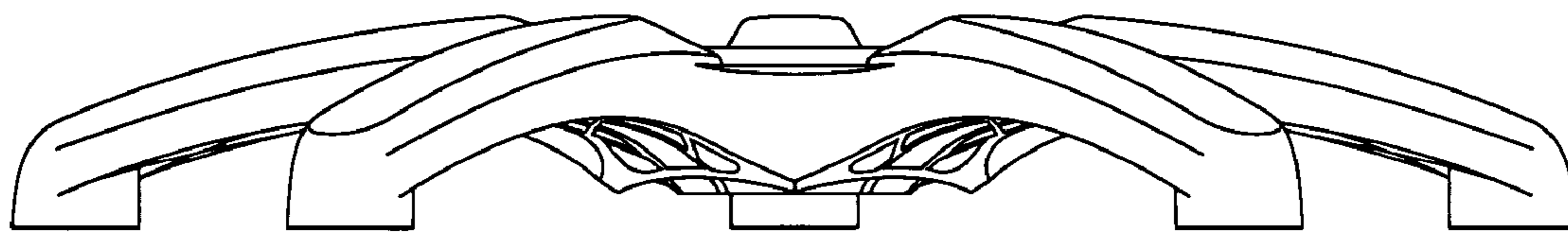


FIG. 4

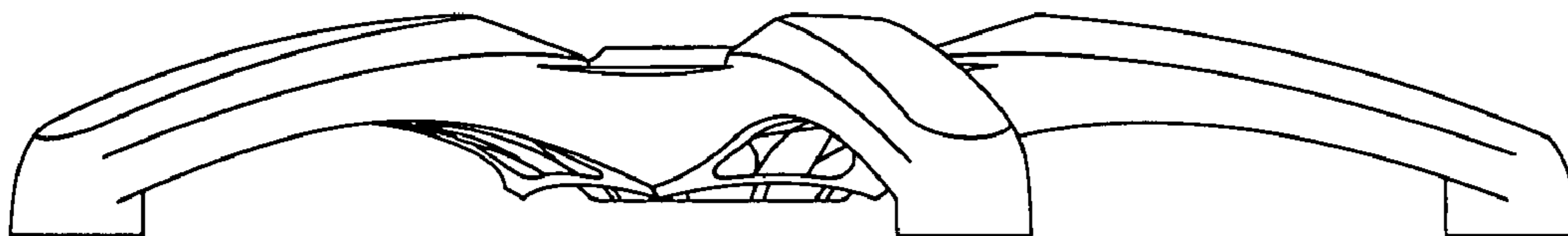


FIG. 5



FIG. 6