



US00D585659S

(12) **United States Design Patent**
Domack et al.

(10) **Patent No.:** **US D585,659 S**

(45) **Date of Patent:** **** Feb. 3, 2009**

(54) **BED**

(75) Inventors: **Randy D. Domack**, Trempealeau, WI (US); **Terry A. Everson**, Blair, WI (US)

(73) Assignee: **Ashley Furniture Industries, Inc.**, Arcadia, WI (US)

(**) Term: **14 Years**

(21) Appl. No.: **29/296,082**

(22) Filed: **Oct. 12, 2007**

(51) **LOC (9) Cl.** **06-01**

(52) **U.S. Cl.** **D6/393**

(58) **Field of Classification Search** D6/382,
D6/388, 389, 393-395, 505-508, 502; 5/53.1,
5/907, 279.1, 280, 281, 310

See application file for complete search history.

(56) **References Cited**

U.S. PATENT DOCUMENTS

D216,943 S *	3/1970	Solie	D6/508
D340,147 S	10/1993	Black	
D353,954 S	1/1995	Bowman	
D355,543 S	2/1995	Schroeder	
D366,162 S	1/1996	Paus	
D366,575 S *	1/1996	Paus	D6/395
D373,486 S *	9/1996	Keller et al.	D6/393
D387,919 S	12/1997	Keller et al.	
D401,456 S	11/1998	Zaidman	
D402,833 S	12/1998	Hazen et al.	
D429,431 S *	8/2000	Zaidman	D6/491
D449,178 S	10/2001	Wanek et al.	
D458,472 S	6/2002	Risdon	
D481,219 S	10/2003	Paus	
D485,686 S *	1/2004	Stein	D6/332
D488,308 S *	4/2004	Draheim	D6/508
D493,040 S	7/2004	Wanek et al.	
D509,977 S	9/2005	Mohundro	

OTHER PUBLICATIONS

Thomasville Impressions p. 4, Sep. 18, 1986, bed.*

A.R.T. Furniture Co., photograph of unknown bed, prior to Oct. 12, 2007.

Robb & Stucky Store, photograph of unknown bed, prior to Oct. 12, 2007.

Connoisseur, B326-31-36-46-61-67-98-92, Ashley Furniture Industries, Inc., Product Photography, vol. 5, Series 1, Spring 2003, p. 67.

* cited by examiner

Primary Examiner—Janice E Seeger

(74) *Attorney, Agent, or Firm*—Patterson, Thuente, Skaar & Christensen, P.A.

(57) **CLAIM**

We claim the ornamental design for a bed, as shown and described.

DESCRIPTION

FIG. 1 is a front corner perspective view of a bed according to an embodiment of the invention. The view from the adjacent front corner being a mirror image thereof.

FIG. 2 is a front elevational view of a headboard of bed according to an embodiment of the invention.

FIG. 3 is a front elevational view of a footboard of a bed according to an embodiment of the invention.

FIG. 4 is a side elevational view of a bed according to an embodiment of the invention. The view from the opposite side being a mirror image thereof; and,

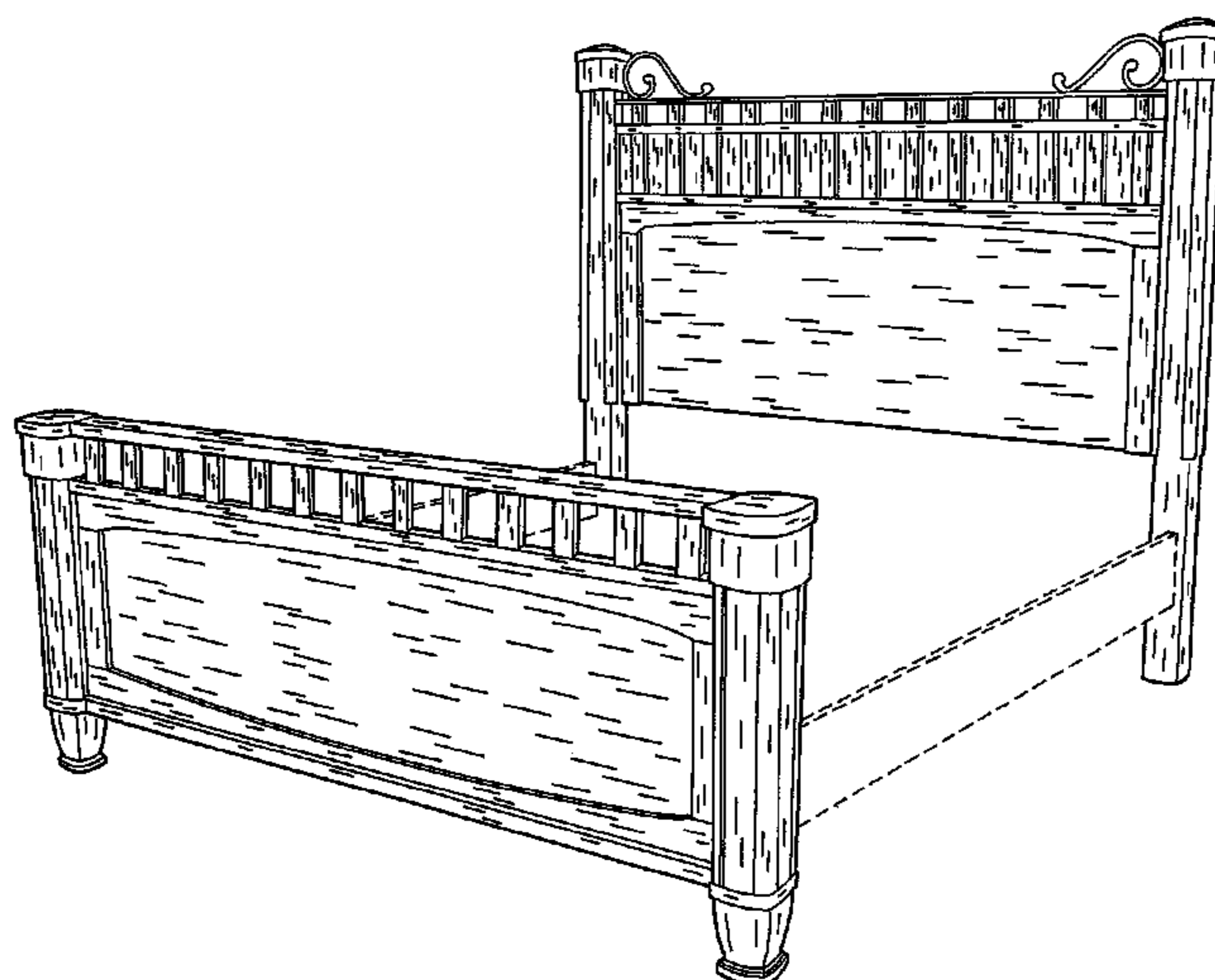
FIG. 5 is a top plan view of a bed according to an embodiment of the invention.

The backsides of the footboard and headboard are not shown and form no part of the claimed invention.

The portions of the figures shown in dashed lines are for illustrative purposes only and form no part of the claimed invention.

The headboard and footboard are shown separately for convenience of illustration.

1 Claim, 4 Drawing Sheets



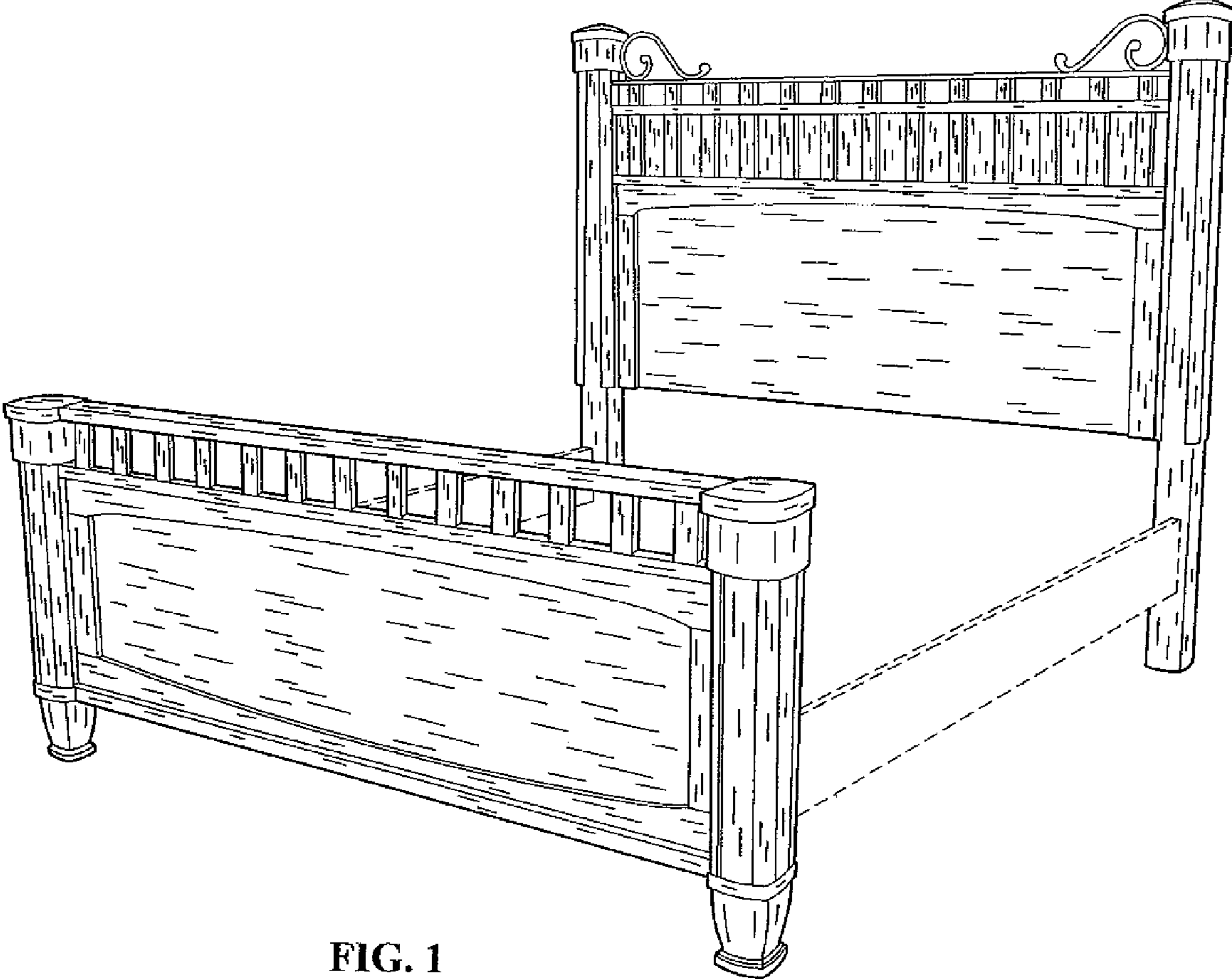


FIG. 1




FIG. 2

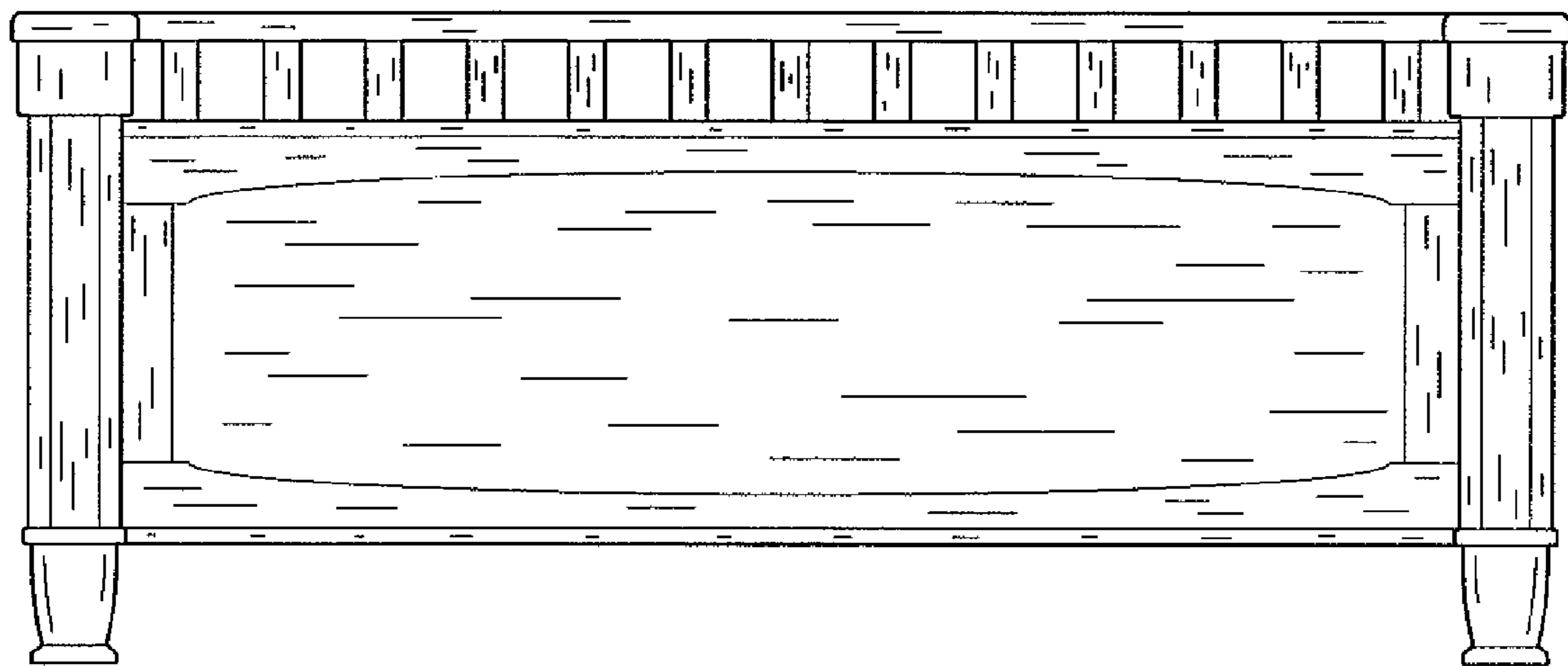


FIG. 3




FIG. 5




FIG. 4