



US00D585633S

(12) **United States Design Patent**
Lawler

(10) **Patent No.:** **US D585,633 S**
(45) **Date of Patent:** **** Feb. 3, 2009**

(54) **FOOTWEAR**

(75) Inventor: **Daniel Lawler**, London (GB)

(73) Assignee: **J. Choo Limited**, London (GB)

(**) Term: **14 Years**

(21) Appl. No.: **29/289,550**

(22) Filed: **Jul. 23, 2007**

(30) **Foreign Application Priority Data**

Jan. 24, 2007 (EM) 000660592-0005

(51) **LOC (9) Cl.** **02-04**

(52) **U.S. Cl.** **D2/929; D2/971**

(58) **Field of Classification Search** D2/896,
D2/897, 909, 910, 925, 929, 930, 943, 950,
D2/964, 965, 971; 36/45, 50.1, 83, 113,
36/114, 127, 134, 136, 1.7 R, 47.3, 4
See application file for complete search history.

(56) **References Cited**

U.S. PATENT DOCUMENTS

D93,512 S	10/1934	Phifer	
D94,266 S *	1/1935	Garside	D2/911
D96,066 S *	6/1935	Turiansky	D2/897
D96,719 S *	9/1935	Audino	D2/929
D96,874 S *	9/1935	Weinstien	D2/929
D117,379 S	10/1939	Levin	
D118,928 S	2/1940	Elkin	
D129,261 S *	9/1941	Justin	D2/911

OTHER PUBLICATIONS

U.S. Appl. No. 29/289,279, filed Jul. 12, 2007.

* cited by examiner

Primary Examiner—Stella M Reid

Assistant Examiner—Rashida C McCoy

(74) *Attorney, Agent, or Firm*—Fross Zelnick Lehrman & Zissu, P.C.; Lawrence E. Apolzon, Esq.

(57) **CLAIM**

The ornamental design for footwear, as shown and described.

DESCRIPTION

FIG. 1 is a front perspective view of footwear, showing my new design;

FIG. 2 is a left side view thereof;

FIG. 3 is a right side view thereof;

FIG. 4 is a front view thereof;

FIG. 5 is a rear view thereof;

FIG. 6 is a top view thereof;

FIG. 7 is a front perspective view of an alternative embodiment of the footwear shown in FIG. 1;

FIG. 8 is left side view thereof;

FIG. 9 is a right side view thereof;

FIG. 10 is a front view thereof;

FIG. 11 is a rear view thereof; and,

FIG. 12 is a top view thereof.

The broken line showing of the heel, heel cap, sole, portion of the belt strap and buckle holes is for illustrative purposes only and forms no part of the claimed design.

1 Claim, 12 Drawing Sheets





FIG. 1



FIG. 2



FIG. 3

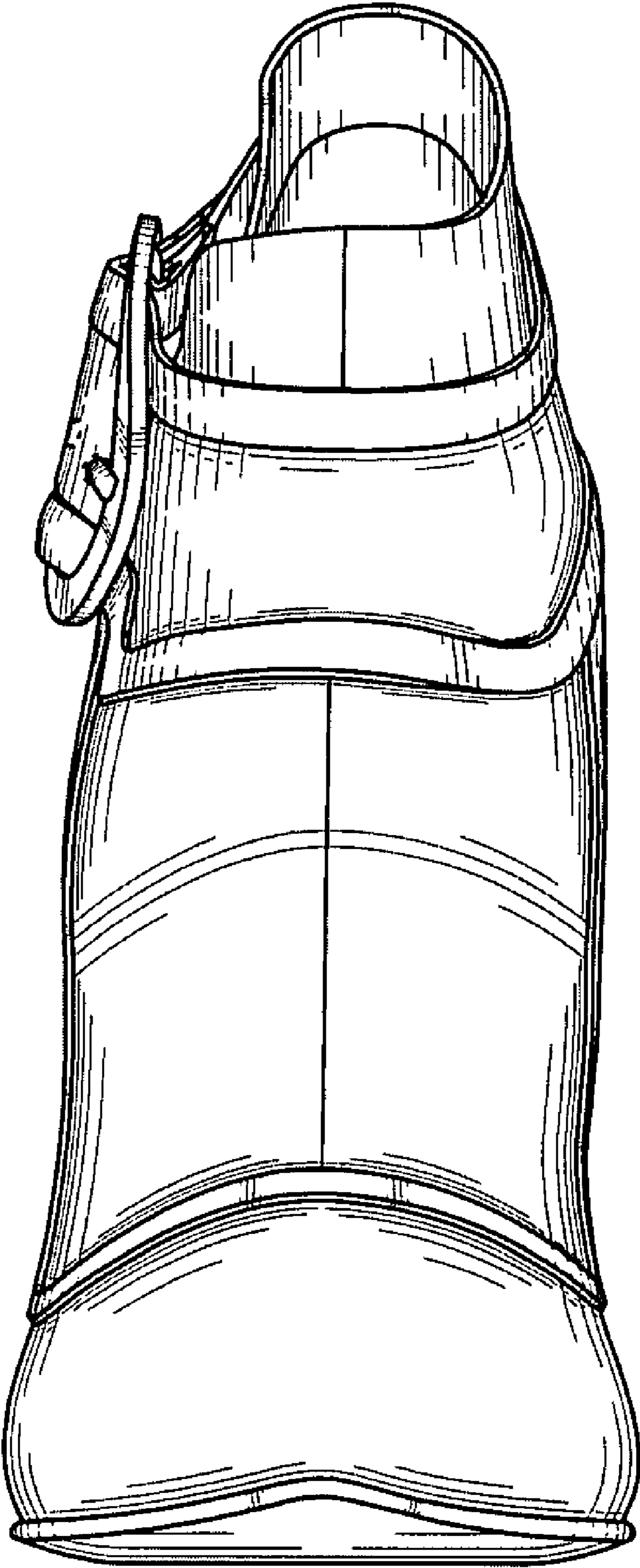


FIG. 4

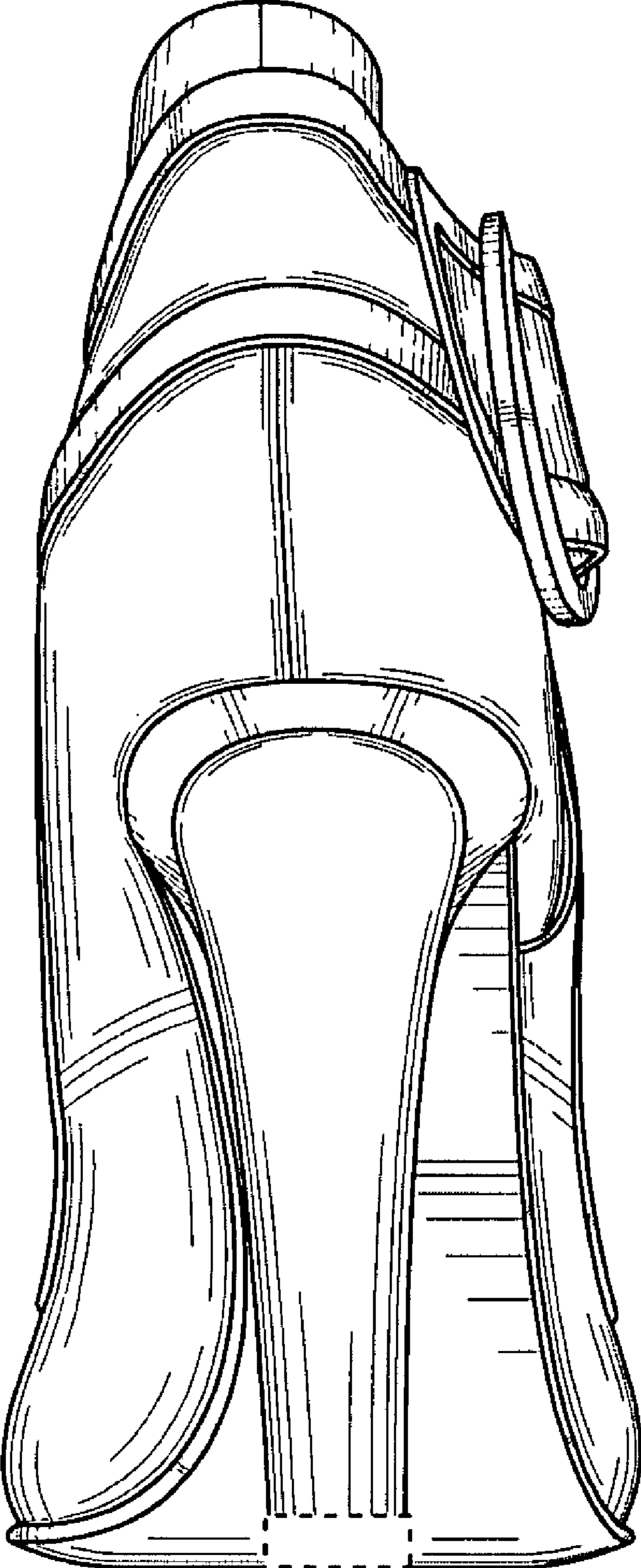


FIG. 5

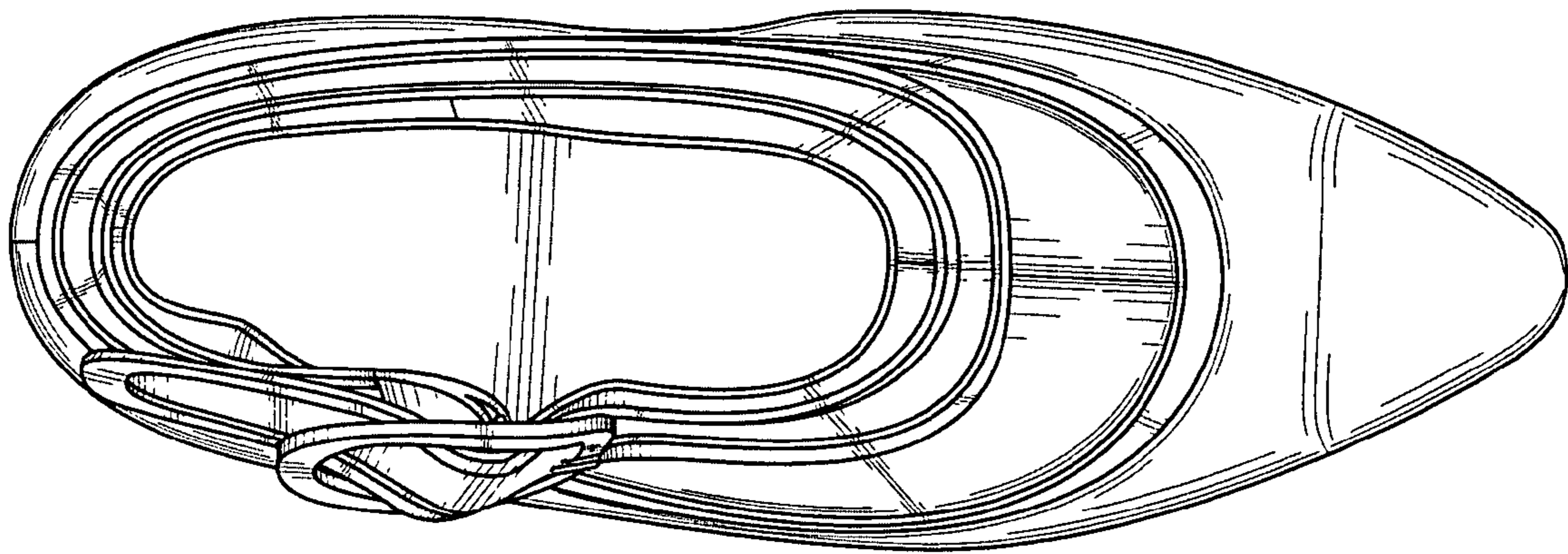


FIG. 6

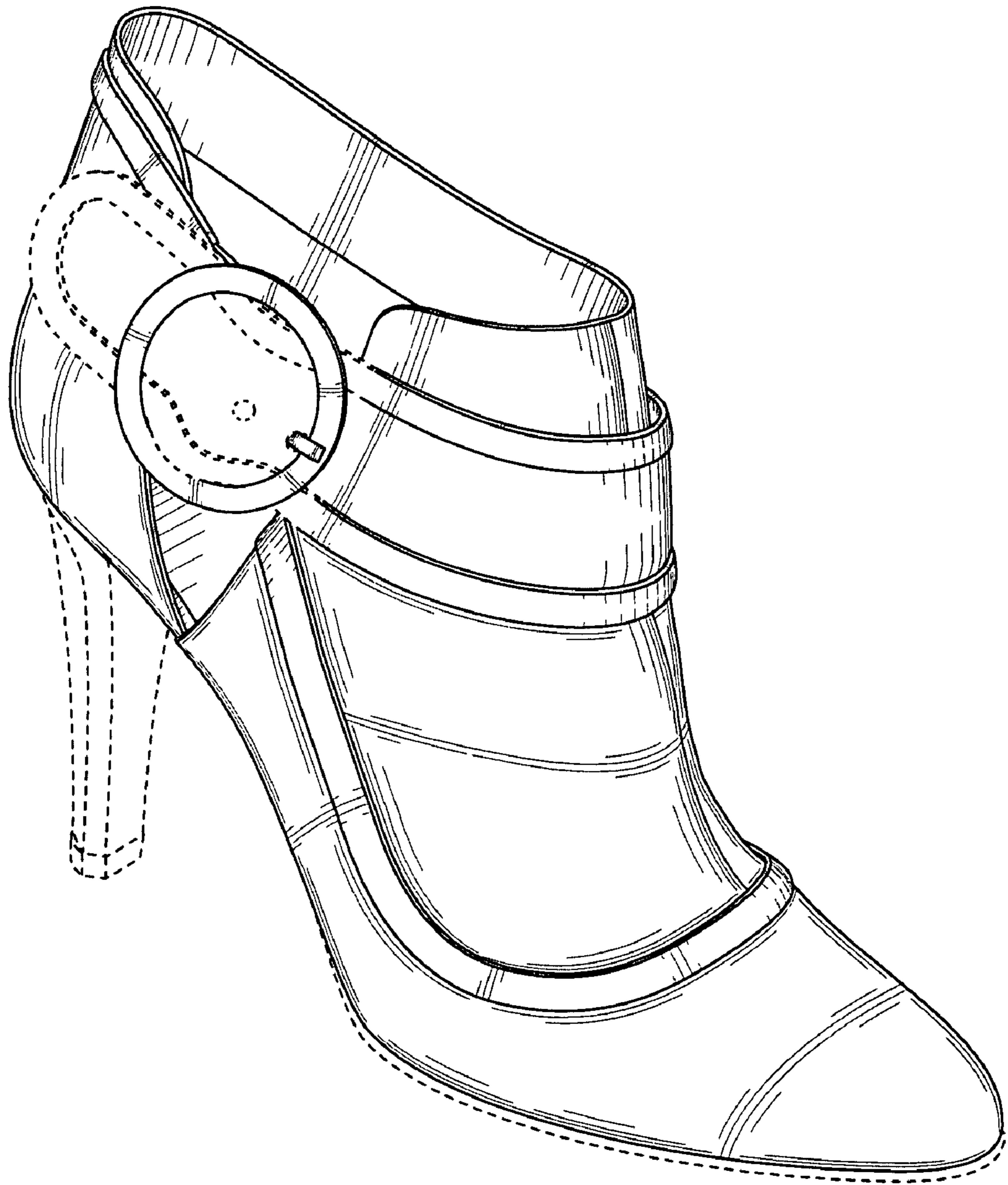


FIG. 7




FIG. 8




FIG. 9

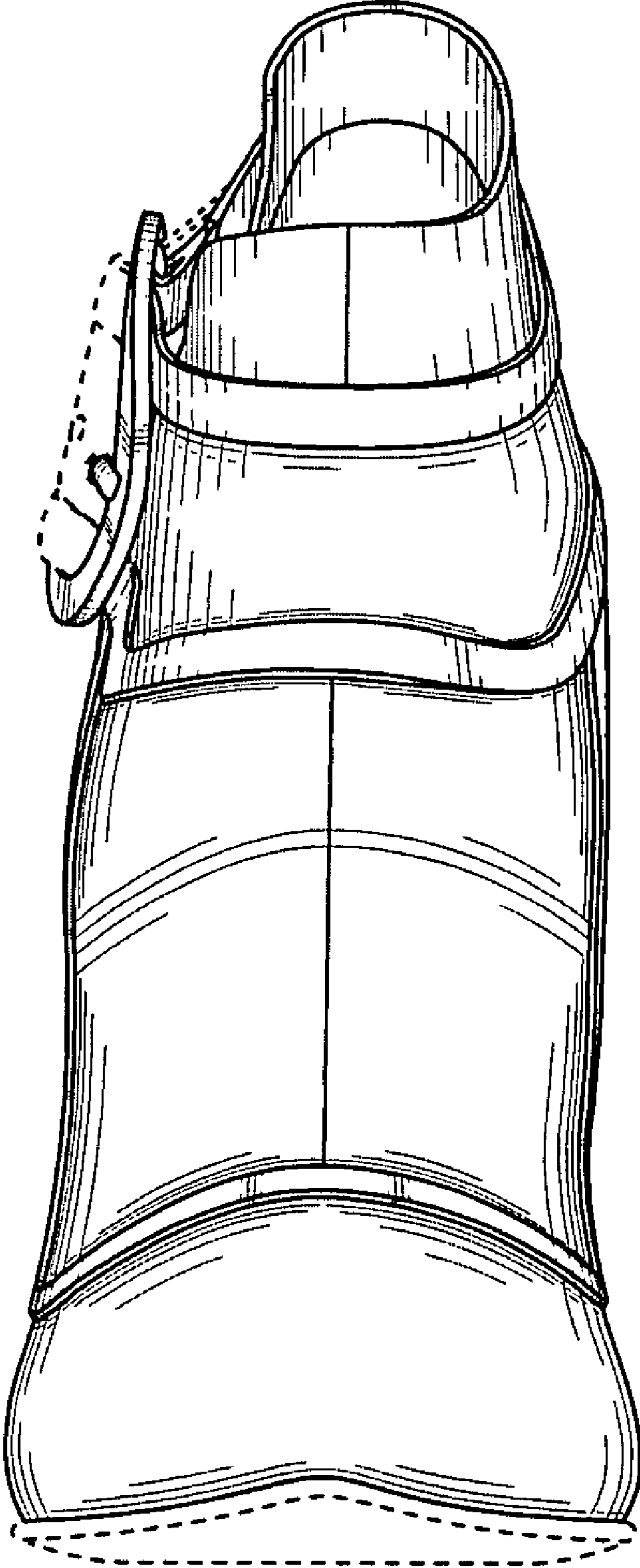


FIG. 10

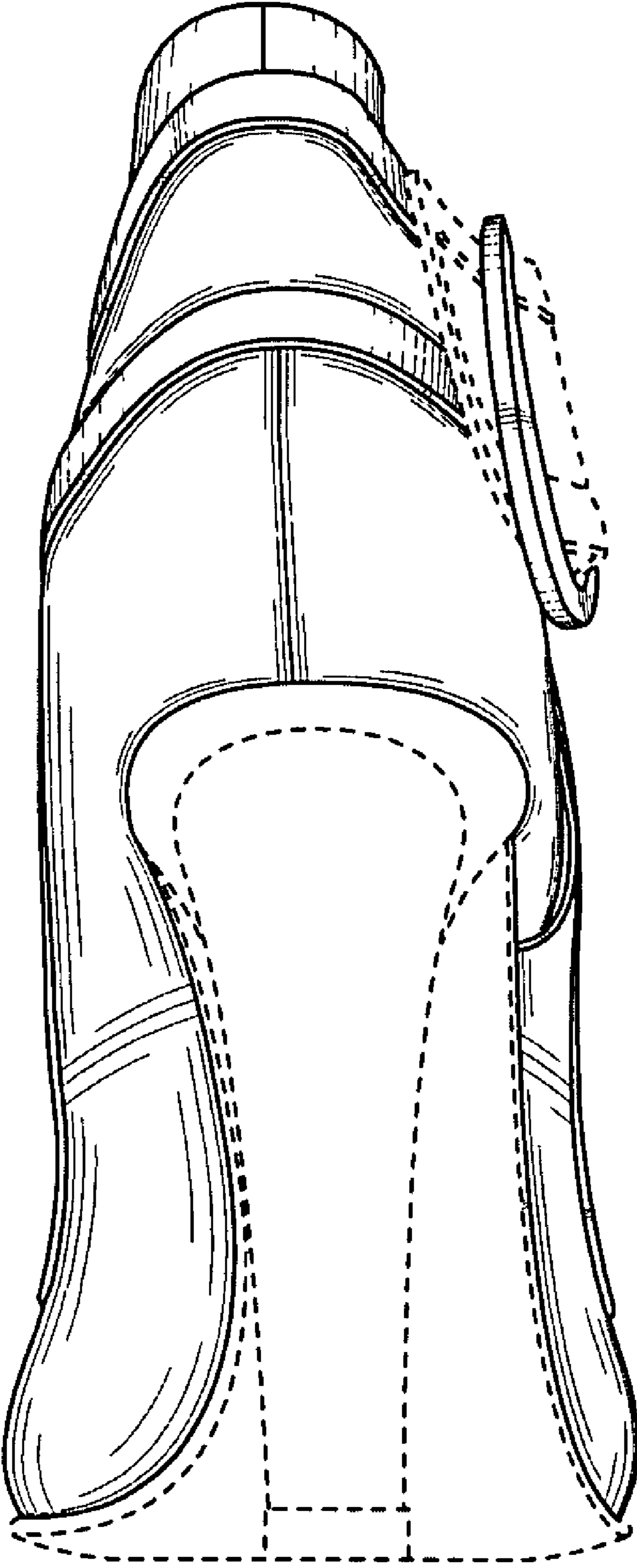


FIG. 11

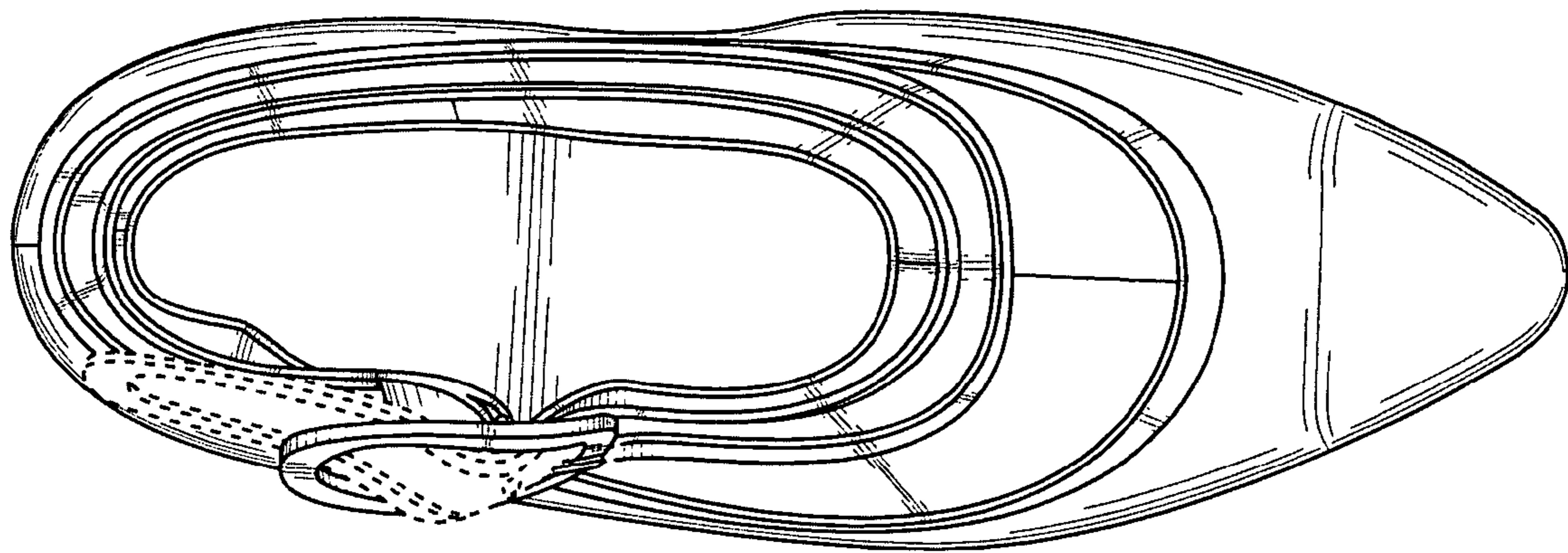


FIG. 12