



US00D585607S

(12) **United States Design Patent**
Rosenblatt

(10) **Patent No.:** **US D585,607 S**
(45) **Date of Patent:** **** Jan. 27, 2009**

(54) **CAT SCRATCHING PANEL**

(76) Inventor: **Jason Rosenblatt**, 1355 N. Sandburg
Ter., Unit 2409, Chicago, IL (US) 60610

(**) Term: **14 Years**

(21) Appl. No.: **29/283,332**

(22) Filed: **Aug. 10, 2007**

(51) **LOC (9) Cl.** **30-99**

(52) **U.S. Cl.** **D30/160; D30/119**

(58) **Field of Classification Search** D30/119,
D30/160; 119/702, 706-711

See application file for complete search history.

(56) **References Cited**

U.S. PATENT DOCUMENTS

2,593,319	A *	4/1952	Levitin et al.	D30/160
3,085,551	A *	4/1963	Helmer	119/706
3,159,141	A *	12/1964	Paterek	119/706
3,482,548	A *	12/1969	Burns	119/706
D269,821	S *	7/1983	Hurley	D30/160
4,517,922	A *	5/1985	Lind	119/708
4,539,936	A *	9/1985	Majewski	D30/160
D322,494	S *	12/1991	Reynolds	D30/158
D322,872	S *	12/1991	Holbrook	D30/160
D344,613	S *	2/1994	Cromwell	D30/160
D353,029	S *	11/1994	Northrop et al.	D30/108
D364,202	S *	11/1995	Benson	D21/686
5,592,901	A *	1/1997	Birmingham	119/706

D398,087	S *	9/1998	Pritzker et al.	D30/160
D422,754	S *	4/2000	Kolozsvari et al.	D30/118
6,360,387	B1 *	3/2002	Everhart	5/630
D501,064	S *	1/2005	Williams	D30/160
6,918,145	B1 *	7/2005	Drangula	5/632
D530,933	S *	10/2006	Vitaro	D6/361
D555,299	S *	11/2007	Tsengas	D30/160
D563,059	S *	2/2008	Lamstein et al.	D30/160
2002/0189549	A1 *	12/2002	Writer et al.	119/706

* cited by examiner

Primary Examiner—Cathy Anne MacCormac

(74) *Attorney, Agent, or Firm*—Cook Alex Ltd.

(57) **CLAIM**

The ornamental design for a cat scratching panel, as shown and described.

DESCRIPTION

FIG. 1 is a perspective view of the cat scratching panel of my invention;

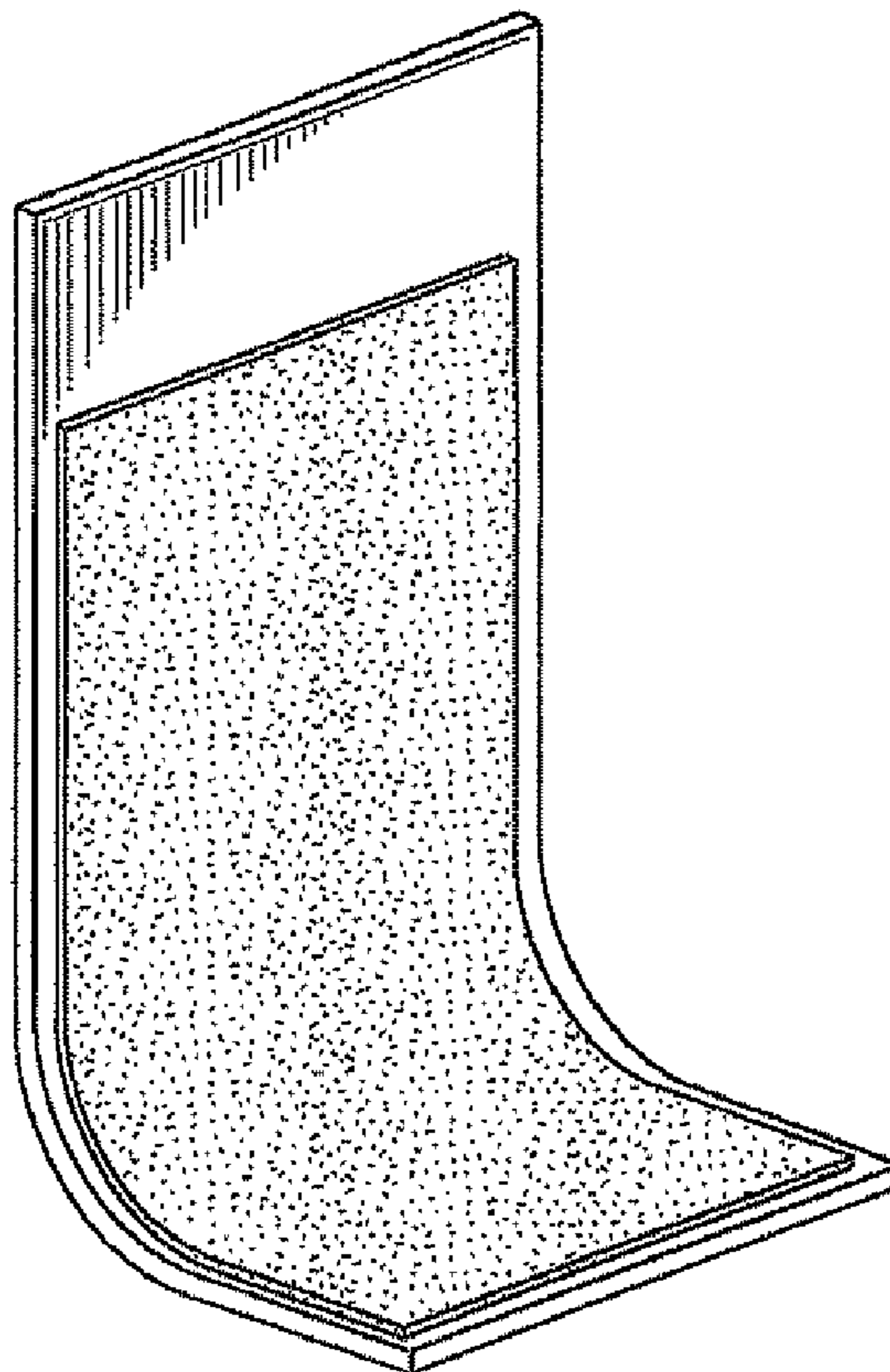
FIG. 2 is a front view of the cat scratching panel of my invention;

FIG. 3 is a right side elevational view of FIG. 2 with the left side being a mirror image thereof;

FIG. 4 is a top plan view of FIG. 2; and,

FIG. 5 is a bottom plan view of FIG. 2.

1 Claim, 1 Drawing Sheet



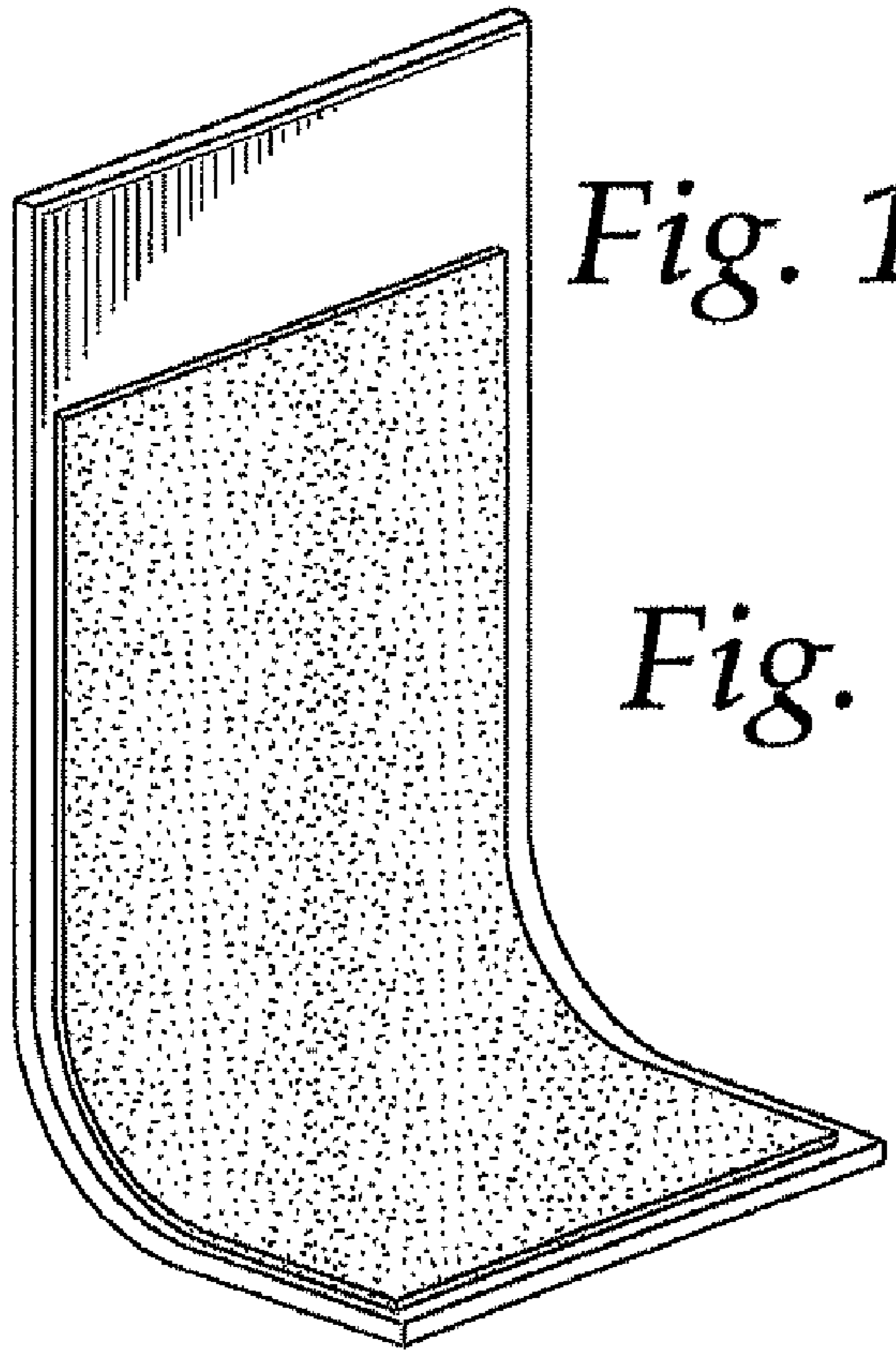


Fig. 1




Fig. 2

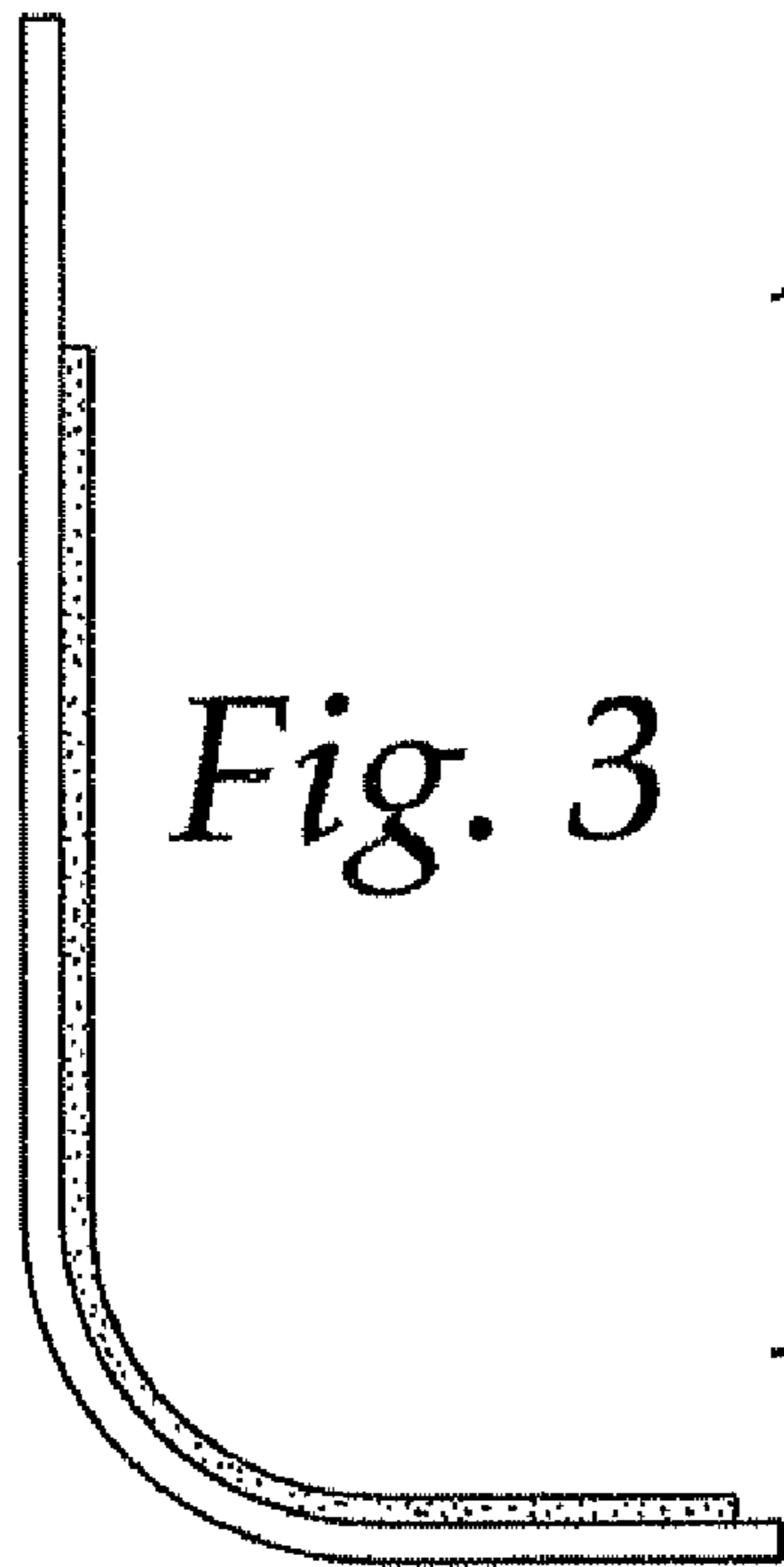


Fig. 3




Fig. 4




Fig. 5