



US00D585597S

(12) **United States Design Patent**
Tsai

(10) **Patent No.:** **US D585,597 S**
(45) **Date of Patent:** **** Jan. 27, 2009**

(54) **HAIR CLIP**

(76) Inventor: **Kai Mou Tsai**, 14F., No. 63, Jilin Road,
Taipei City (TW) 104

(**) Term: **14 Years**

(21) Appl. No.: **29/309,304**

(22) Filed: **Jul. 22, 2008**

(51) **LOC (9) Cl.** **28-03**

(52) **U.S. Cl.** **D28/39; D28/42**

(58) **Field of Classification Search** D28/21-34,
D28/39-43; 132/101, 126, 128-131, 144,
132/148, 219, 275-284; D11/52, 55, 56,
D11/82, 100, 103; D19/34, 65

See application file for complete search history.

(56) **References Cited**

U.S. PATENT DOCUMENTS

1,470,631	A	*	10/1923	Marion	132/275
1,675,806	A	*	7/1928	Holden	24/561
D89,782	S	*	5/1933	Meshko	D28/40
2,659,379	A	*	11/1953	Caserta	132/276
D185,529	S	*	6/1959	Caldora	D28/40
D202,016	S	*	8/1965	Solomon	D28/40
D233,945	S	*	12/1974	Burns	D11/82
D437,250	S	*	2/2001	Hull et al.	D11/82

D478,836	S	*	8/2003	McCormack	D11/81
D497,034	S	*	10/2004	Markfield	D28/42
D511,708	S	*	11/2005	Steshik	D11/82
D542,171	S	*	5/2007	Olson	D11/56
D551,297	S	*	9/2007	Gram	D19/65

* cited by examiner

Primary Examiner—Janice E Seeger

Assistant Examiner—Zenia I Bennett

(74) *Attorney, Agent, or Firm*—Bacon & Thomas, PLLC

(57) **CLAIM**

The ornamental design for a hair clip, as shown.

DESCRIPTION

FIG. 1 is a perspective view of a hair clip showing my new design thereof;

FIG. 2 is a front elevational view thereof;

FIG. 3 is a rear elevational view thereof;



FIG. 4 is a left side elevational view thereof;

FIG. 5 is a right side elevational view thereof;

FIG. 6 is a top plan view thereof; and,

FIG. 7 is a bottom plan view thereof.

1 Claim, 4 Drawing Sheets






FIG. 1




FIG. 2




FIG. 3



FIG. 4

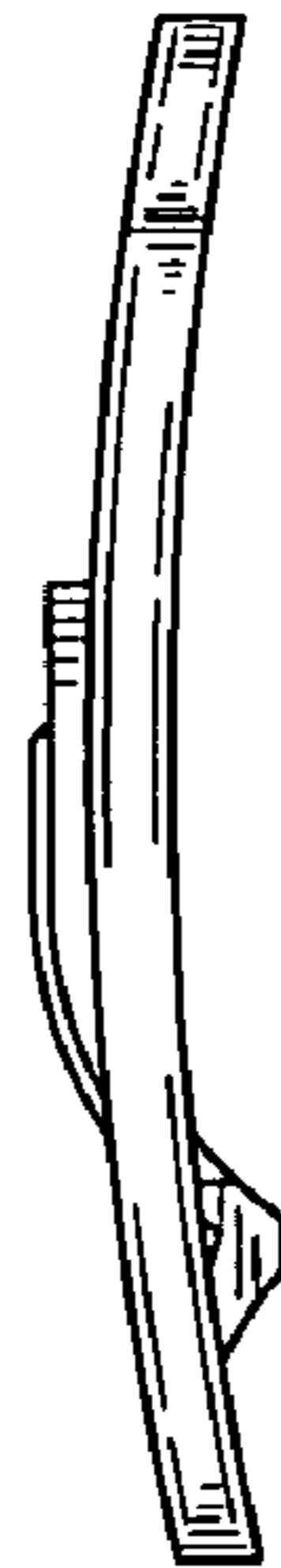


FIG. 5



FIG. 6



FIG. 7