



US00D585593S

(12) **United States Design Patent**
Yuan

(10) **Patent No.:** **US D585,593 S**
(45) **Date of Patent:** **** Jan. 27, 2009**

(54) **CHANDELIER ELEMENT**

D532,924 S * 11/2006 Schonbek et al. D26/155

* cited by examiner

(76) Inventor: **Shiqiang Yuan**, Zhongshan Kinglong
Lighting Factory Co., Ltd, Mingliu Road,
Shalang, West District, Zhongshan,
Guangdong (CN) 528411

Primary Examiner—Cathron C Brooks
Assistant Examiner—Kevin K Rudzinski
(74) *Attorney, Agent, or Firm*—Eric Hanscom; Todd
Langford

(**) Term: **14 Years**

(57) **CLAIM**

(21) Appl. No.: **29/304,884**

I claim the ornamental design for a chandelier element, as
shown.

(22) Filed: **Mar. 10, 2008**

(51) **LOC (9) Cl.** **26-99**

DESCRIPTION

(52) **U.S. Cl.** **D26/155**

FIG. 1 is a front view of a chandelier element showing my
new design;

(58) **Field of Classification Search** D26/72,

FIG. 2 is a back view thereof;

D26/122, 140, 143, 149, 150, 129, 67, 144,

FIG. 3 is a left-side view thereof;

D26/118, 128, 142, 145, 152, 154, 141, 138,

FIG. 4 is a right-side view thereof;

D26/153, 84, 155, 73; 362/405, 555, 656,

FIG. 5 is a top view thereof;

362/545, 612, 623, 147, 216, 335, 351, 401,

FIG. 6 is a bottom thereof; and,

362/406, 403, 404; D8/378, 373

FIG. 7 is a perspective view thereof.

See application file for complete search history.


The element has two stylized candles perched atop a series of
curved members, where each of the curved members con-
nects at one point or another to another curved member, and
where each of the curved members and the stylized candles
have a thin cut-out portion in its center. On the outer edges of
the sides of two of the curved members are small tabs.

(56) **References Cited**

1 Claim, 7 Drawing Sheets

U.S. PATENT DOCUMENTS

D50,696 S *	5/1917	Jones	D26/140
D74,269 S *	1/1928	Lipsky	D26/155
D96,467 S *	8/1935	Gregg	D26/145
4,107,770 A *	8/1978	Weber	362/405
D452,582 S *	12/2001	Johnson et al.	D26/155
D454,973 S *	3/2002	Bayer	D26/145
D513,440 S *	1/2006	Miranda	D26/142






FIG. 1




FIG. 2



FIG. 3



FIG. 4



FIG. 5



FIG. 6




FIG. 7