



US00D585590S

(12) **United States Design Patent**
Summerford et al.

(10) **Patent No.:** **US D585,590 S**
(45) **Date of Patent:** **** Jan. 27, 2009**

(54) **LUMINAIRE POST-TOP MOUNT**
(75) Inventors: **Robert L. Summerford**, Selma, TX
(US); **Claude Barozzini**, Macungie, PA
(US); **Mike Joss**, Chicago, IL (US);
Bryan Huddleston, San Marcos, TX
(US)
(73) Assignee: **Genlyte Thomas Group LLC**,
Louisville, KY (US)

(**) Term: **14 Years**
(21) Appl. No.: **29/298,842**

(22) Filed: **Dec. 13, 2007**

(51) **LOC (9) Cl.** **26-99**
(52) **U.S. Cl.** **D26/141**
(58) **Field of Classification Search** D26/145,
D26/155, 141, 144, 152, 118, 142, 128, 138,
D26/113, 120, 122, 140, 143, 147, 154, 63,
D26/65, 61; 362/147, 151, 241, 291, 296,
362/319, 341, 146, 370, 371, 395, 405, 410,
362/432, 441

See application file for complete search history.

(56) **References Cited**
U.S. PATENT DOCUMENTS

1,215,894 A 2/1917 Yuyama
1,356,145 A 10/1920 Hawthorne
1,486,745 A 3/1924 Haselton
1,545,711 A 7/1925 Townsend
1,639,753 A 8/1927 Shelton
D81,452 S * 6/1930 Osborn D26/141
2,075,199 A 3/1937 Horner
2,132,784 A 10/1938 Guth
2,632,095 A 3/1953 Dove

2,732,484 A 1/1956 Lipscomb
2,767,305 A 10/1956 Onksen et al.
2,853,599 A 9/1958 Kliegl
D191,128 S * 8/1961 Curtin et al. D26/67
D192,125 S * 1/1962 Lasker D26/67
D195,584 S * 7/1963 D'Ercoli D26/70
3,156,418 A * 11/1964 Jablonski et al. 52/28
3,170,634 A * 2/1965 Harling 362/223
3,610,915 A 10/1971 Moore
3,666,935 A 5/1972 Pritchett et al.
D302,326 S 7/1989 DiCola
D302,327 S 7/1989 DiCola
D302,328 S 7/1989 Fretz
D302,329 S 7/1989 Fretz et al.
D302,330 S 7/1989 Fretz

(Continued)

Primary Examiner—Freda S. Nunn
Assistant Examiner—Kevin K Rudzinski
(74) *Attorney, Agent, or Firm*—John F. Salazar; Middleton
Reutlinger

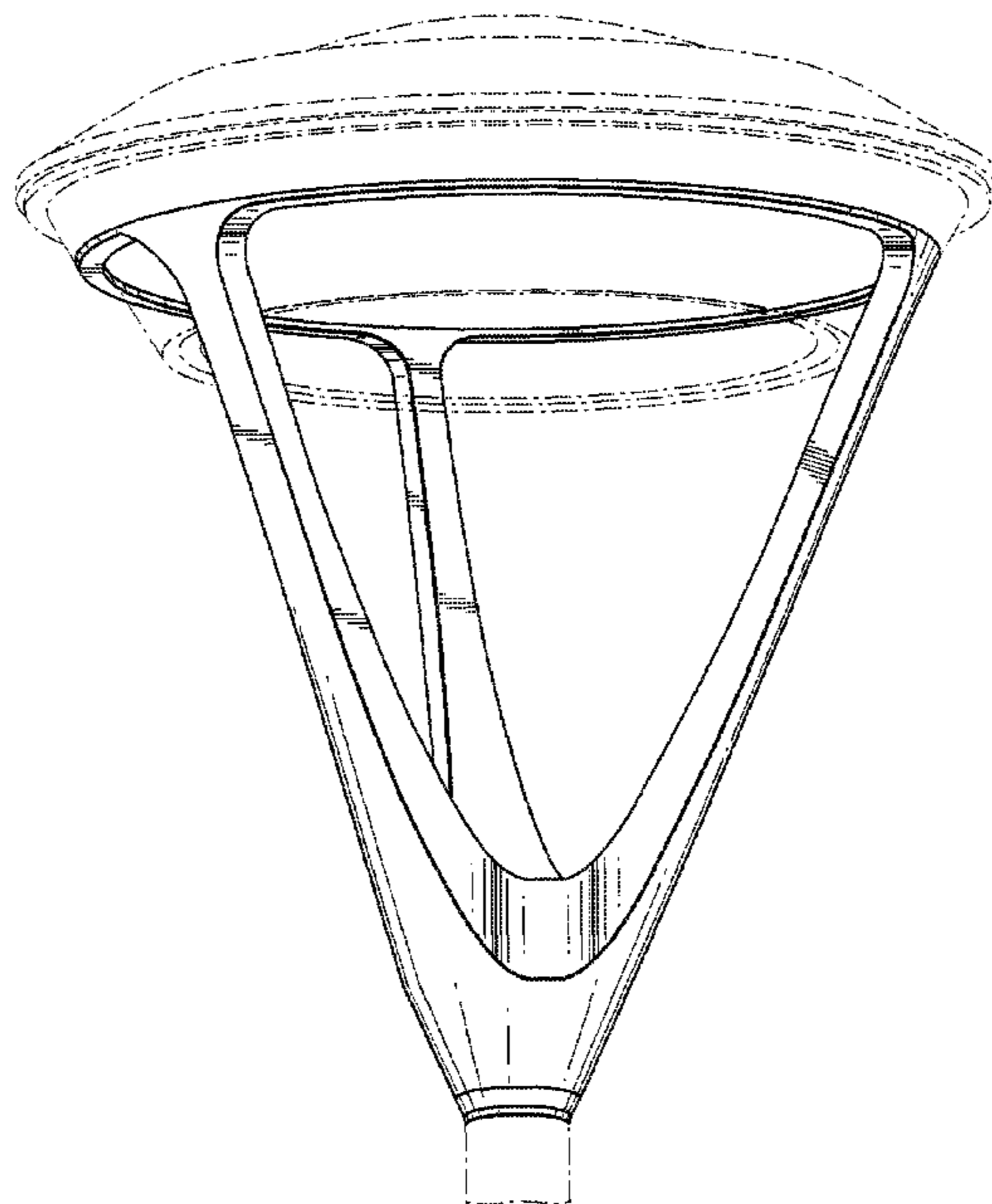
(57) **CLAIM**

The ornamental design for a luminaire post-top mount, as shown and described.

DESCRIPTION

FIG. 1 is a perspective view of a luminaire post-top mount showing the design;
FIG. 2 is a side view thereof;
FIG. 3 is a top view thereof; and,
FIG. 4 is a bottom view thereof.
The broken lines showing the post, housing, and lens of the luminaire are for the purpose of illustrating the environment of the design and form no part of the claimed design.

1 Claim, 4 Drawing Sheets



US D585,590 S

Page 2

U.S. PATENT DOCUMENTS

D316,457 S	4/1991	De' Armond	
D337,835 S	7/1993	Donato et al.	
D352,124 S	11/1994	Russello et al.	
D355,044 S	1/1995	Russello et al.	
5,584,574 A	12/1996	Haddad	
5,642,934 A	7/1997	Haddad	
D393,733 S	4/1998	Gaskins et al.	
D399,331 S	10/1998	Greene et al.	
D399,332 S	10/1998	Greene et al.	
D399,333 S	10/1998	Greene et al.	
D400,286 S	10/1998	Greene et al.	
D407,842 S *	4/1999	Landefeld	D26/68
D412,037 S *	7/1999	Compton	D26/2
D437,958 S	2/2001	Doron, Jr. et al.	
D440,002 S *	4/2001	Miranda	D26/87
D442,313 S	5/2001	Wojtkowiak et al.	
D444,584 S *	7/2001	Landefeld	D26/67
D456,551 S	4/2002	Russello et al.	
D456,552 S	4/2002	Russello et al.	
D456,553 S	4/2002	Russello et al.	
D456,926 S	5/2002	Gaskins et al.	
D456,927 S	5/2002	Russello et al.	
D456,928 S	5/2002	Russello et al.	
D456,929 S	5/2002	Russello et al.	
D456,930 S	5/2002	Russello et al.	
D459,515 S	6/2002	Gaskins et al.	
D459,519 S	6/2002	Russello et al.	
D460,575 S	7/2002	Tergny et al.	
D465,048 S	10/2002	Gaskins et al.	
D465,868 S	11/2002	Gaskins et al.	
D467,030 S	12/2002	Gaskins et al.	
D468,051 S	12/2002	Gaskins et al.	
D469,565 S	1/2003	Anderson et al.	
D472,339 S	3/2003	Russello et al.	
D481,158 S *	10/2003	Cline	D26/138
D481,159 S *	10/2003	Walker	D26/138
D482,487 S	11/2003	Russello et al.	
D487,600 S *	3/2004	Fickas	D26/138
D494,701 S	8/2004	Campbell	
D515,231 S *	2/2006	Randazzo et al.	D26/67
D553,779 S *	10/2007	Butler	D26/67
D554,791 S *	11/2007	Galipeau et al.	D26/67

* cited by examiner

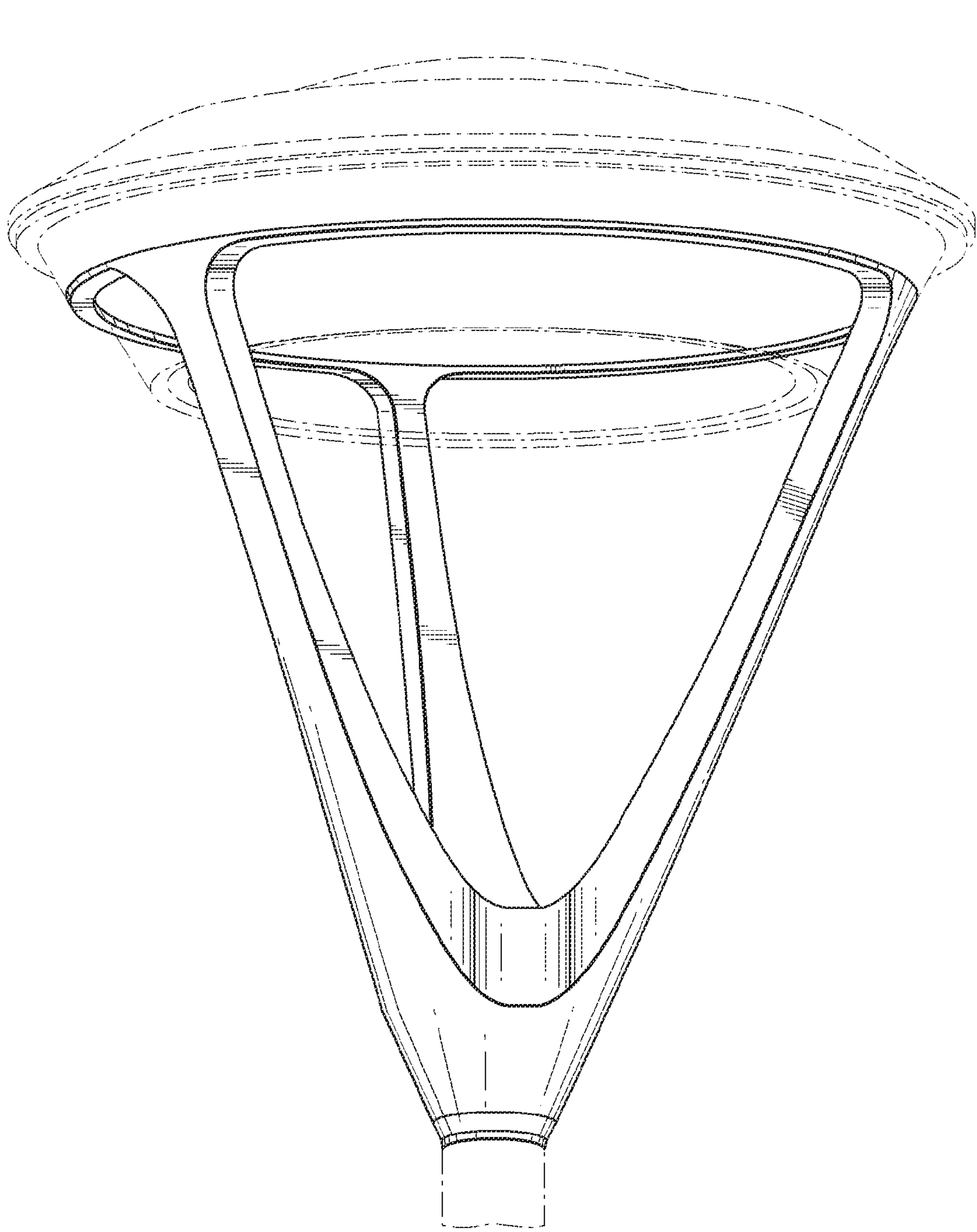


FIG. 1

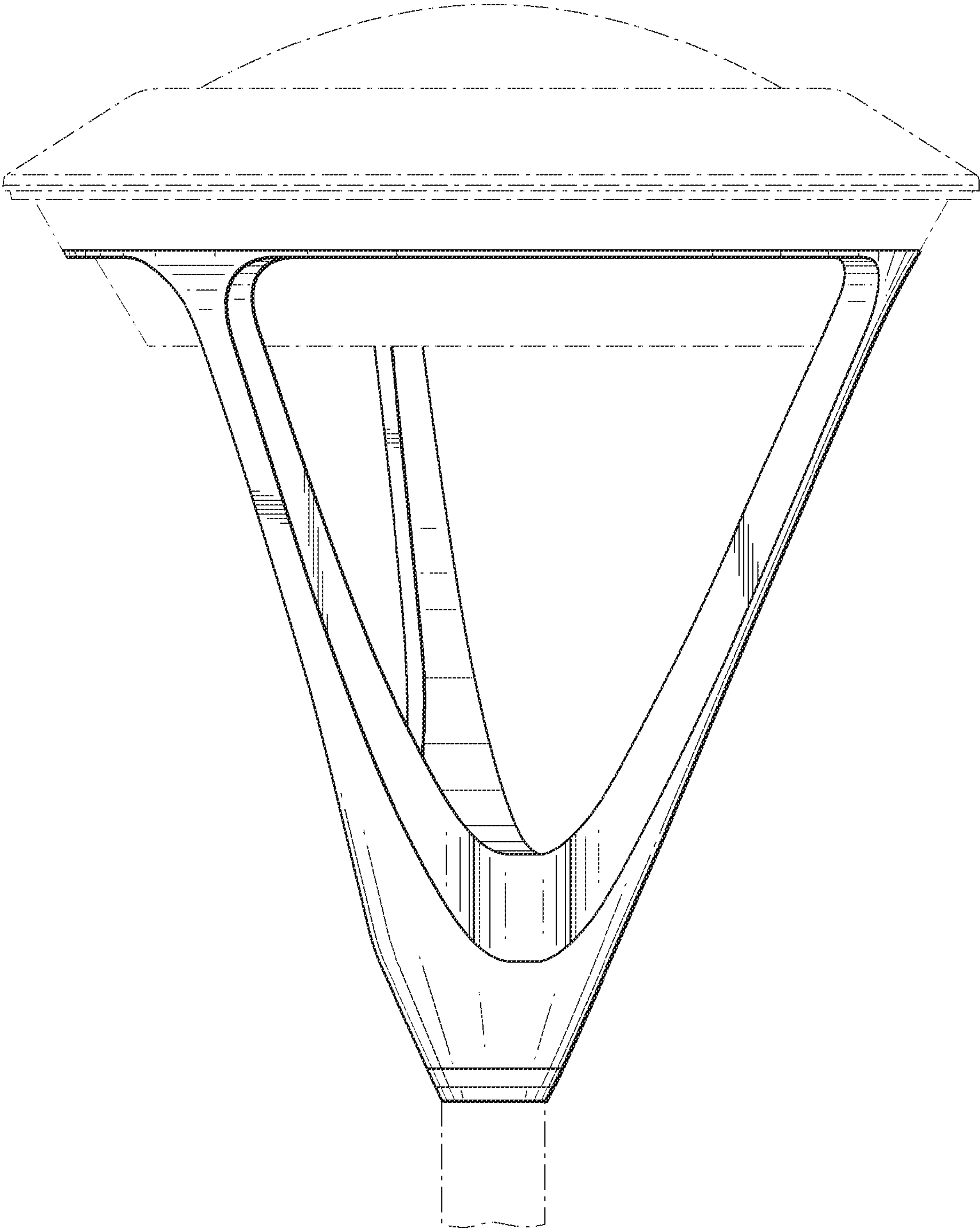


FIG. 2

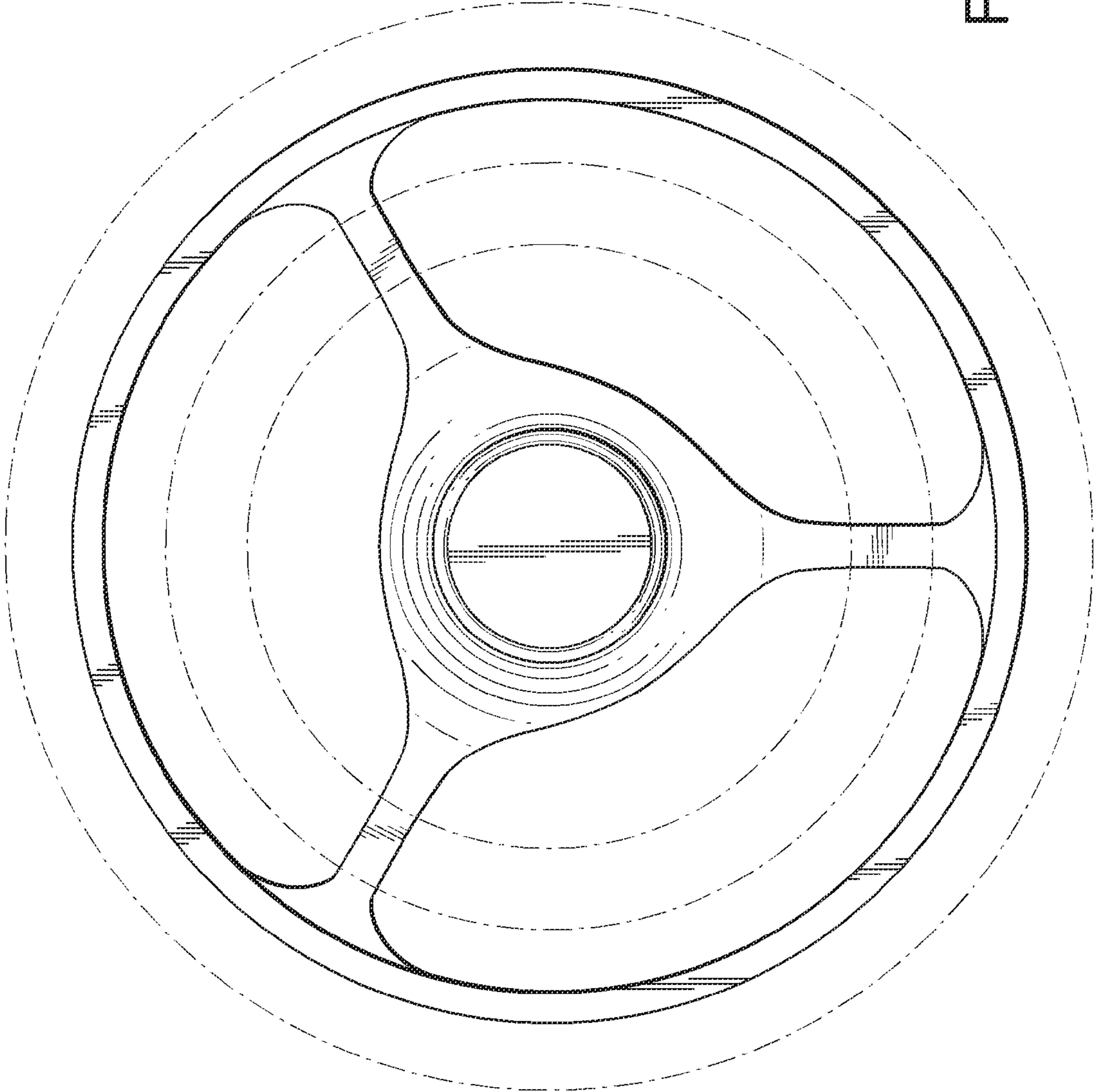


FIG. 3

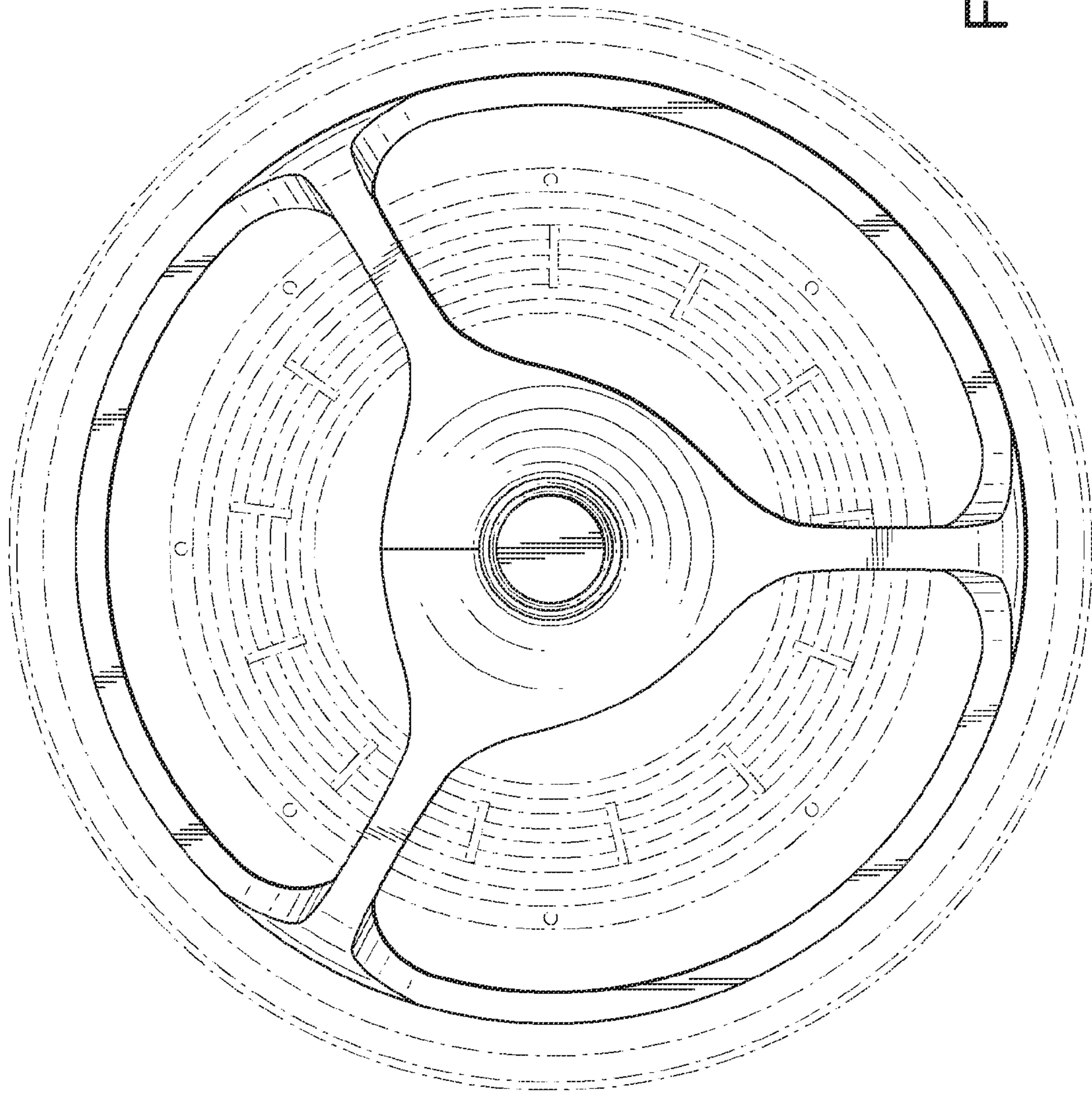


FIG. 4