



US00D585573S

(12) **United States Design Patent**  
**Hawass**

(10) **Patent No.:** **US D585,573 S**  
(45) **Date of Patent:** **\*\* Jan. 27, 2009**

(54) **LIGHT-SOCKET-TYPE PILLAR CANDLE  
HOLDER**

6,929,380 B2 8/2005 Logan et al.  
D516,232 S 2/2006 Hawass  
D524,954 S 7/2006 Hawass  
D550,864 S \* 9/2007 Hernandez et al. .... D26/2

(76) Inventor: **Nour-El-Din Hawass**, 4 Lady Slipper  
Drive, Halifax, Nova Scotia (CA) B3M  
3R5

\* cited by examiner

(\*\*) Term: **14 Years**

*Primary Examiner*—Robert M Spear  
*Assistant Examiner*—Ania K Dworzecka  
(74) *Attorney, Agent, or Firm*—Mario Theriault

(21) Appl. No.: **29/309,021**

(22) Filed: **Jun. 12, 2008**

(57) **CLAIM**

(51) **LOC (9) Cl.** ..... **26-01**

The ornamental design for a light-socket-type pillar candle holder, as shown and described.

(52) **U.S. Cl.** ..... **D26/9**

(58) **Field of Classification Search** ..... D26/9,  
D26/10, 14, 20, 11, 4, 5; 431/297  
See application file for complete search history.

**DESCRIPTION**


(56) **References Cited**

U.S. PATENT DOCUMENTS

2,520,691 A 8/1950 Otis  
2,569,078 A 9/1951 Silver et al.  
3,855,464 A 12/1974 Angelo  
5,482,456 A 1/1996 Jwayad et al.  
D464,446 S 10/2002 Tsai

FIG. 1 is a perspective front and top view of a light-socket-type pillar candle holder, showing my new design;  
FIG. 2 is a front view thereof, the rear view is a mirror image;  
FIG. 3 is a right side view thereof, the left side view is a mirror image;  
FIG. 4 is a bottom view thereof; and,  
FIG. 5 is a top view thereof.

**1 Claim, 2 Drawing Sheets**






FIG. 1




FIG. 2

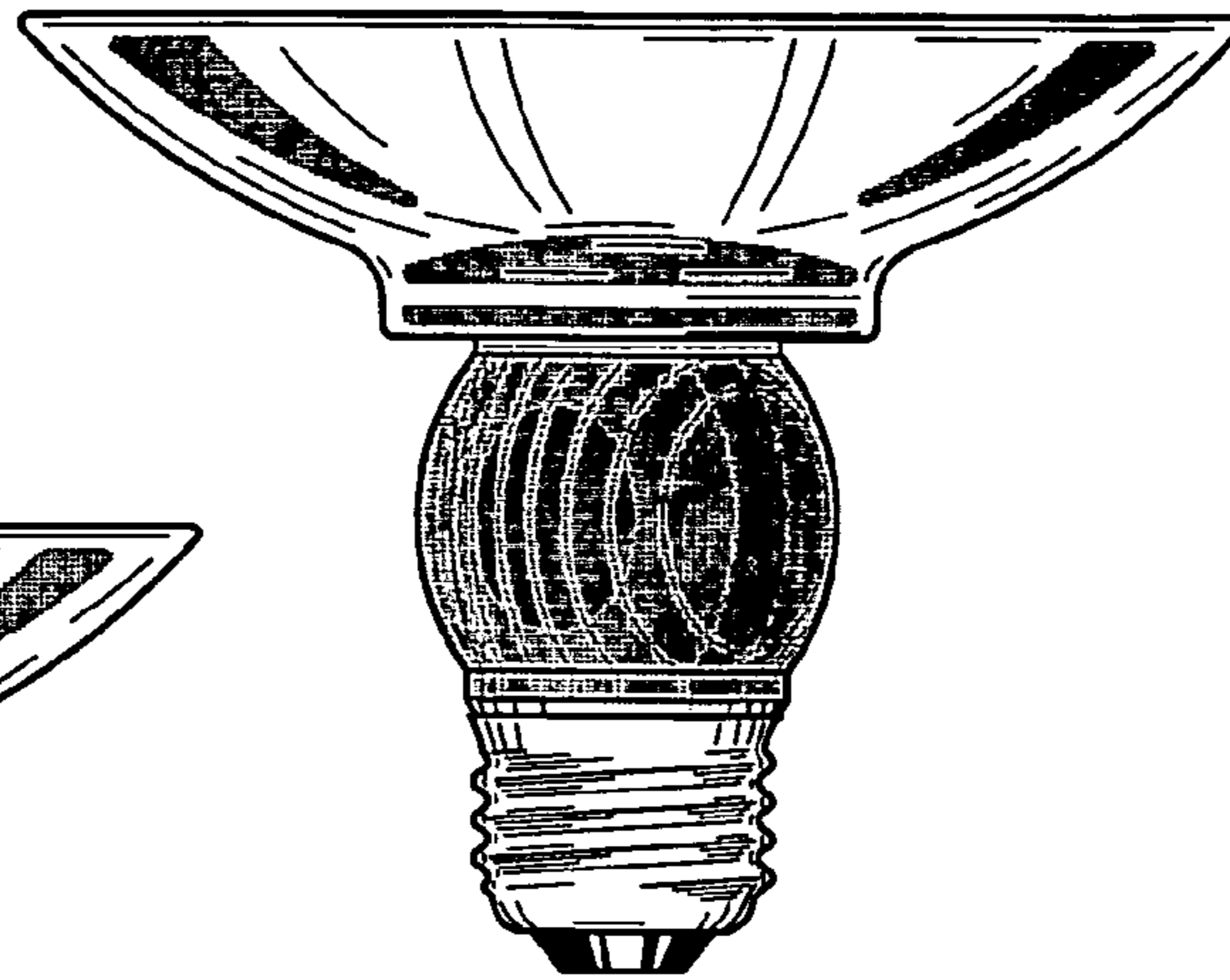


FIG. 3

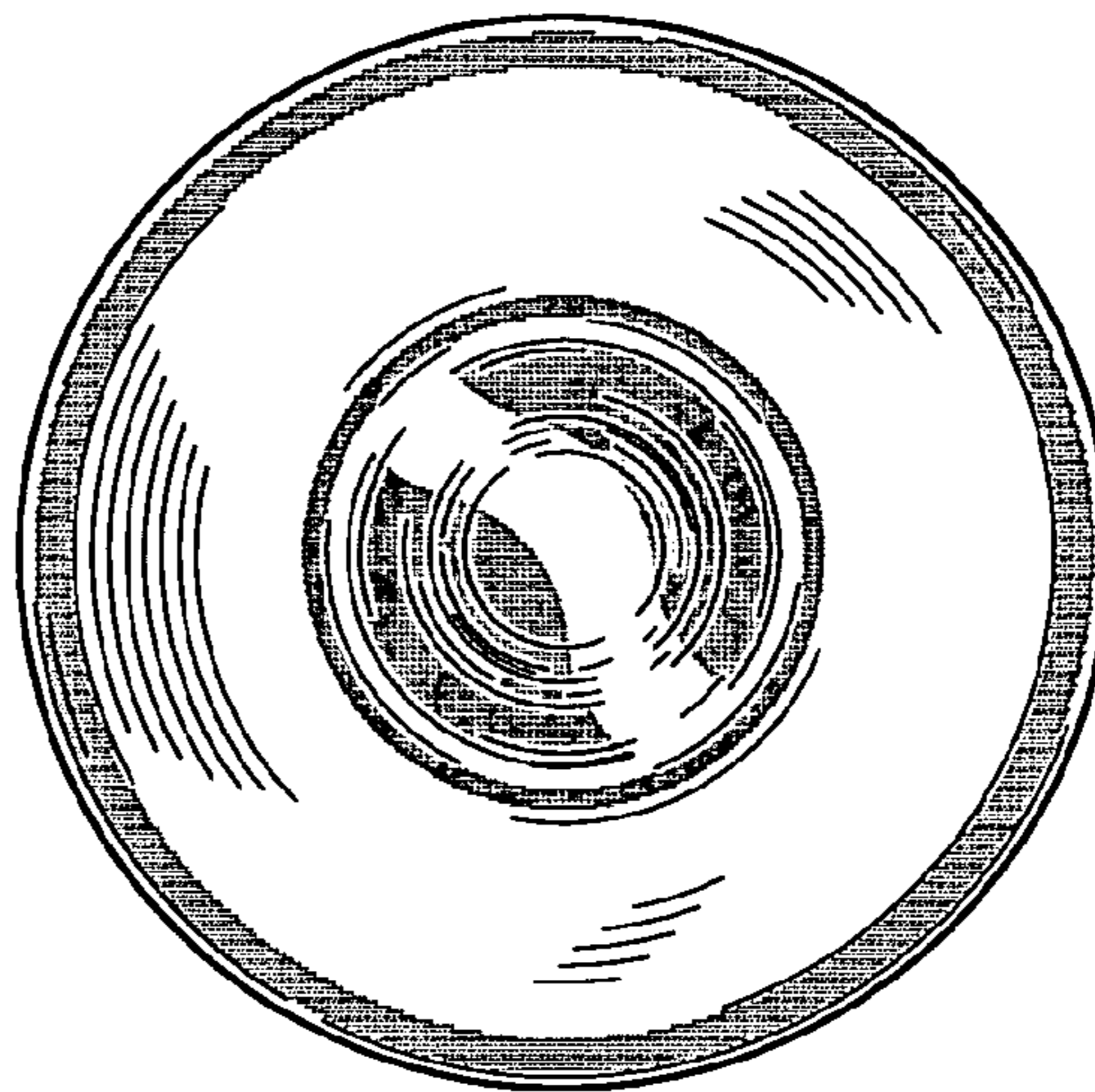


FIG. 5

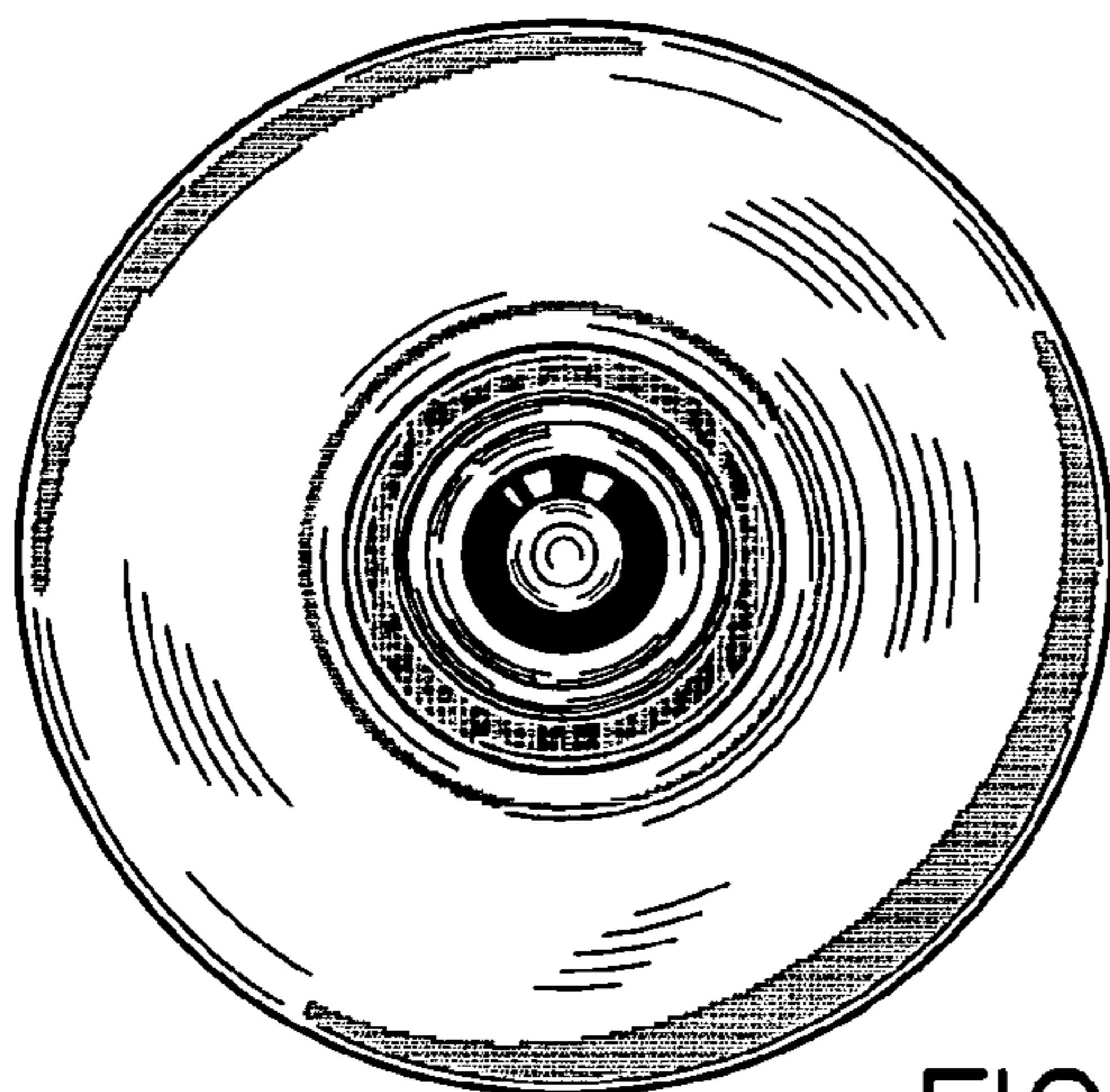


FIG. 4