



US00D585571S

(12) **United States Design Patent**
Zeilinger et al.

(10) **Patent No.:** **US D585,571 S**
(45) **Date of Patent:** **** Jan. 27, 2009**

(54) **ROOF CAP**

D577,728 S * 9/2008 Sculler et al. D14/451

(75) Inventors: **Brian K. Zeilinger**, Janesville, WI (US);
Ernesto Huerta, Mukwonago, WI (US)

(73) Assignee: **PlayStar, Inc.**, Janesville, WI (US)

(**) Term: **14 Years**

(21) Appl. No.: **29/245,324**

(22) Filed: **Dec. 21, 2005**

(51) **LOC (9) Cl.** **25-01**

(52) **U.S. Cl.** **D25/138**

(58) **Field of Classification Search** D25/138-141,
D25/143, 144, 153, 158, 159, 160-163; 52/518-525,
52/532, 534, 536, 539, 545, 547, 556; D8/349,
D8/354; D21/814

See application file for complete search history.

(56) **References Cited**

U.S. PATENT DOCUMENTS

2,330,766	A	9/1943	Walstrom	
2,496,526	A	2/1950	Falcone	
3,760,903	A	9/1973	Thompson	
3,862,533	A	1/1975	Fuss et al.	
3,986,307	A	10/1976	Mulholland	
5,115,762	A	5/1992	Long	
5,364,312	A	11/1994	Cunard et al.	
5,647,181	A	7/1997	Hunts	
D461,518	S *	8/2002	Vigneron	D21/814
D530,187	S *	10/2006	Esbaugh	D8/354
D534,064	S *	12/2006	Gimpel et al.	D8/382
D534,612	S *	1/2007	Zeilinger et al.	D21/823
D534,613	S *	1/2007	Zeilinger et al.	D21/823
D538,630	S *	3/2007	Sergi	D8/354
D542,628	S *	5/2007	Brassard	D8/354
D562,112	S *	2/2008	Harrell	D8/354
D571,188	S *	6/2008	Brassard	D8/354

OTHER PUBLICATIONS

Crown of Minnesota, Inc. Turbo Tom's Treehouse (Date Unknown), pp. 1-2.

Rainbow Play Systems, Inc. Sunshine Castle (2004), pp. 1-2.

Swing N Slide Timber Bilt Cascade (Date Unknown), pp. 1-2.

Swing N Slide SkyFort (Date Unknown), pp. 1-2.

Rainbow Play Systems, Inc. Monster Castle (2005), pp. 1-2.

Backyard Adventures Fred's Fort (2002), pp. 1-2.

Swing N Slide Timber Bilt Highland (Date Unknown), pp. 1-2.

PlayStar Champion, pp. 1-4.

* cited by examiner

Primary Examiner—T. Chase Nelson

Assistant Examiner—Michael A Pratt

(74) *Attorney, Agent, or Firm*—Michael Best & Friedrich LLP

(57) **CLAIM**

The ornamental design for a roof cap, as shown and described.

DESCRIPTION

FIG. 1 is a front-side perspective view, taken from the left end, of a roof cap embodying the present invention;

FIG. 2 is a front-side perspective view taken from the right end of the roof cap;

FIG. 3 is a right side view of the roof cap;

FIG. 4 is a bottom view of the roof cap;

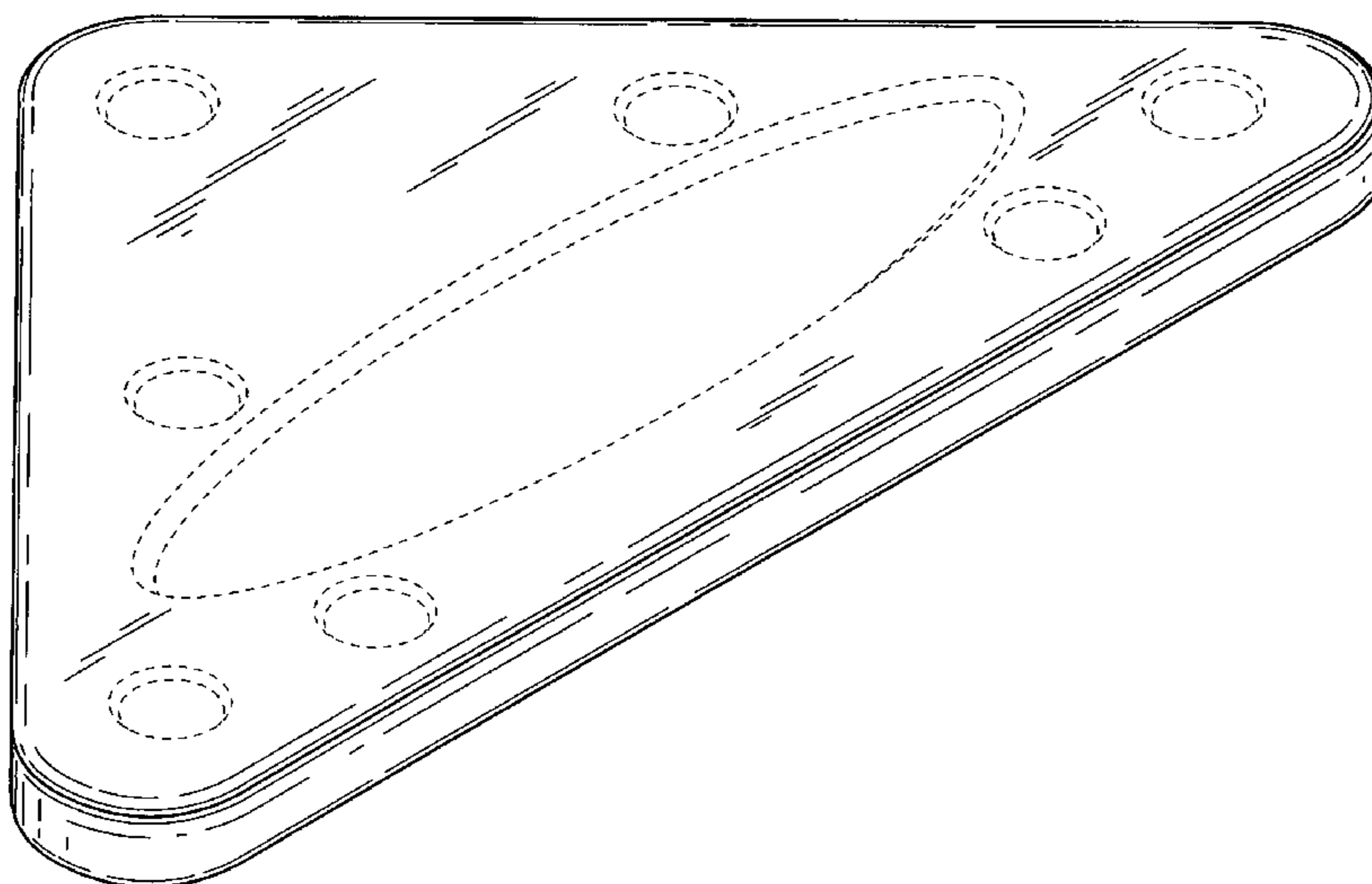
FIG. 5 is a top view of the roof cap;

FIG. 6 is a front view of the roof cap; and,

FIG. 7 is a rear view of the roof cap.

The portions of the roof cap shown in broken lines are for illustrative purposes only and form no part of the claimed design. The left-side view that is opposite FIG. 3 is a mirror image and is not shown.

1 Claim, 6 Drawing Sheets



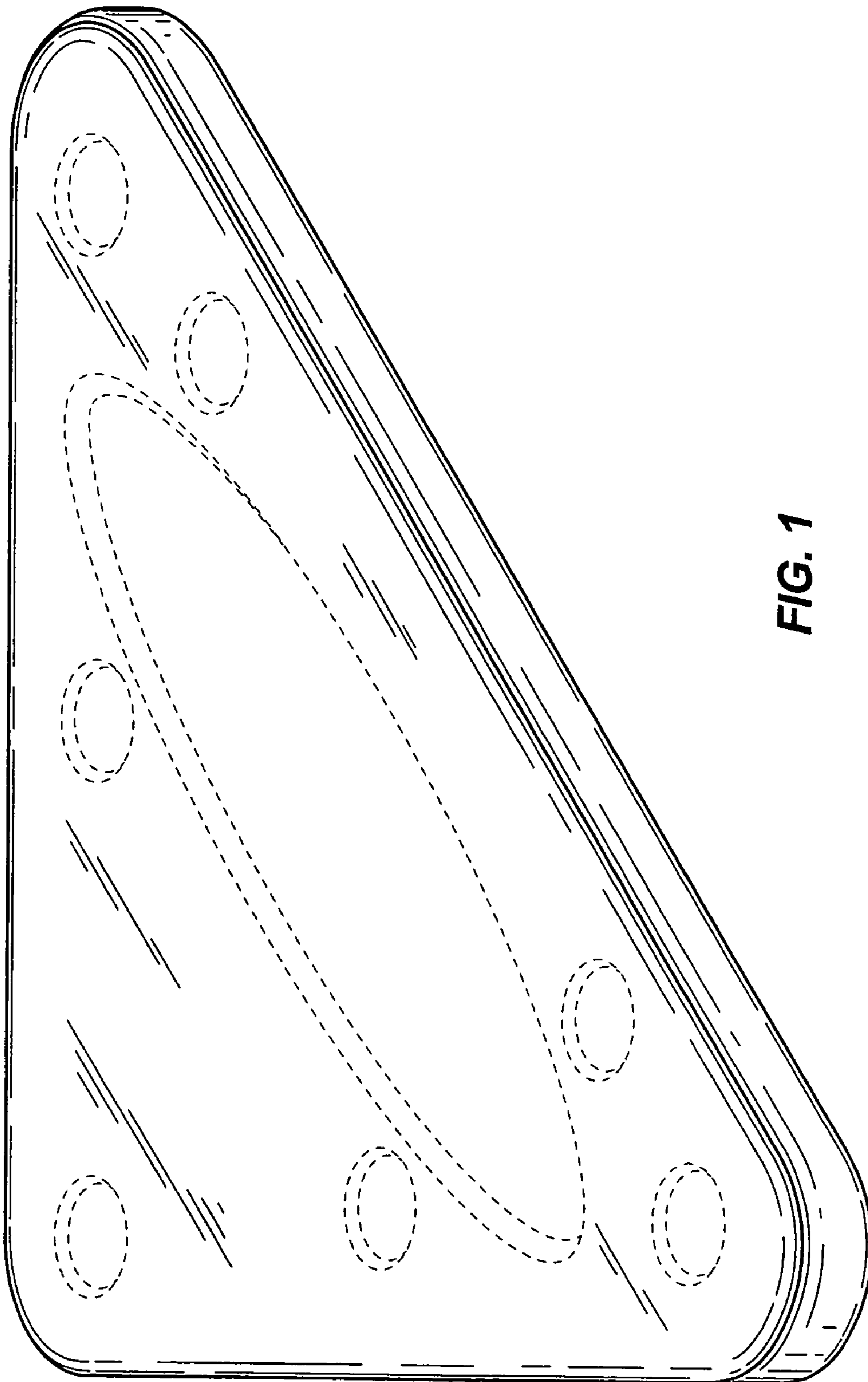


FIG. 1

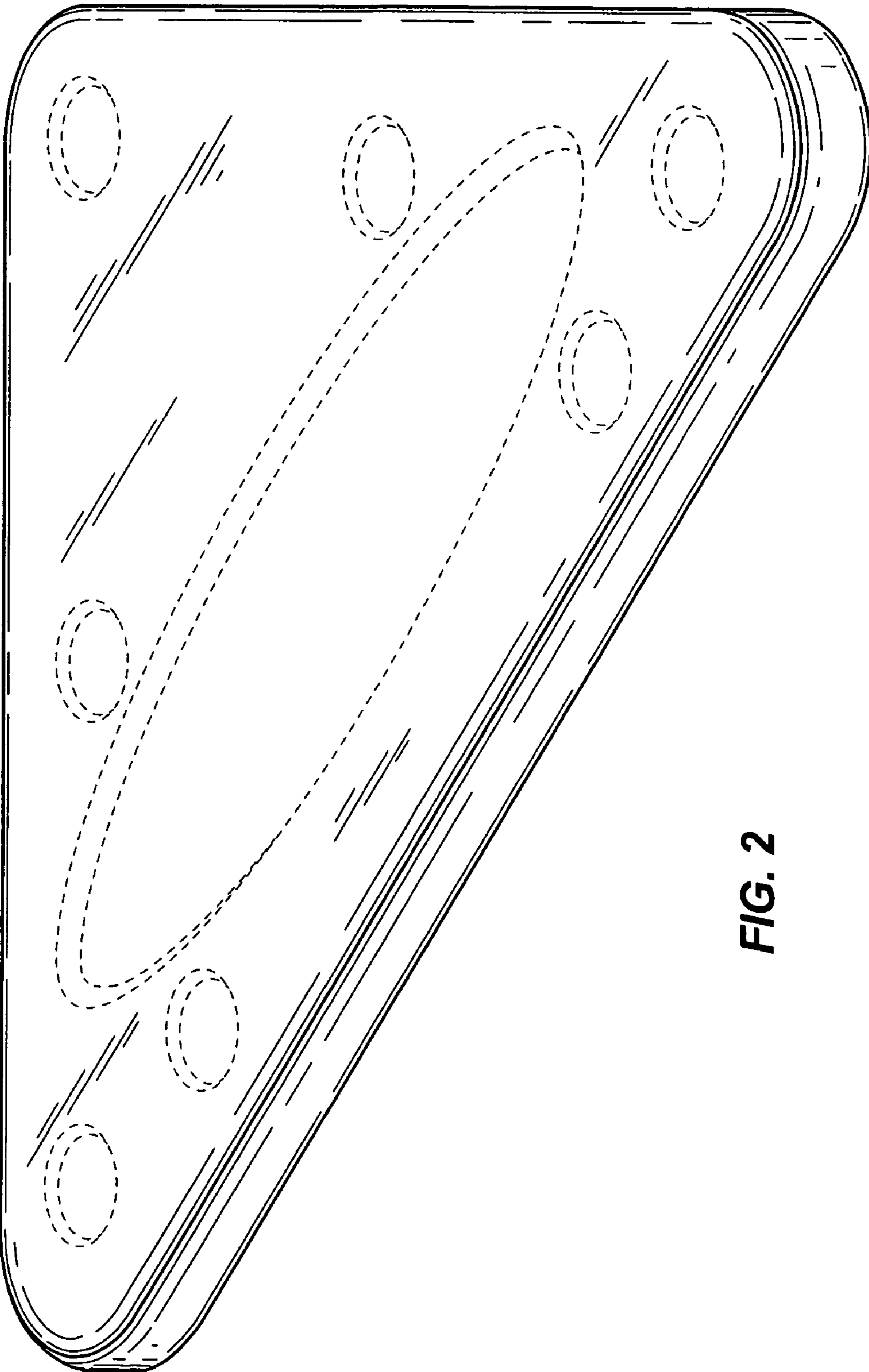


FIG. 2



FIG. 3

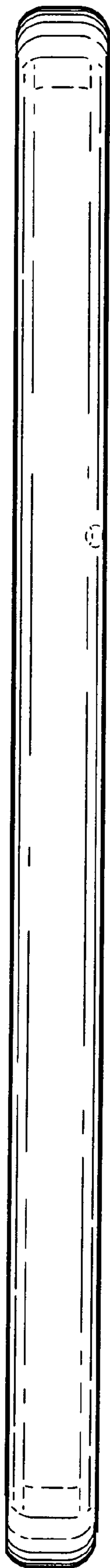


FIG. 4




FIG. 5

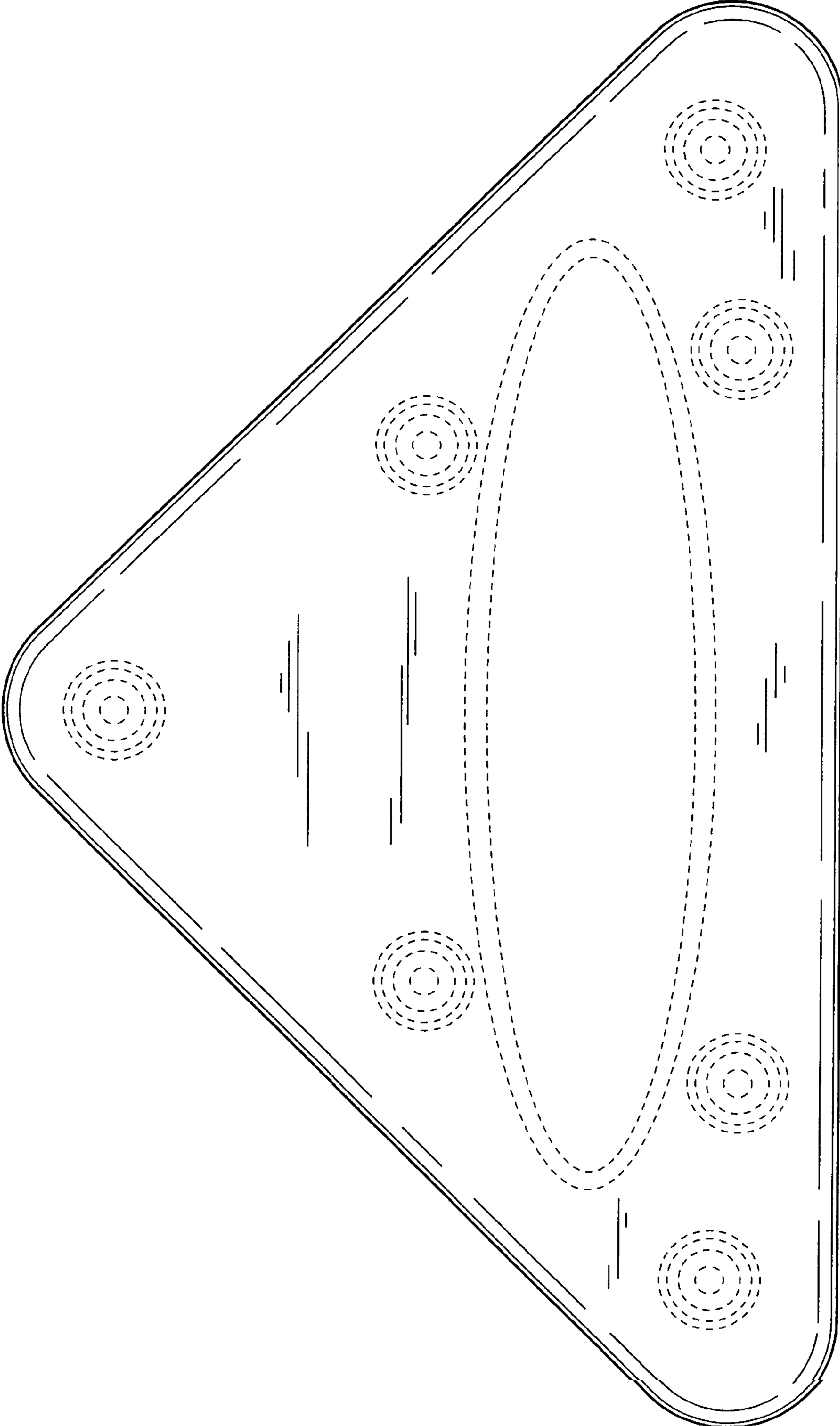


FIG. 6

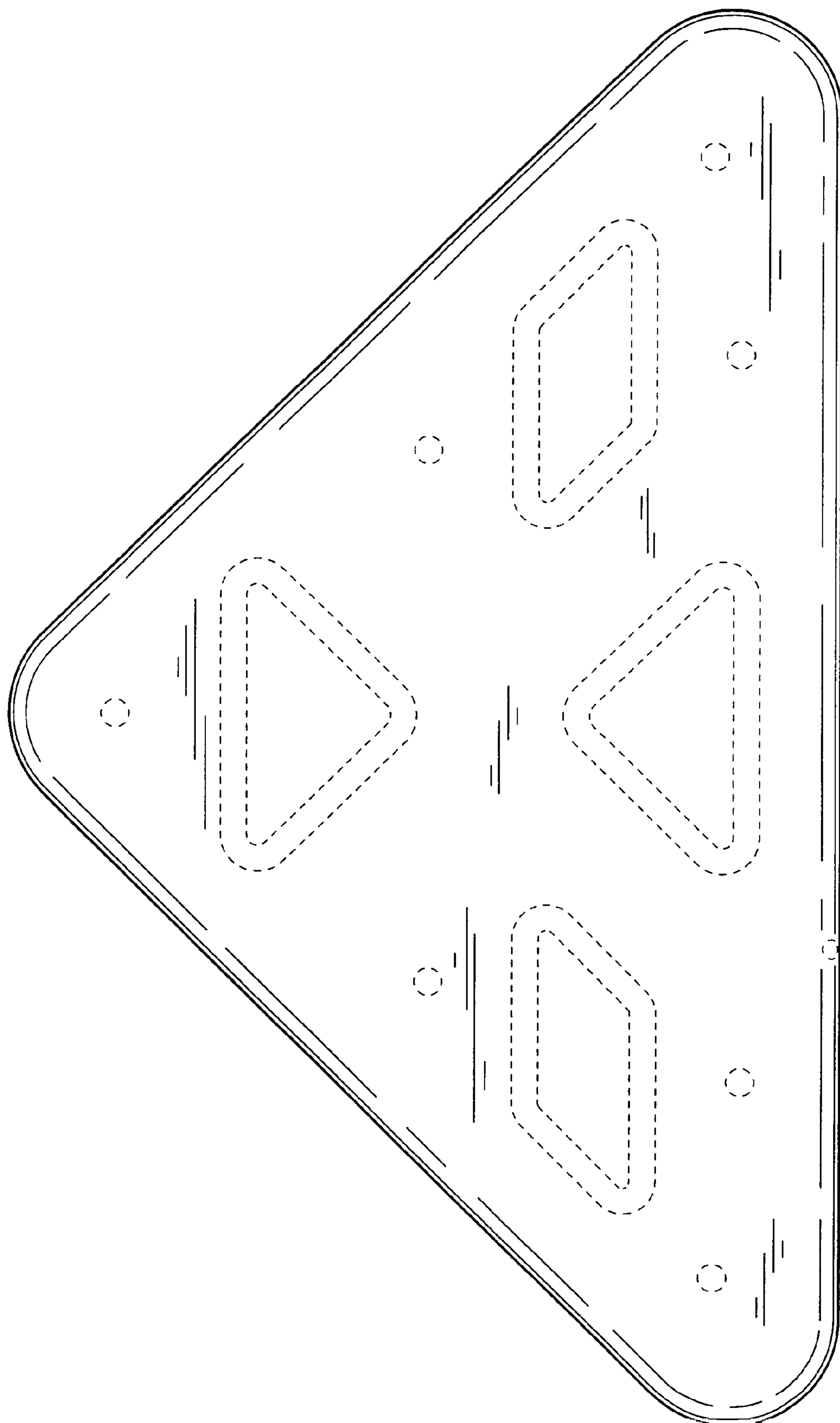


FIG. 7