



US00D585567S

(12) **United States Design Patent**
Mugge et al.

(10) **Patent No.:** **US D585,567 S**
(45) **Date of Patent:** **** Jan. 27, 2009**

(54) **MOLDED SURFACE OF A CONCRETE PRODUCT**

1,982,730 A 12/1934 Erkman
2,038,205 A 4/1936 Case
2,313,363 A 3/1943 Schmitt
2,457,368 A 12/1948 Hanson
2,517,432 A 8/1950 Hornberger

(75) Inventors: **Jimmie L. Mugge**, Inver Grove Heights, MN (US); **Jay J. Johnson**, Star Prairie, WI (US)

(Continued)

(73) Assignee: **Anchor Wall Systems, Inc.**, Minnetonka, MN (US)

FOREIGN PATENT DOCUMENTS

DE 196 34 499 A1 3/1998

(**) Term: **14 Years**

(Continued)

(21) Appl. No.: **29/286,614**

OTHER PUBLICATIONS

(22) Filed: **May 14, 2007**

U.S. Appl. No. 29/270,117, filed Dec. 14, 2006.

(Continued)

(51) **LOC (9) Cl.** **25-01**

(52) **U.S. Cl.** **D25/113**

(58) **Field of Classification Search** D25/102,
D25/112-118, 158, 163; D21/484-486,
D21/490, 491, 493, 500-503; 405/16, 284,
405/286; 52/102, 574, 596-612

Primary Examiner—Louis S Zarfaz

Assistant Examiner—Anhdao Doan

(74) *Attorney, Agent, or Firm*—Merchant & Gould P.C.

See application file for complete search history.

(57) **CLAIM**

The ornamental design for molded surface of a concrete product, as shown and described.

(56) **References Cited**

U.S. PATENT DOCUMENTS

415,773 A 11/1889 Fiske
799,754 A 9/1905 Petrie
803,014 A 10/1905 McIlravy
813,901 A 2/1906 Leming et al.
819,055 A 5/1906 Fisher
824,235 A 6/1906 Damon
838,278 A 12/1906 Schwartz
1,086,975 A 2/1914 Aaronson
1,166,312 A 12/1915 Barten
1,564,490 A 12/1925 Parkhurst
1,574,125 A 2/1926 Sharpe
1,596,165 A 8/1926 Evans
1,693,852 A 12/1928 McQuain
1,751,272 A 3/1930 Forman
1,776,999 A 9/1930 Jensen

DESCRIPTION

FIG. 1 is a perspective of a molded surface of a concrete product according to our new design;

FIG. 2 is a front elevational view thereof;

FIG. 3 is a right side elevational view thereof;

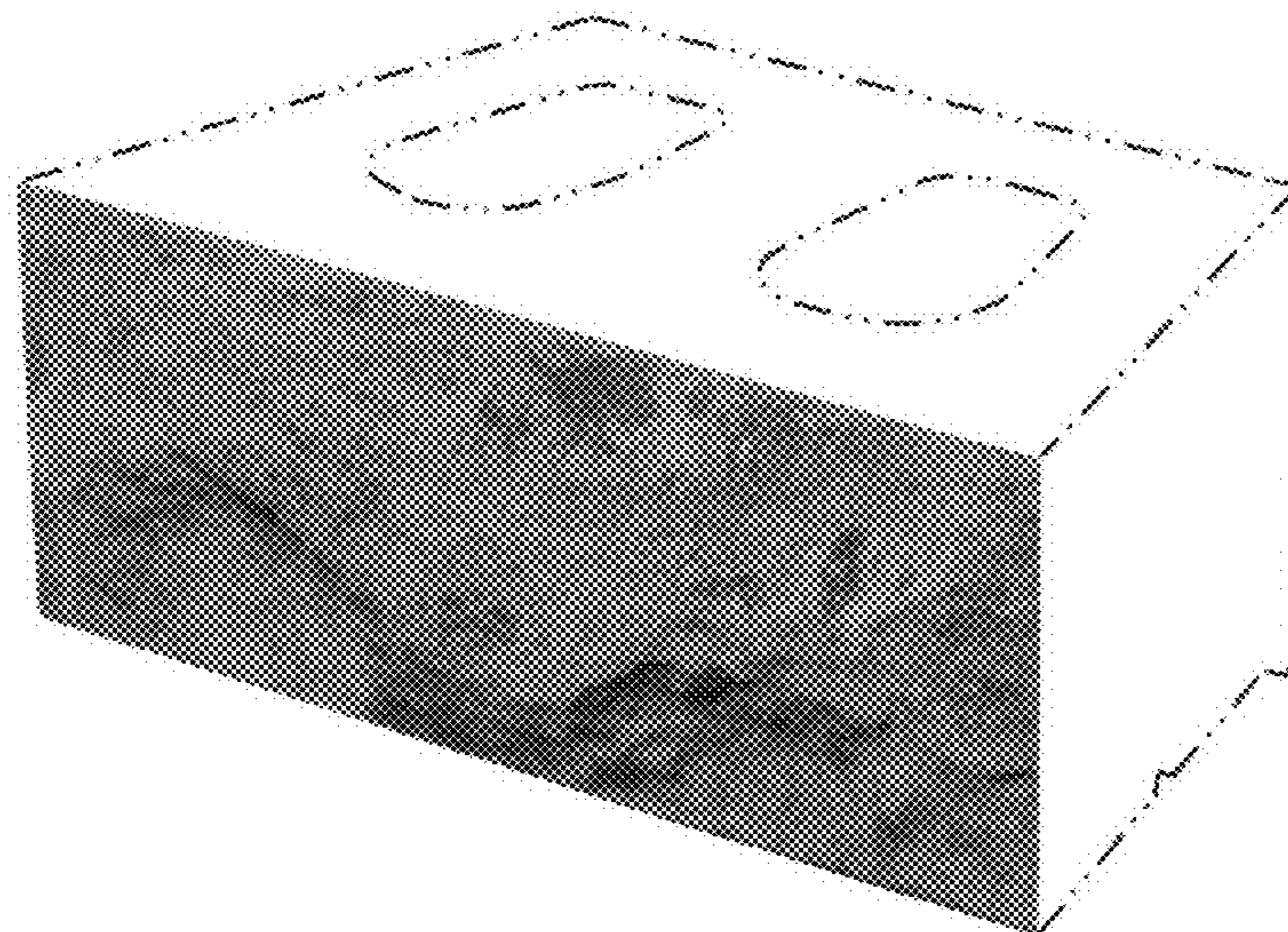
FIG. 4 is a left side elevational view thereof;

FIG. 5 is a top view thereof; and,

FIG. 6 is a bottom view thereof.

The broken lines in all views are included for the purpose of illustrating portions of the concrete product that form no part of the claimed design.

1 Claim, 6 Drawing Sheets



US D585,567 S

Page 2

U.S. PATENT DOCUMENTS

2,570,384	A	10/1951	Russell
2,682,093	A	6/1954	Clanton
2,819,495	A	1/1958	Krausz
2,882,689	A	4/1959	Huch et al.
D190,779	S	6/1961	Stekl
3,013,321	A	12/1961	McElroy
3,204,316	A	9/1965	Jackson
3,277,551	A	10/1966	Sekiguchi
3,425,105	A	2/1969	Gulde
3,530,553	A	9/1970	Engle et al.
3,669,402	A	6/1972	Paulson
3,694,128	A	9/1972	Foxen
3,731,899	A	5/1973	Nuzzo
3,795,721	A	3/1974	Gilbert et al.
3,809,049	A	5/1974	Fletcher et al.
3,918,877	A	11/1975	Pickett
3,940,229	A	2/1976	Hutton
3,981,953	A	9/1976	Haines
4,050,864	A	9/1977	Komaki
4,063,866	A	12/1977	Lurbiecki
4,178,340	A	12/1979	Hyytinen
4,272,230	A	6/1981	Abate
4,784,821	A	11/1988	Leopold
4,802,836	A	2/1989	Whissell
4,869,660	A	9/1989	Ruckstuhl
4,902,211	A	2/1990	Svanholm
4,909,717	A	3/1990	Pardo
D317,048	S	5/1991	Forsberg
D317,209	S	5/1991	Forsberg
D319,885	S	9/1991	Blomquist et al.
D321,060	S	10/1991	Blomquist et al.
5,056,998	A	10/1991	Goossens
5,078,940	A	1/1992	Sayles
5,183,616	A	2/1993	Hedrick
D341,215	S	11/1993	Blomquist et al.
5,366,676	A	11/1994	Kobayashi
5,372,676	A	12/1994	Lowe
5,435,949	A	7/1995	Hwang
5,484,236	A	1/1996	Gravier
5,534,214	A	7/1996	Sakamoto et al.
5,598,679	A	2/1997	Orton et al.
D379,669	S *	6/1997	Karanikas D25/113
5,651,912	A	7/1997	Mitsumoto et al.
5,735,094	A	4/1998	Zember
5,756,131	A	5/1998	Suh
5,816,749	A	10/1998	Bailey, II
5,827,015	A	10/1998	Woolford et al.
D429,004	S	8/2000	Strand et al.

D435,304	S	12/2000	Rainey
D437,422	S	2/2001	Bolles et al.
D438,640	S	3/2001	Bolles et al.
D445,512	S	7/2001	Sievert
6,321,740	B1	11/2001	Scherer et al.
D458,693	S	6/2002	Sievert
D464,145	S	10/2002	Scherer
D466,619	S	12/2002	Britton
D468,449	S	1/2003	Britton
D477,091	S *	7/2003	Manthei D25/113
D479,002	S	8/2003	Nordstrand
D479,003	S	8/2003	Nordstrand
D482,133	S	11/2003	Scherer et al.
D500,864	S	1/2005	Klettenberg et al.
D506,837	S	6/2005	Scherer
D511,578	S	11/2005	Mugge et al.
D513,805	S	1/2006	Scherer
D529,195	S	9/2006	Mugge
D529,628	S	10/2006	Mugge
D530,831	S	10/2006	Mugge
D532,910	S	11/2006	Mugge
D538,946	S	3/2007	Mugge
D541,950	S	5/2007	Mugge
D541,951	S	5/2007	Mugge
2003/0126821	A1	7/2003	Scherer
2004/0218985	A1	11/2004	Klettenberg et al.

FOREIGN PATENT DOCUMENTS

DE	100 02 390	A1	7/2001
GB	944066		12/1963
GB	2 232 114	A	12/1990
GB	2092493		5/2000
GB	2092499		5/2000
GB	2092500		5/2000
GB	2092501		5/2000
WO	WO 03/060251	A1	7/2003

OTHER PUBLICATIONS

U.S. Appl. No. 29/276,245, filed Jan. 19, 2007.
 U.S. Appl. No. 29/277,916, filed Mar. 14, 2007.
 Office Action in Australia (Examination Report No. 1) for corresponding AU Design Reg. 307701, dated Mar. 14, 2007.
 "Slab Molds, Dream Molds," *Kobra Formen GmbH*, 2 pages, published before Aug. 6, 2007.
 "Kobra Slab Molds: Optimum Slab Production on Big Board Machines, Design and benefits," *Kobra*, 2 pages, published before Aug. 6, 2007.

* cited by examiner




FIG. 1

FIG. 2






FIG. 3




FIG. 4




FIG. 5

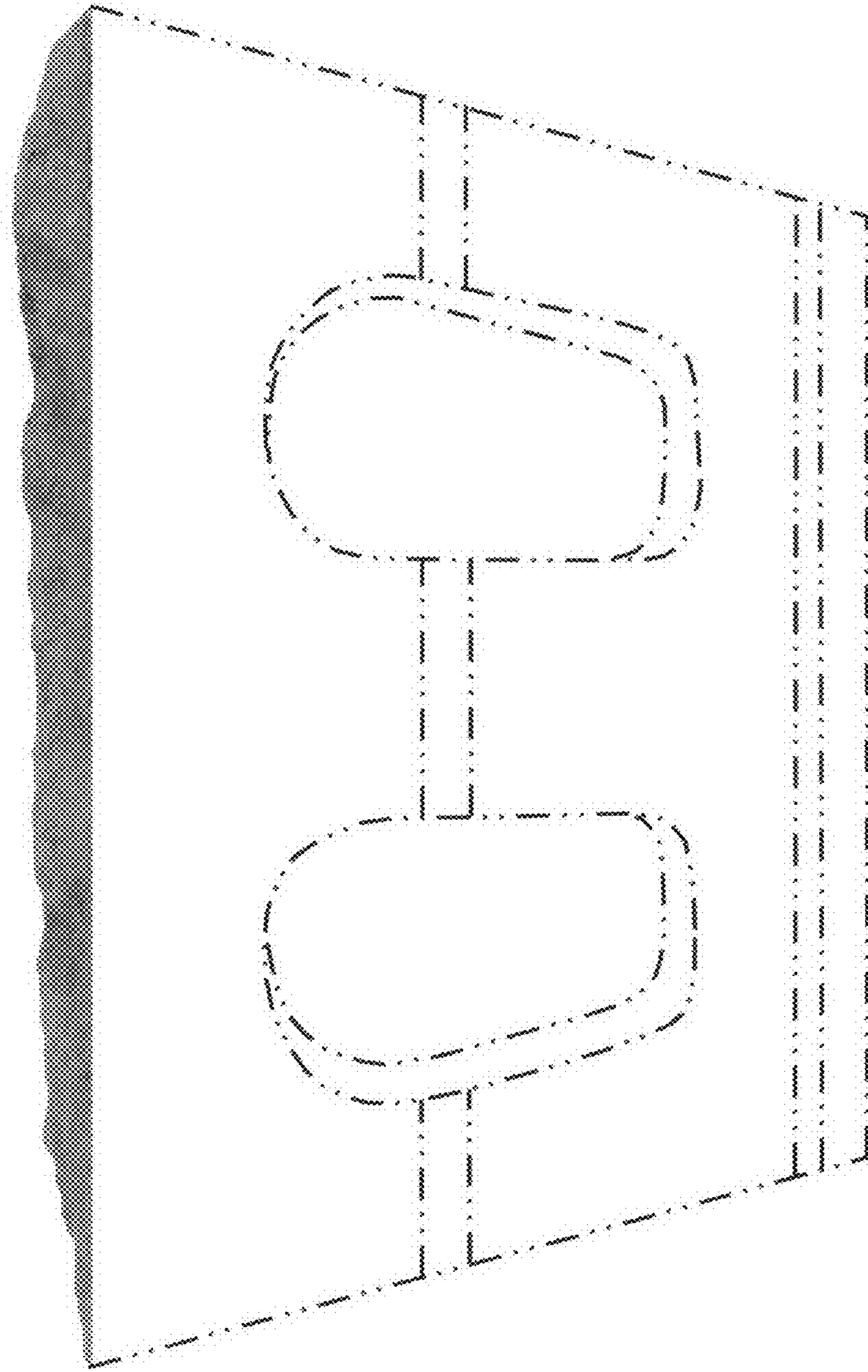


FIG. 6