



US00D585560S

(12) **United States Design Patent**  
**Wu**

(10) **Patent No.:** **US D585,560 S**  
(45) **Date of Patent:** **\*\* Jan. 27, 2009**

(54) **CONTROL DEVICE**

(75) Inventor: **Wei Wu**, Zhejiang Province (CN)

(73) Assignee: **Zhejiang Lover Health Science and Technology Development Co., Ltd.**, Huzhou (CN)

(\*\*) Term: **14 Years**

(21) Appl. No.: **29/302,322**

(22) Filed: **Jan. 15, 2008**

(51) **LOC (9) Cl.** ..... **28-03**

(52) **U.S. Cl.** ..... **D24/215**

(58) **Field of Classification Search** ..... D24/211–215,  
D24/200, 143; 601/46, 101, 87, 84, 80, 70,  
601/85, 78, 67, 122, 128, 57, 94, 69, 79,  
601/72, DIG. 14, DIG. 16; 600/38, 39; D13/168,  
D13/169, 170, 174; D14/218, 137, 159,  
D14/207, 204

See application file for complete search history.

(56) **References Cited**

**U.S. PATENT DOCUMENTS**

D523,151 S \* 6/2006 Telford ..... D24/215  
D523,152 S \* 6/2006 Telford ..... D24/215

D545,446 S \* 6/2007 Wu ..... D24/215  
D546,963 S \* 7/2007 Wu ..... D24/215  
D546,964 S \* 7/2007 Wu ..... D24/215  
D567,958 S \* 4/2008 Talbot et al. .... D24/215

\* cited by examiner

*Primary Examiner*—Cathron C Brooks  
*Assistant Examiner*—Melanie Levy

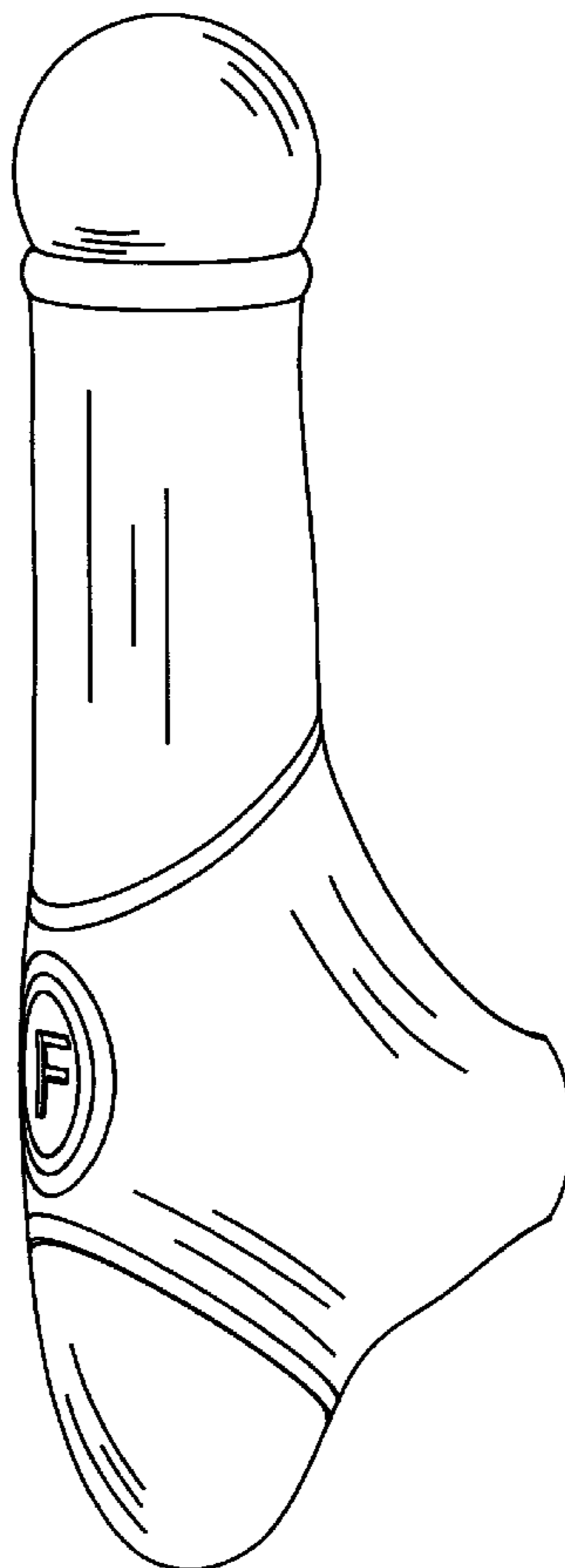
(57) **CLAIM**

The ornamental design for a control device, as shown and described.

**DESCRIPTION**

The claimed control device is used for controlling sex toy.  
FIG. 1 is a front elevational view of a control device showing my new design;  
FIG. 2 is a rear elevational view thereof;  
FIG. 3 is a left side view thereof;  
FIG. 4 is a right side view thereof;  
FIG. 5 is a top plan view thereof;  
FIG. 6 is a bottom plan view thereof; and,  
FIG. 7 is a perspective view thereof.

**1 Claim, 6 Drawing Sheets**



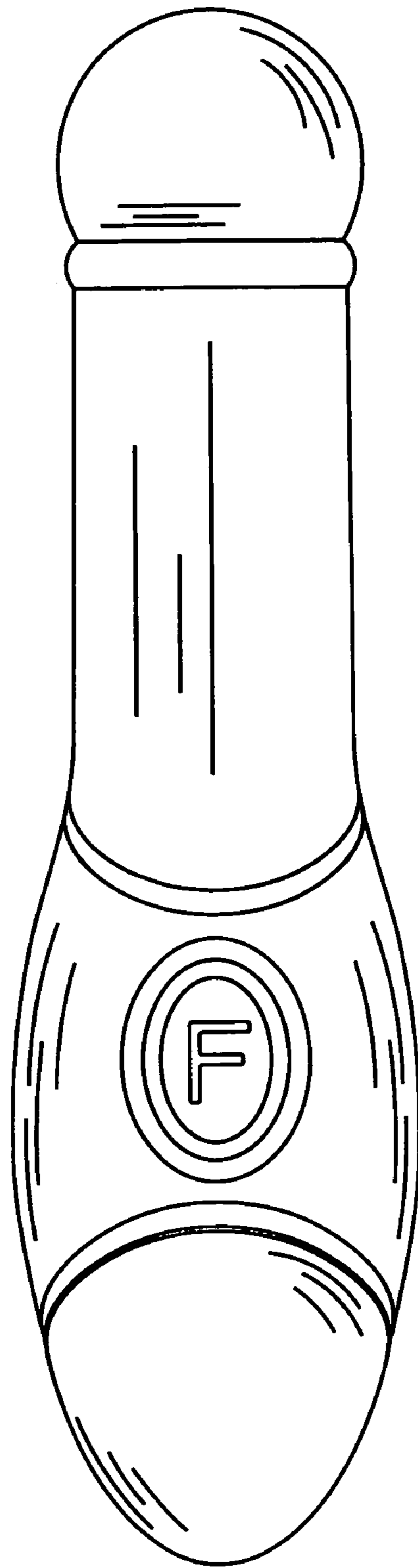


FIG. 1

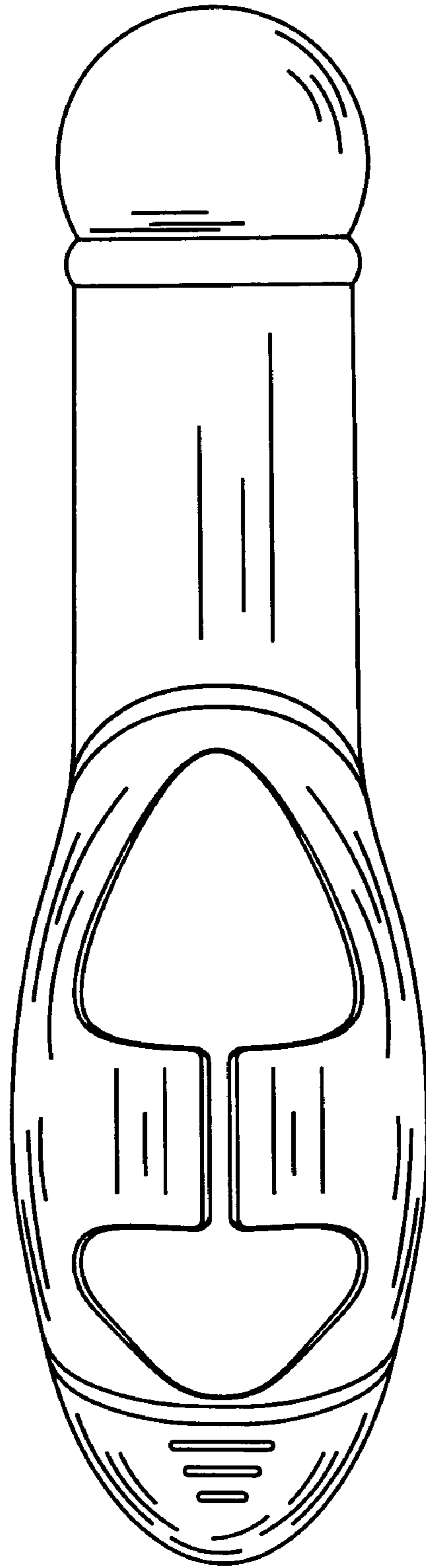


FIG. 2



FIG. 3



FIG. 4

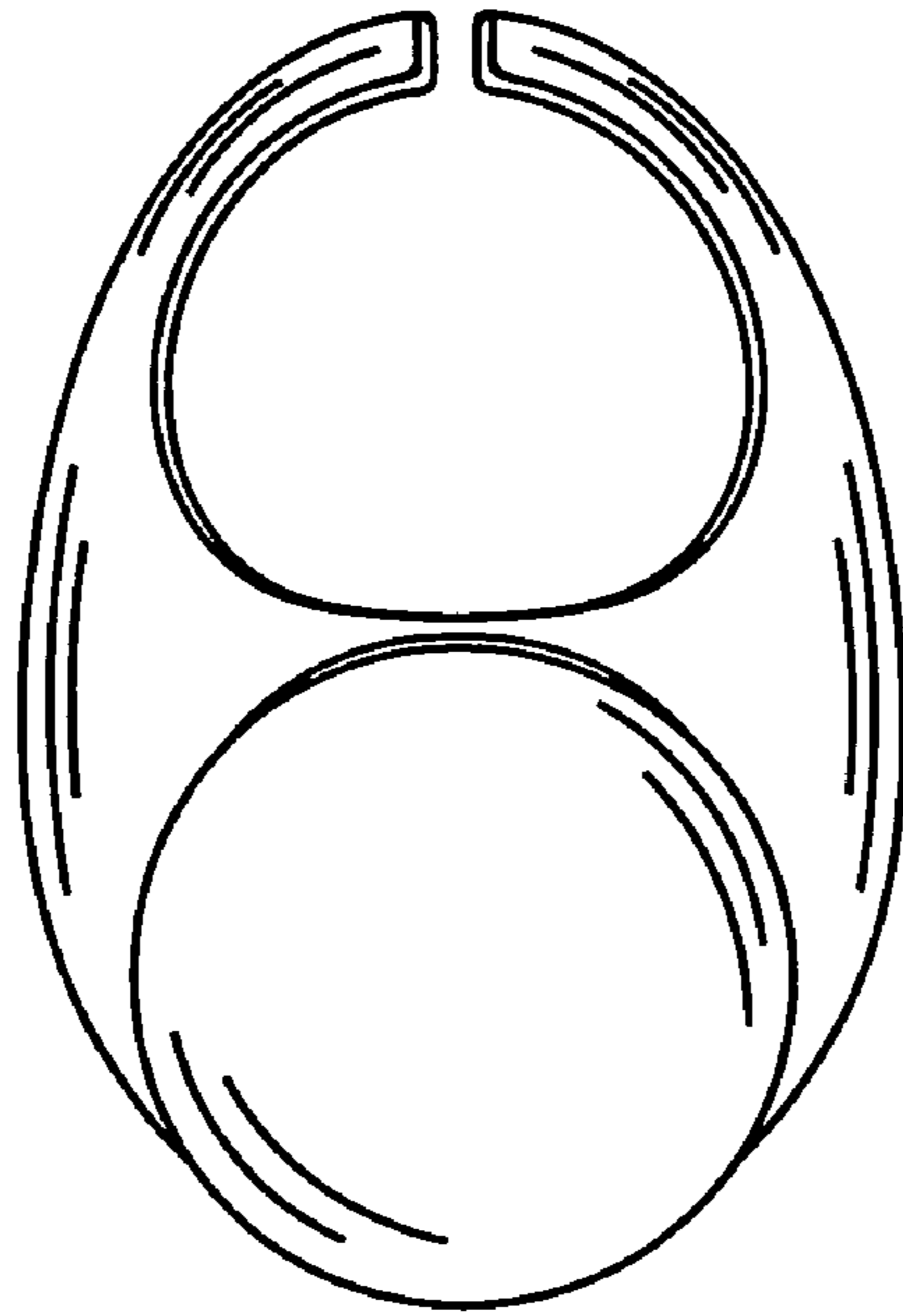


FIG. 5

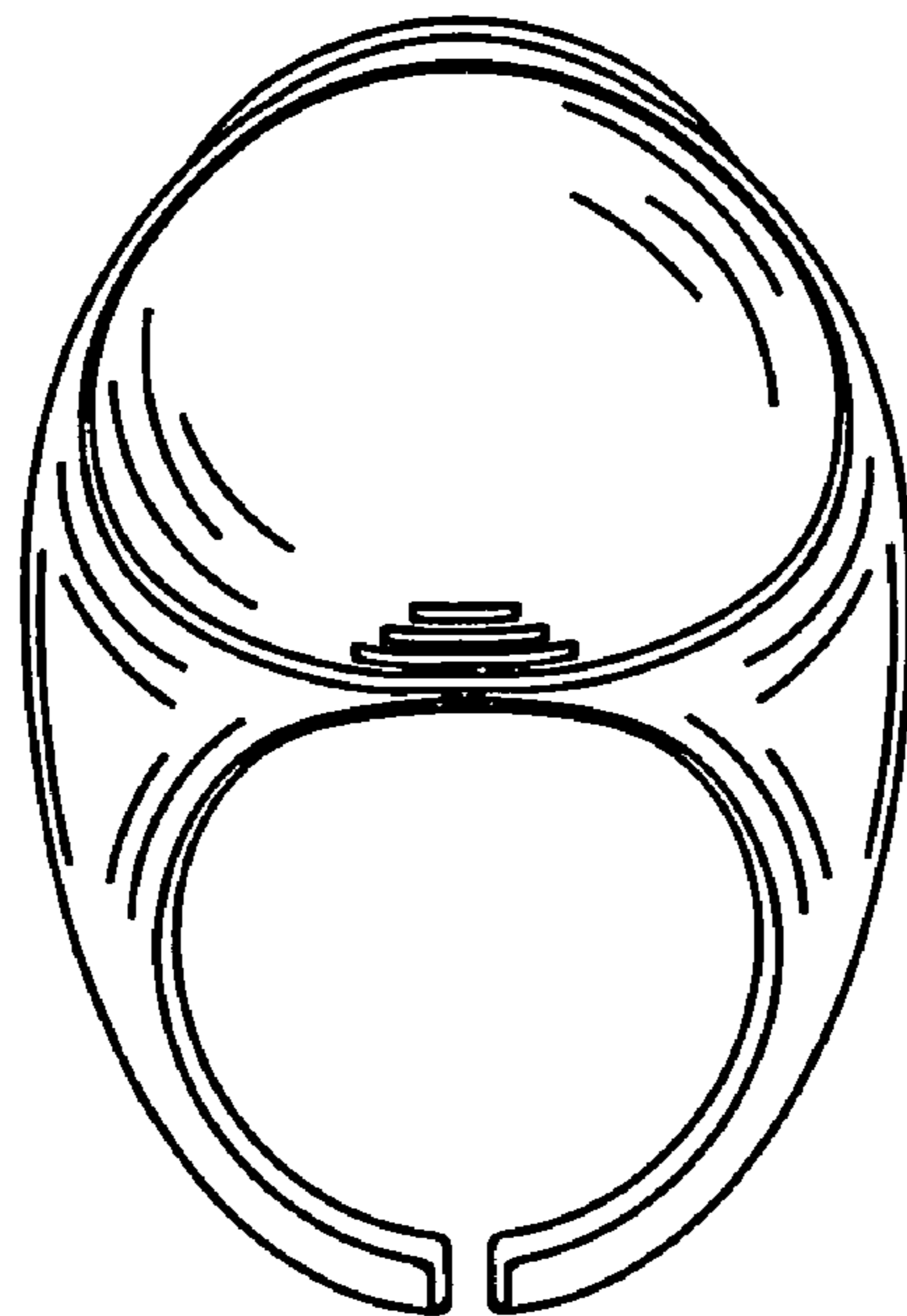


FIG. 6

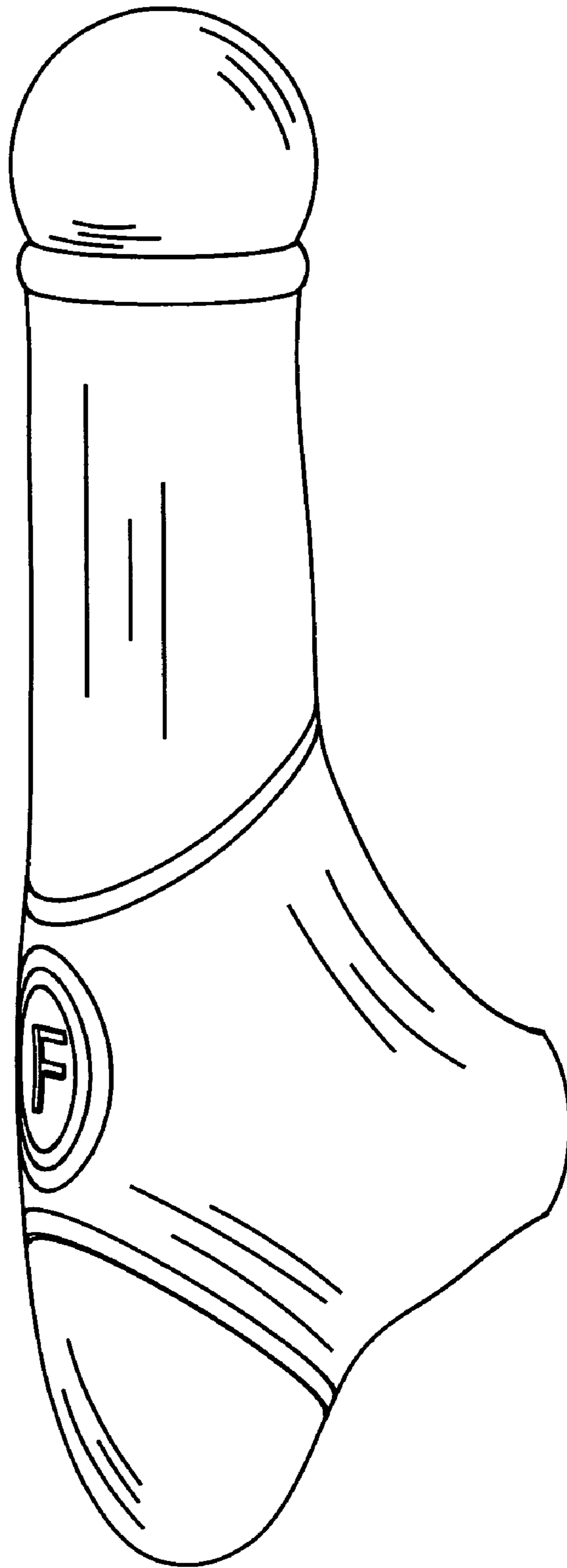


FIG. 7